


# HEART FAILURE

CONGRESS ORGANISED BY THE HEART FAILURE ASSOCIATION OF THE ESC

2016

Featuring the **3<sup>rd</sup> WORLD CONGRESS  
ON ACUTE HEART FAILURE**

Final  
Programme



21-24 May  
**Florence**  
Italy

**Heart Failure:**  
state of the art

[www.escardio.org/HFA](http://www.escardio.org/HFA)

#heartfailure2016



HEART FAILURE  
ASSOCIATION  
OF THE ESC



EUROPEAN  
SOCIETY OF  
CARDIOLOGY®

# BUILDING FLOOR PLAN



# HFA

HEART FAILURE ASSOCIATION OF THE ESC

Working together for the future of heart failure



**Take out your membership for 2016**

## Access exclusive membership benefits

Online European Journal of Heart Failure

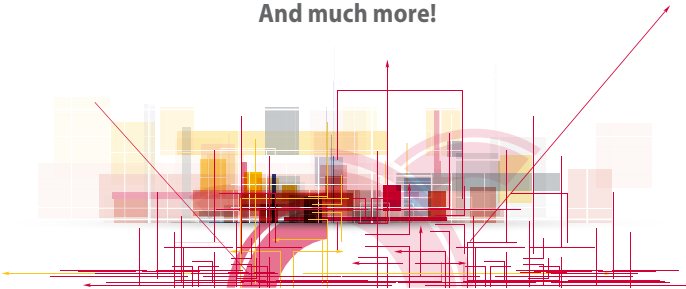
CME online education programme

Slides from HFA congresses

Eligible for Board, Committees and Study Groups

Become Fellow of the HFA

**And much more!**



*To improve quality of life and longevity, through better prevention, diagnosis and treatment of heart failure, including the establishment of networks for its management, education and research.*

**WE  
ARE THE  
ESC**

**I'M AN HFA MEMBER. WE ARE THE ESC**


**APPLY FOR MEMBERSHIP**

**[www.escardio.org/HFA-membership](http://www.escardio.org/HFA-membership)**



# Inaugural Session

SATURDAY 21 MAY 2016  
17:45 – ROOM LONDON



## Chairpersons :

G. Filippatos, G. Rosano, A. Maggioni, M. Piepoli

### Welcome from the President of the HFA

G. Filippatos

### Welcome to Heart Failure 2016

G. Rosano

### Welcome to Florence

M. Piepoli

### Welcome from the President of the ESC

F. Pinto

### Announcement of the Philip Poole Wilson Lecturer

A. Maggioni

### The HFA Eugene Braunwald Lecture

F. Ruschitzka

### Introduction of Karl Swedberg

E. Braunwald

### Eugene Braunwald Lecture:

**Treatment of heart failure: The success of neurohormonal and heart rate control**

K. Swedberg

### New elected Fellows of the HFA

T. McDonagh

### Winners of the Heart Failure Awareness Days 2015

A. Mebazaa

19:00 Networking Reception in the Exhibition



# TABLE OF CONTENTS

|                                                 |    |
|-------------------------------------------------|----|
| Welcome Address.....                            | 4  |
| Organising Committees.....                      | 5  |
| Heart Failure Association (HFA) of the ESC..... | 6  |
| Congress Information.....                       | 8  |
| Congress Resources.....                         | 9  |
| About the Programme.....                        | 10 |
| Don't Miss.....                                 | 12 |
| Abstract-based Programme.....                   | 13 |
| Programme at a Glance.....                      | 14 |
| Congress Timetable.....                         | 18 |

## Scientific Programme

### Saturday

|                         |    |
|-------------------------|----|
| Morning Sessions.....   | 23 |
| Lunchtime Sessions..... | 32 |
| Afternoon Sessions..... | 36 |
| Inaugural Session.....  | 46 |
| Poster Session 1.....   | 48 |

### Sunday

|                         |     |
|-------------------------|-----|
| Hands-On Tutorials..... | 85  |
| Morning Sessions.....   | 89  |
| Lunchtime Sessions..... | 100 |
| Afternoon Sessions..... | 105 |
| Evening Sessions.....   | 116 |
| Poster Session 2.....   | 120 |

### Monday

|                         |     |
|-------------------------|-----|
| Hands-On Tutorials..... | 153 |
| Morning Sessions.....   | 156 |
| Lunchtime Sessions..... | 167 |
| Afternoon Sessions..... | 171 |
| Evening Sessions.....   | 183 |
| Poster Session 3.....   | 186 |

### Tuesday

|                       |     |
|-----------------------|-----|
| Morning Sessions..... | 225 |
| Poster Session 4..... | 232 |

|                                     |     |
|-------------------------------------|-----|
| Index of Sessions.....              | 257 |
| Index of Chairpersons & Judges..... | 262 |
| Index of Speakers.....              | 264 |
| Index of Authors.....               | 268 |

# WELCOME ADDRESS



*Dear friends and colleagues,*

It is with great pleasure that we welcome you to Florence for Heart Failure 2016 and the 3<sup>rd</sup> World Congress on Acute Heart Failure. With this year's spotlight 'Heart Failure: state of the art', we will consider the latest ways to make a heart failure diagnosis, predict patient outcomes, manage heart failure with drugs, devices, efficiently structured clinical services and lifestyle recommendations.

The congress will be an exceptional event in the world of heart failure as we launch the latest **ESC Guidelines for the diagnosis and treatment of acute and chronic heart failure**. The track will start with an overview session on **Saturday at 11:00** where the Task Force will reveal what is new in the 2016 Guidelines. Throughout the rest of the congress, the track will continue with four sessions that will go deeper into the content of the new Guidelines, by topic.

In continuing our acclaimed scientific programme, expert faculty from around the globe will feature in the traditional symposia, debates, Meet the Experts, How-To and HFA Focus '**Mobile App Interactive Voting**' sessions. In view of two successful previous editions, the HFA proudly hosts the 3<sup>rd</sup> World Congress on Acute Heart Failure with a full programme addressing an unmet need for professionals who care for and study patients suffering from acute heart failure.

We are honoured to present this year's HFA Lectures: Prof. Karl Swedberg will give the **Honorary Eugene Braunwald Lecture** on Saturday during the Inaugural session and Prof. Luigi Tavazzi will give the **Honorary Philip Poole Wilson Lecture** as a keynote of the Young Investigator Awards: Basic Science session on Sunday.

State-of-the-art science will be presented during four days of oral and poster abstract sessions, a result of the **record-breaking number of 2 010 abstracts and clinical cases received**. Join us for the **Awards Ceremony** on Sunday on the HFA stand to congratulate the winners of the traditional Young Investigator and Nursing Investigator sessions and, **new this year**, the **Clinical Case Competition!** Make sure to also attend the Late Breaking Trials sessions that will unveil the latest results from clinical research.

The congress is also an opportunity for you to visit the exhibition and attend the Industry Sponsored sessions to stay up to date with the recent advances in science and technology from our partners.

The venue, Firenze Fiera, is housed in the monumental sixteenth century fortress 'Fortezza da Basso' located within walking distance of Florence's historical centre with its unsurpassed renaissance art and architecture.

Welcome to Florence,  
Welcome to Heart Failure 2016 & the 3<sup>rd</sup> World Congress on Acute Heart Failure,

## **Heart Failure 2016 Scientific Chairpersons**

Prof. Aldo P. Maggioni (Florence, IT)  
Prof. Massimo F. Piepoli (Piacenza, IT)  
Prof. Giuseppe M.C. Rosano (Rome, IT)

## **HFA President**

Prof. Gerasimos S. Filippatos (Athens, GR)

## Board of the Heart Failure Association of the ESC (2014 - 2016)

|                           |                                                        |
|---------------------------|--------------------------------------------------------|
| Gerasimos Filippatos (GR) | President                                              |
| Frank Ruschitzka (CH)     | President-Elect                                        |
| Stefan D. Anker (DE)      | Immediate Past-President                               |
| Theresa McDonagh (UK)     | Chairperson of the Clinical Section                    |
| Christoph Maack (DE)      | Chairperson of the Basic Science Section               |
| Alexandre Mebazaa (FR)    | Coordinator for National HF Societies & Working Groups |
| Jillian Riley (UK)        | Secretary                                              |
| Arno Hoes (NL)            | Treasurer                                              |

### Clinical Section

Andrew Coats (UK)  
Marisa Crespo-Leiro (ES)  
Veli-Pekka Harjola (FI)  
Ekaterini Lambrinou (CY)  
Mitja Lainscak (SI)  
Yuri Lopatin (RU)  
Massimo Piepoli (IT)  
Giuseppe Rosano (IT)

### Basic Science Section

Johann Bauersachs (DE)  
Rudolf De Boer (NL)  
Stephane Heymans (NL)  
Adelino Leite-Moreira (PT)

### Ex-officio

Burkert Pieske (DE)  
Petar Seferovic (RS)  
Marco Metra (IT)

### Sui Generis

Aldo Maggioni (IT)  
Piotr Ponikowski (PL)



## Heart Failure 2016 Scientific Chairpersons

Aldo Maggioni (IT)

Massimo Piepoli (IT)

Giuseppe Rosano (IT)

### Local Host Committee

Leonardo Bolognese (IT)  
Gian Franco Gensini (IT)  
Luigi Padeletti (IT)

### Local Track Committee

Nadia Aspromonte (IT)  
Edoardo Gronda (IT)  
Maurizio Volterrani (IT)  
Salvatore Di Somma (IT)  
Andrea Mortara (IT)

### Congress Ambassadors

Roberto Ferrari (IT)  
Marco Metra (IT)  
Luigi Tavazzi (IT)

# HEART FAILURE ASSOCIATION (HFA) OF THE ESC

## HFA Mission

*'To improve quality of life and longevity, through better prevention, diagnosis and treatment of heart failure, including the establishment of networks for its management, education and research'*

## HFA AT A GLANCE

### ADVOCACY

The HFA has set up an exceptional international network across all continents and numerous activities with the support and close collaboration of more than **45 National Heart Failure Societies and Working Groups**.



#### Global Heart Failure Awareness Programme

The HFA wishes to build a common approach across and beyond Europe to raise heart failure awareness and understanding: let HFA be your voice in the political arena! A White Paper is available on the HFA stand B10.

#### Heart Failure Awareness Days

Every year in May, with the participation of over 25 countries.

#### Patient Website

Heart failure matters explains all aspects of heart failure to patients, families and carers. Find more information on: [www.heartfailurematters.org](http://www.heartfailurematters.org)



### RESEARCH



#### European Journal of Heart Failure

The world's highest ranking heart failure journal.  
Impact factor = 6.526



#### Registry

Collaboration with the ESC EURObservational Research Programme registries on Heart Failure and Peripartum Cardiomyopathies.



#### ESC Heart Failure – open access journal

### EDUCATION

#### Online eLearning Programme

20 CME-EBAC accredited modules available on:  
[learn.escardio.org/heart-failure](http://learn.escardio.org/heart-failure)

#### Postgraduate Course in Heart Failure

Run in conjunction with the Zurich Heart House, the ESC and the HFA, this Postgraduate Course in Heart Failure leads to a Certificate of Advanced Studies (CAS) in heart failure.

#### Heart Failure Clinical Practice Guidelines

The new ESC Guidelines for the diagnosis and treatment of acute and chronic heart failure will be presented during the congress and available on the HFA stand.

#### Heart Failure Specialist Curriculum

Provides a framework which can be used as a blueprint for training in Europe - written and assessed by the HFA.

#### Patient Care Workshop

To promote Best Practice in delivering multiprofessional heart failure care through the means of an interactive workshop.

#### NEW! Individual Heart Failure Certification

The HFA provides a brand new certification exam of professional excellence in heart failure, aiming to assess the knowledge base set out in the Heart Failure Specialist Curriculum.



## CONGRESSES AND EVENTS

### Annual Heart Failure congress & World Congress on Acute Heart Failure

A unique opportunity to learn, exchange and network.

### Winter Meeting on Translational Research

Best basic and translational heart failure meeting in Europe, held every year in January with about 120 participants.

### HFA Summit

Annual meeting with all National Heart Failure Societies to discuss pan-European objectives.

## MEMBERSHIP

Choose the level that best fits your needs and access exclusive benefits!



- Access the 20 CME accredited modules of the HFA eLearning programme
- Direct access to the Heart Failure 2016 congress resources
- Exclusive entrance to the HFA Member's Lounge
- Voting rights for electing the new HFA Board
- Get your membership pin

### Fellows of the HFA

Gold Members can become Fellows of the HFA. Candidates have to demonstrate their excellence in heart failure. All applications reviewed by the Credential Committee.



### Heart failure specialists of Tomorrow (HoT)

Be part of our young community! A group of under 40's (or those still in training) who aim to reach young professionals tackling the issue of heart failure. Don't miss the HoT Cocktail on the ESC-HFA stand during the networking event.

Visit the ESC-HFA stand B10 to learn more and join our leading community!



I'M AN HFA MEMBER. WE ARE THE ESC



## HFA AT HEART FAILURE 2016

- ESC-HFA stand in the exhibition: come and see us during your coffee break!
- Networking event in the exhibition after the Inaugural Session
- The year's best papers on heart failure session on Sunday 22 May at 14:15
- HFA General Assembly on Monday 23 May at 10:05: validation of new HFA Board 2016-2018 by HFA Members
- HFA Member's Lounge available for the HFA Gold and Fellows Members

[www.escardio.org/HFA](http://www.escardio.org/HFA)



Heart Failure 2016 & the 3<sup>rd</sup> World Congress on Acute Heart Failure is the annual congress of the Heart Failure Association of the ESC.



## CME Accreditation



The Heart Failure 2016 congress is accredited by the European Board for Accreditation in Cardiology (EBAC) for 21 hours of external CME credits.

Each participant should claim only those hours of credit that have actually been spent in the educational activity. EBAC works in cooperation with the European Accreditation

Council for Continuing Medical Education (EACCME) which is an institution of the European Union of Medical Specialists (UEMS). EBAC credits are recognised by the American Medical Association towards the Physician's Recognition Award (PRA). Detailed instructions for converting these credits to AMA PRA Category 1 credits are available on the AMA website.

**EBAC Certificates will be available at the registration desks from Monday 23 May at 12:00.**

## Industry Programme

Pick up your free copy of the Industry Programme with information on:

- Exhibition Floor Plan
- List of Industry Partners
- Industry Sponsored Sessions:  
Satellite Symposia, Experts on the Spot and Hands-On Tutorials
- EBAC Accredited Educational Programmes
- Notepad

## Follow us live



Join the conversation on Twitter!  
**#heartfailure2016**



Look for your face in the crowd on the Facebook photo album!

## Wi-Fi



A free Wi-Fi network is available:  
**Name: hf-congress**  
**Password: hf-congress**

## Language

The official language during the congress is English.

Apart from three sessions in the Local Track, all lectures and presentations will be held in English only. No translation is available.

## Programme Changes / Date of print

The date of print is 18 April 2016.

The organisers cannot be held liable for any changes in the programme due to external or unforeseen circumstances.



## What type of resources are available?

### Abstracts

All accepted abstracts presented at the congress are published in the online supplement of the European Journal of Heart Failure (EJHF), on the Scientific Programme & Planner (SP&P) and on the Heart Failure 2016 Mobile App.

### Slides

Review the content presented by the faculty by browsing through their slides and review novel research in the electronic posters!

### Videos

All of the sessions are recorded: be sure not to miss anything!



### Congress News

Pick up your free daily newspaper and check your inbox for the electronic version!  
We cover the scientific highlights of the congress for you!

## How to consult the resources?



### e-Library

During the congress, browse the resources at the e-Library located next to the Agora.



### Scientific Programme & Planner

After the congress, resources will be available on the Scientific Programme & Planner only to HFA Silver, Gold Members and Fellows of the HFA.  
Visit the stand B10 to join the Heart Failure Association now!



### Heart Failure 2016 Mobile App

The congress at your fingertips!

- View the most updated scientific programme
- Ask questions and vote during the Mobile App Interactive Sessions
- Search for sessions, speakers and topics
- Create your personal programme
- Share sessions and notes with colleagues
- Receive live notifications during the congress

Search for 'Heart Failure 2016' in the App Store® or in Google Play



Heart Failure 2016 Mobile App is supported by SERVIER in the form of an unrestricted educational grant.



## ESC Clinical Practice Guidelines

The **new ESC Guidelines for the diagnosis and treatment of acute and chronic heart failure**, written under the auspices of the ESC Committee for Clinical Practice Guidelines and developed in collaboration with the Heart Failure Association of the ESC, will be released at Heart Failure 2016 in a series of main sessions.

The first session will provide an overview of the ESC Clinical Practice Guidelines and the following sessions will provide an in-depth analysis by topic.

Follow the ESC Clinical Practice Guidelines track to attend all sessions.



**Heart  
Failure:  
state of  
the art**



## 3<sup>rd</sup> World Congress on Acute Heart Failure

In view of its extraordinary success in Seville and Athens, the Heart Failure Association of the ESC presents the 3<sup>rd</sup> World Congress on Acute Heart Failure as part of the main programme of Heart Failure 2016.

An event dedicated to all healthcare professionals who care for patients suffering from acute heart failure.

**A complete programme on Saturday 21 May:**

- Symposia, debates, educational sessions & Late Breaking Trial presentations...
- Launch of the new ESC Guidelines for the diagnosis and treatment of acute and chronic heart failure
- Abstract-based sessions including oral presentations & posters
- Industry sponsored sessions & workshops

A track continuing throughout the Heart Failure congress programme.



# ABOUT THE PROGRAMME

## Joint Sessions

To address the multi-disciplinary approach in the treatment of heart failure, the HFA presents sessions with:

- European Heart Rhythm Association (EHRA)
- ESC Working Group on Pharmacotherapy
- Heart failure specialists Of Tomorrow (HOT) and the Heart Imagers of Tomorrow (HIT)

**New this year!** Experience a virtual and interactive case on a digital simulator in the joint HOT/HIT session. *Tips & tricks: how could echocardiography help to survive an ICU shift?*

**The cases will also be presented in the Virtual Case Area during official coffee breaks in the Poster Area**

To explore multinational perspectives in the management of heart failure, the HFA presents sessions with:

- Global Heart Failure Awareness Programme of the HFA
- Heart failure Association of India and the CSI-Heart Failure Council
- Japanese Heart Failure Society
- Heart Failure Society of America

## Basic Science

We have enhanced the offer for basic scientists this year by introducing a full programme:

- The traditional Young Investigators Award  
With a keynote **Philip Poole Wilson Lecture** by Professor Luigi Tavazzi on: “New scenarios in medical science”
- Nine sessions with experts in the room Barcelona
- An oral abstract session with an introductory lecture on “Novel drugs in heart failure: what’s on the horizon?” Saturday at 08:30 in the Agora
- A dedicated zone in the Poster Area with expert discussants



## NEW this year! HFA Career Cafe

The HFA Career Cafe is the meeting place for the future generation of heart failure specialists to interact with the great leaders of their specialty. During individual interviews of 12 minutes, the pre-selected applicants will have the privilege to seek career development advice and recommendations from renowned professionals with years of successful careers behind them. This pilot meeting will be held on Saturday morning with pre-registered applicants and HFA mentors; stay tuned for next years’ event!

## Local Track & Local Language Sessions

Specifically addressing a local audience, six sessions are organised with local experts. The track starts on Saturday with three sessions in Italian and is continued with three sessions in English on Sunday.





## Mobile App Interactive Sessions!

Take an active part in the discussion and cast your vote via the Heart Failure 2016 Mobile App! Follow the “Mobile App Interactive Session” track to attend these four **HFA Focus sessions!**



### HFA Focus - Case Based Interactive Sessions

Discussions around practical cases by experts who will call upon the audience to react to the management of the case. Sessions will be concluded by recommendations based on the ESC Clinical Practice Guidelines.



## Inaugural Session

**Saturday 21 May from 17:45 to 19:00** in room London, followed by a networking event.

Featuring the **HFA Eugene Braunwald Lecture** by **Professor Karl Swedberg** on “The success of neurohormonal and heart rate control”.

## Late Breaking Trial Sessions

Presenters will share the very latest results of their trials. The presentations will be concluded by a review from an expert. Be there to hear about the latest development in heart failure.

**Saturday 21 May, 14:15 - 15:45** in room London - Focus on acute heart failure

**Sunday 22 May, 08:30 - 10:00** in room Paris - Focus on chronic heart failure

**Monday 23 May, 08:30 - 10:00** in room Paris - Focus on trial updates, registries and meta-analyses

## What's new in Industry?

Industry representatives will present highlights of their programmes currently in development in heart failure research as well as products in the pipeline. Each presentation will be followed by a panel discussion. We encourage questions from the audience.

**Join us in room Athens on Monday 23 May from 16:30 - 18:00.**



## Heart Failure 2016 Highlights

Heart Failure specialists will present the key findings of the congress in their topic of expertise. Attend this session to get the overview and take-home messages from this year's congress.

## The Best Original Scientific Research!

The core of the congress is the presentation of original scientific research. The best clinical, basic and translational research has been selected for oral Rapid Fire sessions, Moderated Poster sessions, Poster sessions, and some will compete for the Young and Nursing Investigator Awards!

Following last year's success, we have renewed and enhanced the Clinical Case programme!

All of the abstract and case presentations are held in the Agora to encourage interaction!

## Rapid Fire Sessions

Fast-paced and interactive oral presentations on research highlights, followed by discussions animated by two experts chairing the session!

## Clinical Case Sessions

Sharing challenging clinical cases to learn and exchange!

Coordinated by the Heart failure specialists Of Tomorrow (HOT), the oral & poster sessions will open the discussion on clinical case management – take this opportunity to share your opinion!

**Don't miss the first Clinical Case Competition on Saturday 21 May at 11:00.**

## Award Sessions

The Young Investigator Award (YIA) session is a competition designed for presenters who are 35 or under. The Nursing Investigator Award (NIA) is a competition designed to recognize significant contributions from investigators in the field of cardiovascular nursing.

Finalists will present their research in oral sessions, moderated by two chairpersons and judged by a panel of experts who will determine a First Prize Winner and two Runner-Ups for each session.

- Nursing Investigator Award session: Sunday 22 May at 08:30
- Clinical Young Investigator Award session: Sunday 22 May at 11:00
- Basic Science Young Investigator Award session: Sunday 22 May at 14:15

**NEW this year:** a selection of Clinical Cases will compete for the Best Clinical Case Award during the Clinical Case Competition on Saturday 21 May at 11:00. Expert judges will appoint the winning case!

## Join us to congratulate this year's winners!

Winners will be announced during the Award Ceremony on Sunday 22 May at 16:00 on the HFA stand B10 located at the entrance of the exhibition.

## Moderated Poster Sessions

Presenters will highlight key points of their research and answer questions from two moderators in front of an audience during official coffee breaks.

## Poster Sessions

Presenters display their research highlights and interact with their peers during breaks.

On Tuesday 26 May, the poster viewing time has been reduced to half-day, the number of posters on display has been proportionally reduced in order to ensure maximum visibility for the presenters.

## Also in the Poster Area...

- Clinical Case Corner: selected presenters will display their cases in this dedicated zone in the Poster Area.
- Clinical Forum: selected presenters will display their Late Breaking Trials, Clinical Trials, Late Breaking Research for Clinical & Basic Science in this dedicated area.
- Basic Science: abstracts selected for poster presentations in this category have been grouped in order to facilitate interaction between basic scientists!

# PROGRAMME AT A GLANCE

## CardioPulmonary Resuscitation workshops

Resuscitate your life saving skills!

Learn the latest CPR guidelines with qualified ERC instructors.



Visit the stand to register for free!

### Saturday 21 May

- CPR-AED Refresher workshop:  
14:15 - 15:45
- Advanced CPR Skills workshop:  
16:00 - 17:30

### Sunday 22 and Monday 23 May

- CPR-AED Refresher workshop:  
08:30 - 10:00 and 14:15 - 15:45
- Advanced CPR Skills workshop:  
11:00 - 12:30 and 16:30 - 18:00



## Hands-On Tutorials

Organised by our industry partners, Hands-On Tutorials provide participants with an opportunity for practical, one-on-one learning experiences with leading experts in specific areas of expertise.

### Hands-On room 1 organised and sponsored by Orion Pharma

|                                                 |                                                                                                                                       |          |
|-------------------------------------------------|---------------------------------------------------------------------------------------------------------------------------------------|----------|
| Sunday 22 May<br>09:00 - 11:40<br>13:40 - 16:20 | <ul style="list-style-type: none"> <li>• Inodilators in advanced heart failure.</li> <li>• Inodilators and renal function.</li> </ul> | Page 85  |
| Monday 23 May<br>09:00 - 11:40<br>13:40 - 16:20 | <ul style="list-style-type: none"> <li>• Inodilators in repetitive doses.</li> <li>• Inotropes in acute heart failure.</li> </ul>     | Page 153 |

For more information, visit the Orion Pharma stand B20 in the Exhibition

### Hands-On room 2 organised and sponsored by Abbott Vascular

|                                                                                                                 |                                                                                                                                                                                                                                                                                                               |                                                                                           |
|-----------------------------------------------------------------------------------------------------------------|---------------------------------------------------------------------------------------------------------------------------------------------------------------------------------------------------------------------------------------------------------------------------------------------------------------|-------------------------------------------------------------------------------------------|
| Sunday 22 May<br>and Monday 23 May<br>08:30, 11:00, 14:00<br><br>09:30, 12:00, 15:00<br><br>10:00, 12:30, 15:30 | <ul style="list-style-type: none"> <li>• Treating mitral regurgitation in heart failure patient: from diagnosis to follow-up.</li> <li>• How to assess mitral valve and mitral regurgitation with transthoracic echocardiographic ultrasound.</li> <li>• Transcatheter mitral valve repair device.</li> </ul> | <p>Sunday Programme<br/>pages 86 and 87</p> <p>Monday Programme<br/>pages 154 and 155</p> |
|-----------------------------------------------------------------------------------------------------------------|---------------------------------------------------------------------------------------------------------------------------------------------------------------------------------------------------------------------------------------------------------------------------------------------------------------|-------------------------------------------------------------------------------------------|

For more information, visit the Abbott Vascular stand D80 in the Exhibition

### Hands-On room 3 organised and sponsored by HeartWare Inc.

|                                                                      |                                                                                                                                                                                                                                                                                     |         |
|----------------------------------------------------------------------|-------------------------------------------------------------------------------------------------------------------------------------------------------------------------------------------------------------------------------------------------------------------------------------|---------|
| Sunday 22 May<br>10:30 - 12:30<br><br>12:30 - 14:30<br>14:30 - 16:30 | <ul style="list-style-type: none"> <li>• Advanced heart failure and ventricular assist device therapy: the right patient. The right time. The right device.</li> <li>• Tools for real-time patient management.</li> <li>• Ventricular assist device technology workshop.</li> </ul> | Page 88 |
|----------------------------------------------------------------------|-------------------------------------------------------------------------------------------------------------------------------------------------------------------------------------------------------------------------------------------------------------------------------------|---------|

For more information, visit the HeartWare stand B70 in the Exhibition



# PROGRAMME AT A GLANCE

## SATURDAY 21 MAY 2016

08:30 - 10:00

- Novel heart failure therapies **PARIS**
- Acute heart failure: when the going gets tough **BERLIN**
- Cardiogenic shock: how can we improve prognosis? **ROME**
- Modelli di cura per lo scompenso: la sintesi fra appropriatezza e costo-efficacia **ATHENS**
- Novel drugs - how do they work? **AGORA**

11:00 - 12:30

- The new ESC Guidelines for the diagnosis and treatment of acute and chronic heart failure - Overview **LONDON**
- Devices in acute heart failure **BERLIN**
- How to manage acute right ventricular failure **ROME**
- La gestione ambulatoriale dello scompenso cardiaco **ATHENS**
- Stress-induced cardiomyopathy: the heart-brain connection **BARCELONA**

• **Clinical case competition** **AGORA**

12:45 - 13:45

- How to implement the new HFA/ESC guidelines on heart failure in clinical practice **PARIS**  
Organised by Charité Medical School Berlin
- Furosemide 2.0: furosemide for subcutaneous administration: a novel tool in the management of the pre and post acute heart failure patient **BERLIN**  
Sponsored by scPharmaceuticals
- Treating mitral regurgitation in heart failure patients: does transcatheter mitral valve repair improve living? **ROME**  
Sponsored by Abbott Vascular

12:45 - 13:45

- Diabetes & heart failure: evaluating novel strategies to address outcomes - Organised by the Physicians Academy for Cardiovascular Education (PACE) Foundation **ATHENS**  
Supported by an unrestricted educational grant from Boehringer Ingelheim

12:45 - 14:00

- Stepping up to improve outcomes in heart failure: the role and future of new versus current treatments **LONDON**  
Sponsored by Novartis Pharma AG

14:15 - 15:45

- Late Breaking Trials I: Focus on acute heart failure **LONDON**
- Individualising therapy in heart failure **PARIS**
- How to tackle congestion in heart failure **BERLIN**
- New developments and controversial issues in heart failure **ROME**  
Joint session with the Heart Failure Association of India and the CSI-Heart Failure Council
- Spotlight : insufficienza cardiaca avanzata **ATHENS**
- The cardiac response to cancer **BARCELONA**
- Rapid Fire 1 - Acute heart failure **AGORA**

16:00 - 17:30

- The new ESC Guidelines: Focus on acute heart failure **LONDON**
- Drugs in the pipeline for acute heart failure **PARIS**
- Does heart failure start with the kidney? **BERLIN**
- How to assess congestion in acute heart failure **ROME**
- Directions in HFpEF research - Organised by the Heart Failure Specialists of Tomorrow (HoT) **BARCELONA**
- Rapid Fire 2 - Imaging in chronic heart failure **AGORA**

17:45 - 19:00

- **Inaugural Session** **LONDON**

## SUNDAY 22 MAY 2016

08:30 - 10:00

- Challenges in the management of heart failure **LONDON**
- Late Breaking Trials II: focus on chronic heart failure **PARIS**
- Patient journey in acute heart failure **BERLIN**
- Implementation of heart failure guidelines in clinical practice **ATHENS**
- How to repair the failing heart **BARCELONA**

• **Nursing Investigator Award** **AGORA**

10:15 - 10:45

- Novel strategies for addressing diabetes & heart failure: evaluating cardiovascular outcomes - Organised by the Physicians Academy for Cardiovascular Education (PACE) Foundation **AGORA**  
Supported by an unrestricted educational grant from Boehringer Ingelheim

11:00 - 12:30

- The new ESC Guidelines: Focus on co-morbidities **LONDON**
- Cardio-oncology in heart failure service **PARIS**
- Organ dysfunction in acute heart failure **BERLIN**
- Controversies in cardiac re-synchronisation therapy **ROME**  
Joint Session with the European Heart Rhythm Association (EHRA)
- Old and new therapeutic targets **ATHENS**

11:00 - 12:30

- Post myocardial infarction: novel ways to prevent heart failure? **BARCELONA**

• **Young Investigator Award: Clinical** **AGORA**

12:45 - 13:45

- Targeting mitochondria to improve outcomes in heart failure - Organised by Charité Medical School Berlin, Supported by an unrestricted educational grant from Stealth Peptides **PARIS**
- Screening for sudden cardiac death in the newly diagnosed heart failure patient: the role of the Wearable Cardioverter Defibrillator **BARCELONA**  
Sponsored by ZOLL

12:45 - 14:00

- Optimizing current and integrating new treatments to improve outcomes in heart failure: practical insights - Sponsored by Novartis Pharma AG **LONDON**
- Iron deficiency matters in chronic heart failure **ROME**  
Sponsored by Vifor Pharma
- Latest developments in cardiac resynchronisation therapy - Sponsored by Medtronic **ATHENS**
- Targeting cardiac and non-cardiac comorbidities in heart failure - Sponsored by Bayer **BERLIN**

# PROGRAMME AT A GLANCE

## SUNDAY 22 MAY 2016 (continued)

14:15 - 15:45

- Management of atrial fibrillation in heart failure **LONDON**
- European Heart Journal - European Journal of Heart Failure - ESC - HF: the year's best papers on heart failure **PARIS**
- What heart failure specialists can learn from trials in other disease areas **BERLIN**
- Need for global alliance against heart failure **ROME**
- **Joint session with Global Heart Failure Awareness Programme**
- Imaging technique in the decision making of heart failure **ATHENS**

• Young Investigator Award: Basic and Translational Science **AGORA**

15:50 - 16:20

- Ask the experts: your questions on optimizing heart failure management and the future of new treatments answered - Sponsored by Novartis Pharma AG **AGORA**

16:00 - 16:30

- Award Ceremony **HFA STAND**

16:30 - 18:00

- What a busy clinician needs to know about LCZ696 for heart failure **LONDON**
- Challenging clinical scenarios in heart failure **PARIS**
- How to use inotropes in cardiogenic shock **BERLIN**
- A global view on the new heart failure guidelines: crossing the great divide **ROME**
- **Joint session with the Heart Failure Society of America and the Japanese Heart Failure Society**
- Tele-medical management and remote care in heart failure **ATHENS**
- How vessels contribute to heart failure **BARCELONA**
- Clinical Case 2: What a mass! Cases of cardiac masses and other structural abnormalities **AGORA**

18:15 - 19:45

- Optimizing heart failure care: if not now, when? Sponsored by **SERVIER** **PARIS**
- Oral anticoagulation in patients with heart failure: today and tomorrow - Sponsored by **Bayer** **BERLIN**

## MONDAY 23 MAY 2016

08:30 - 10:00

- Late Breaking Trials III: focus on trial updates, registries and meta-analyses **PARIS**
- Advanced heart failure therapies as a bridge to transplantation **BERLIN**
- What a clinician should know about heart failure with preserved ejection fraction **ROME**
- Tips and tricks – how could echocardiography help to survive an ICU shift? **ATHENS**
- **Joint session with the HoT, EACVI and HIT**
- Forever young! Or how to age without heart failure **BARCELONA**
- Rapid Fire 3 - Chronic heart failure management **AGORA**

10:05 - 10:55

- HFA General Assembly **ATHENS**

10:15 - 10:45

- Iron deficiency in heart failure. Guidelines: implementation in clinical practice Sponsored by **Vifor Pharma** **AGORA**

11:00 - 12:30

- The new ESC Guidelines: Focus on arrhythmias and devices **LONDON**
- Biomarkers in heart failure: what's new? **BERLIN**
- Mitral and Tricuspid valvular interventions in heart failure **ROME**
- Cardiomyopathies: what are the mechanisms? Clinical Case 3: Heart (under) attack: cardiac involvement in systemic diseases **BARCELONA** **AGORA**

12:45 - 13:45

- How to care for patients with tricuspid insufficiency Organised by **Charité Medical School Berlin** **PARIS**
- Supported by an unrestricted educational grant from **Mitralign**
- Hyperkalaemia: are your patients missing out? Sponsored by **Vifor Pharma** **BERLIN**

12:45 - 14:00

- Optimizing RAAS inhibition in heart failure: novel treatment considerations for the management of hyperkalemia Organised by the **Physicians Academy for Cardiovascular Education (PACE) Foundation** **ROME**
- Supported by an unrestricted educational grant from **AstraZeneca**
- Surrounding heart failure: a multidisciplinary approach? Sponsored by **St Jude Medical** **ATHENS**

14:15 - 15:45

- Revascularisation strategies in ischemic heart failure **LONDON**
- Devices at crossroads **PARIS**
- Sleep breathing disorders in heart failure **BERLIN**
- Imaging and biomarkers in heart failure: what does the future hold? **ROME**
- Exercise training: for whom, when and how? **ATHENS**
- Cardiac challenges during pregnancy **BARCELONA**
- Rapid Fire 4 - Devices **AGORA**

15:50 - 16:20

- Implications of novel treatment strategies for the management of hyperkalemia in heart failure Organised by the **Physicians Academy for Cardiovascular Education (PACE) Foundation** **AGORA**
- Supported by an unrestricted educational grant from **AstraZeneca**

# PROGRAMME AT A GLANCE

## MONDAY 23 MAY 2016 (continued)

|                                                                                                                                                                                                                                                                                                                   |                                                                  |                                                                                                                                                                                                                                                           |        |
|-------------------------------------------------------------------------------------------------------------------------------------------------------------------------------------------------------------------------------------------------------------------------------------------------------------------|------------------------------------------------------------------|-----------------------------------------------------------------------------------------------------------------------------------------------------------------------------------------------------------------------------------------------------------|--------|
| <p>16:30 - 18:00</p> <ul style="list-style-type: none"> <li>• Myocarditis: update 2016</li> <li>• Drug therapy in the patient with comorbidities</li> <li>• ICD therapy in heart failure</li> <li>• A tribute to Henry Krum</li> <li>• What's new in Industry?</li> <li>• Rapid Fire 5 - Comorbidities</li> </ul> | <p>LONDON<br/>PARIS<br/>BERLIN<br/>ROME<br/>ATHENS<br/>AGORA</p> | <p>18:15 - 19:15</p> <ul style="list-style-type: none"> <li>• Present and future of device therapy in heart failure</li> </ul> <p>Organised by Charité Medical School Berlin<br/>Supported by an unrestricted educational grant from Impulse Dynamics</p> | BERLIN |
|-------------------------------------------------------------------------------------------------------------------------------------------------------------------------------------------------------------------------------------------------------------------------------------------------------------------|------------------------------------------------------------------|-----------------------------------------------------------------------------------------------------------------------------------------------------------------------------------------------------------------------------------------------------------|--------|

## TUESDAY 24 MAY 2016

|                                                                                                                                                                                                                                                                                                                    |                                             |                                                                                                                                                    |       |
|--------------------------------------------------------------------------------------------------------------------------------------------------------------------------------------------------------------------------------------------------------------------------------------------------------------------|---------------------------------------------|----------------------------------------------------------------------------------------------------------------------------------------------------|-------|
| <p>08:30 - 10:00</p> <ul style="list-style-type: none"> <li>• The new ESC Guidelines: Focus on chronic heart failure</li> <li>• How to manage VAD complications</li> <li>• Heart transplantation in 2016</li> <li>• Myocardial protection and regeneration: can we change the balance in heart failure?</li> </ul> | <p>PARIS<br/>BERLIN<br/>ROME<br/>ATHENS</p> | <p>10:05 - 11:35</p> <ul style="list-style-type: none"> <li>• The new European Guidelines on CVD Prevention 2016. Be the first to know!</li> </ul> | PARIS |
|                                                                                                                                                                                                                                                                                                                    |                                             | <p>11:40 - 13:10</p> <p>Heart Failure 2016 Highlights</p>                                                                                          | PARIS |

## POSTER SESSIONS

### Clinical Forum

Saturday - Sunday: P 81-82

Monday - Tuesday: P 220-221

### SATURDAY POSTER SESSIONS AT THE POSTER AREA

|                                                                                                      |               |                |
|------------------------------------------------------------------------------------------------------|---------------|----------------|
| Poster session 1                                                                                     | 08:30 - 17:30 | Pages 48 to 82 |
| Moderated Poster session 1: <i>Acute Heart Failure</i>                                               | 10:00 - 11:00 | Page 26        |
| Clinical Case Corner 1:<br><i>Heart failure untold: the cutting edge of heart failure management</i> | 10:00 - 11:00 | Page 27        |

### SUNDAY POSTER SESSIONS AT THE POSTER AREA

|                                                                                                   |               |                  |
|---------------------------------------------------------------------------------------------------|---------------|------------------|
| Poster session 2                                                                                  | 08:30 - 18:00 | Pages 120 to 150 |
| Moderated Poster session 2: <i>Cardiomyopathy</i>                                                 | 10:00 - 11:00 | Page 93          |
| Clinical Case Corner 2: <i>Catch me, if you can: cases of very fast (or slow) heart - Part I</i>  | 10:00 - 11:00 | Page 94          |
| Moderated Poster session 3: <i>Top news on Biomarkers</i>                                         | 15:45 - 16:30 | Page 109         |
| Clinical Case Corner 3: <i>Catch me, if you can: cases of very fast (or slow) heart - Part II</i> | 15:45 - 16:30 | Page 110         |

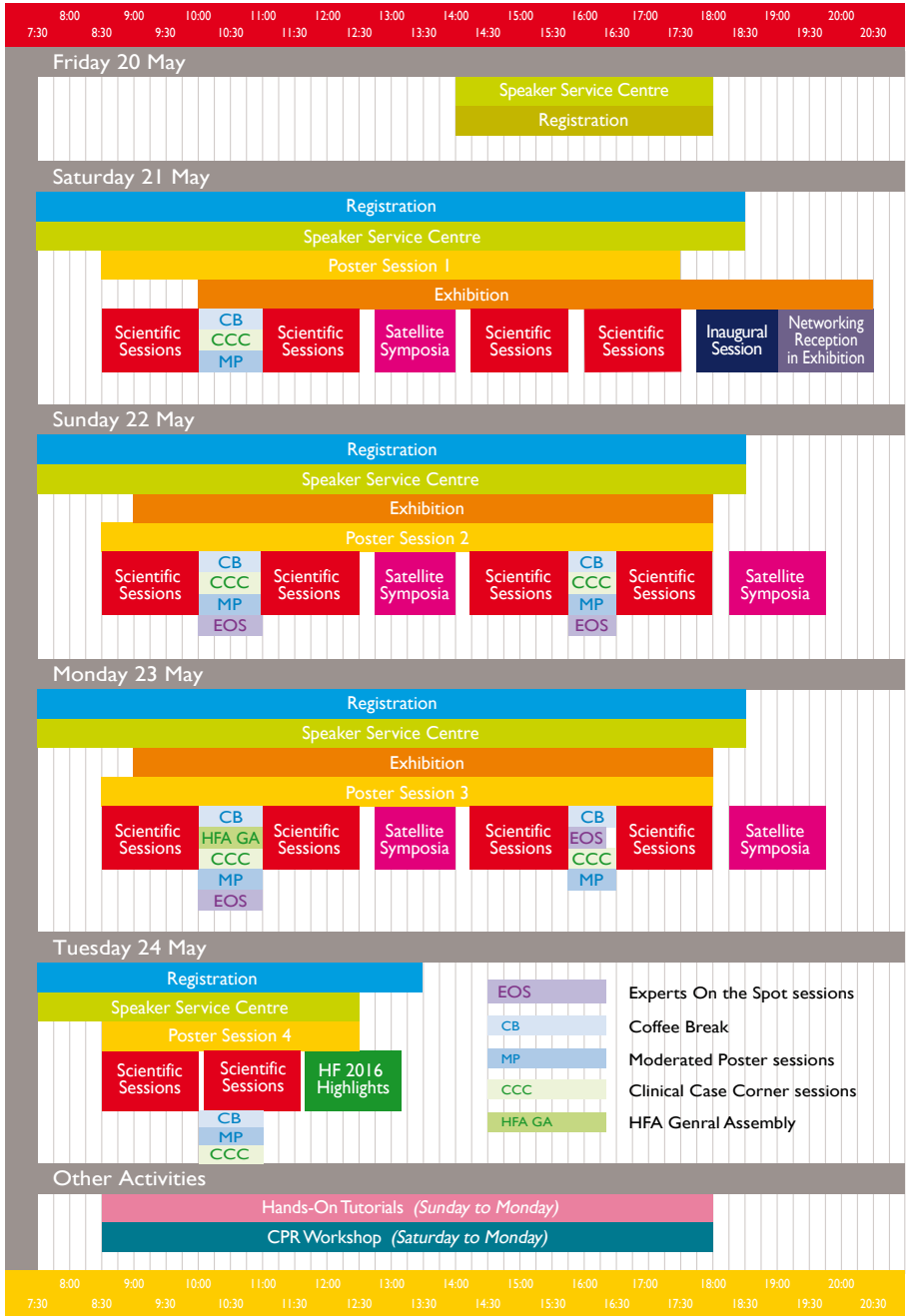
### MONDAY POSTER SESSIONS AT THE POSTER AREA

|                                                                                                                  |               |                  |
|------------------------------------------------------------------------------------------------------------------|---------------|------------------|
| Poster session 3                                                                                                 | 08:30 - 18:00 | Pages 186 to 221 |
| Moderated Poster session 4: <i>Basic Science</i>                                                                 | 10:00 - 11:00 | Page 161         |
| Clinical Case Corner 4:<br><i>When the heart is burning: cases of inflammatory cardiac involvement - Part I</i>  | 10:00 - 11:00 | Page 162         |
| Moderated Poster session 5: <i>Population studies</i>                                                            | 15:45 - 16:30 | Page 176         |
| Clinical Case Corner 5:<br><i>When the heart is burning: cases of inflammatory cardiac involvement - Part II</i> | 15:45 - 16:30 | Page 177         |

### TUESDAY POSTER SESSIONS AT THE POSTER AREA

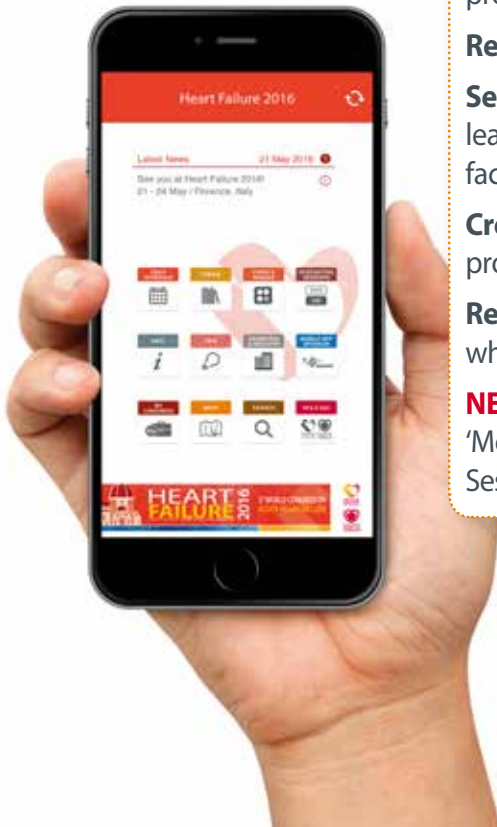
|                                                                            |               |                  |
|----------------------------------------------------------------------------|---------------|------------------|
| Poster session 4                                                           | 08:30 - 12:30 | Pages 232 to 253 |
| Moderated Poster session 6: <i>Comorbidities</i>                           | 10:00 - 11:00 | Page 227         |
| Clinical Case Corner 6: <i>Friendly fire: the heart deals with cancers</i> | 10:00 - 11:00 | Page 228         |

# CONGRESS TIMETABLE



# Download the Heart Failure 2016 Mobile App

The congress at your fingertips!



**View** the entire scientific programme

**Receive** frequent updates

**Search** for the key opinion leaders, international experts, faculty members

**Create** your personal programme

**Receive** latest news about what's on!

**NEW! Easy access** to 'Mobile App Interactive Sessions' from the home page!



Search for  
'Heart Failure 2016'  
in App Store®/Google Play



Heart Failure 2016 Mobile App is supported by SERVIER in the form of an unrestricted educational grant.



HEART FAILURE ASSOCIATION OF THE ESC  
Working together for the future of heart failure

## Ready for an enhanced eLearning experience?

### Continuing medical education accredited by EBAC

- 20 available modules
- 1 module completed = 2 CME credits
- State of the art presentations
- Based on Heart Failure Curriculum and Guidelines
- Content written by internationally renowned experts
- Case studies
- 3D animations



### Exclusively for HFA Silver, Gold and Fellow Members!

**APPLY FOR MEMBERSHIP**  
[www.escardio.org/HFA-membership](http://www.escardio.org/HFA-membership)



The HFA eLearning programme is supported by **Abbott Vascular, SERVIER, Thoratec Europe Limited, Pfizer Limited, Vifor Pharma, Edwards Lifesciences** in the form of an unrestricted educational grant.

ESC eLEARNING PLATFORM

[www.learn.escardio.org/heart-failure](http://www.learn.escardio.org/heart-failure)





# SATURDAY SESSIONS

Morning ..... Page 23 to 31

Lunchtime ..... Page 32 to 35

Afternoon ..... Page 36 to 46







08:30 - 10:00 Symposium

**PARIS**

## Novel heart failure therapies

Chairpersons: S. Agewall (Oslo, NO); K. Swedberg (Goteborg, SE)

### New and emerging therapies

#### World Congress on Acute Heart Failure

|       |                                                               |   |
|-------|---------------------------------------------------------------|---|
| 08:30 | <b>Potassium lowering drugs.</b><br>B. Pitt (Ann Arbor, US)   | 1 |
| 08:52 | <b>Vasodilators.</b><br>M. Metra (Brescia, IT)                | 2 |
| 09:15 | <b>Inotropes.</b><br>J.T. Parissis (Athens, GR)               | 3 |
| 09:37 | <b>Drugs on the horizon.</b><br>J.J.V. McMurray (Glasgow, GB) | 4 |

08:30 - 10:00 HFA Focus session

**BERLIN**

## Acute heart failure: when the going gets tough

Chairpersons: A. Mebazaa (Paris, FR); M. Gheorghiade (Chicago, US)



### Mobile App Interactive Session

#### World Congress on Acute Heart Failure

|       |                                                                             |   |
|-------|-----------------------------------------------------------------------------|---|
| 08:30 | <b>Acute coronary syndrome with arrhythmia.</b><br>C.E. Mueller (Basel, CH) | 5 |
| 09:00 | <b>Sepsis.</b><br>A. Rudiger (Zurich, CH)                                   | 6 |
| 09:30 | <b>Post resuscitation.</b><br>M.B. Yilmaz (Sivas, TR)                       | 7 |

08:30 - 10:00 Symposium

ROME

**Cardiogenic shock: how can we improve prognosis?**

Chairpersons: M. Tubaro (Rome, IT); To be announced

**World Congress on Acute Heart Failure**

|       |                                                                                |    |
|-------|--------------------------------------------------------------------------------|----|
| 08:30 | <b>Epidemiology - Risk prediction.</b><br>V.P. Harjola (Helsinki, FI)          | 8  |
| 08:52 | <b>Pharmacological management.</b><br>L.H. Lund (Stockholm, SE)                | 9  |
| 09:15 | <b>Revascularisation strategies.</b><br>S. Windecker (Bern, CH)                | 10 |
| 09:37 | <b>Mechanical circulatory support in 2016.</b><br>P. Mather (Philadelphia, US) | 11 |

08:30 - 10:00 Symposium

ATHENS

**Modelli di cura per lo scompenso: la sintesi fra appropriatezza e costo-efficacia**

Chairpersons: A. Di Lenarda (Trieste, IT); G.F. Gensini (Florence, IT)

**Local language session****Local Track**

|       |                                                                                                                                                                                   |    |
|-------|-----------------------------------------------------------------------------------------------------------------------------------------------------------------------------------|----|
| 08:30 | <b>Modelli di cura a gestione cardiologica in ospedale e nel territorio.</b><br>G. Di Tano (Cremona, IT)                                                                          | 12 |
| 08:52 | <b>Modelli di cura a gestione internistica per il paziente ospedalizzato.</b><br>G.A. Vescovo (Padua, IT)                                                                         | 13 |
| 09:15 | <b>Le nuove modalità organizzative della medicina generale potranno migliorare la gestione del paziente ambulatoriale con scompenso cardiaco?</b><br>W. Marrocco (Palestrina, IT) | 14 |
| 09:37 | <b>Il ruolo complementare dell'intervento infermieristico nell'assistenza al paziente con scompenso cardiaco.</b><br>D. Radini (Trieste, IT)                                      | 15 |

08:30 - 10:00 Abstract Session

AGORA

**Novel drugs - how do they work?**

Chairpersons: J.L. Balligand (Brussels, BE); R. Hamdan (Beirut, LB)

- |       |                                                                                                                                                                                                                                                                                                                       |    |
|-------|-----------------------------------------------------------------------------------------------------------------------------------------------------------------------------------------------------------------------------------------------------------------------------------------------------------------------|----|
| 08:30 | <b>Novel drugs in heart failure: what's on the horizon?</b><br>C. Maack (Homburg/Saar, DE)                                                                                                                                                                                                                            | 16 |
| 09:15 | <b>Effects of serelaxin on a systolic cardiac dysfunction induced by isoproterenol in mice with increased cardiac aldosterone</b><br>G. Billebeau, M. Prud'homme, M. Sadoune, E. Polidano, R. Merval, J.L. Samuel, C. Delcayre, A. Cohen-Solal (Paris, FR)                                                            | 17 |
| 08:45 | <b>Why treatment with natriuretic peptide analogs failed to fulfill our expectations? - receptor expression and function in a failing heart.</b><br>K. Kodziszewska, P. Leszek, B. Sochanowicz, K. Brzoska, W. Piotrowski, T. Zielinski (Warsaw, PL)                                                                  | 18 |
| 09:00 | <b>ORM-3819 promotes cardiac contractility on a dual mechanism of action: troponin-C dependent calcium sensitization is supported by selective PDE III inhibition</b><br>L. Nagy, B. Bodi, P. Pollesello, A. Vegh, T. Sorsa, J. Levijoki, A. Toth, I. Edes, J.G.Y. Papp, Z. Papp (Debrecen and Szeged, HU; Espoo, FI) | 19 |
| 09:30 | <b>Vepoloxamer (purified poloxamer-188) improves LV function, limits cardiomyocyte calcium overload and restores integrity of calcium cycling proteins in myocardium of dogs with advanced heart failure</b><br>H.N. Sabbah, V. Gupta, V. Gupta, M. Emanuele (Detroit and San Diego, US)                              | 20 |
| 09:45 | <b>Targeting HDACs in heart failure</b><br>J. Backs (Heidelberg, DE)                                                                                                                                                                                                                                                  | 21 |

**Moderated Poster Session I - Acute Heart Failure**

Chairpersons: J. Celutkienė (Vilnius, LT); R. Hullin (Lausanne, CH)

- 10:00 **Hypochloraemia during hospitalization for acute heart failure is strongly associated with poor decongestion and mortality** 22  
J.M. Ter Maaten, K. Damman, M.M. Givertz, M. Metra, J.G. Cleland, D.M. Bloomfield, P. Ponikowski, D.J. Van Veldhuisen, J.M. Testani, A.A. Voors (Groningen, NL; Boston, Rahway and New Haven, US; Brescia, IT; London, GB; Wroclaw, PL)
- 10:12 **Red cell distribution width (RDW) predicts long term prognosis in patients hospitalized with acute heart failure: the RDW in Acute Heart Failure (REAHF) study.** 24  
E. Testa, R. Melchior, G. Rinaldi, S. Leccardi, A. Silvestri, C. Serraino, C. Bracco, L. Spadafora, A. Giraud, L.M. Fenoglio (Cuneo and Turin, IT)
- 10:18 **Admission and discharge prognostic value of Galectin-3 and its relationship with echocardiographic parameters in patients hospitalized for acute heart failure** 25  
B. De Berardinis, S. Santarelli, V. Russo, C. Bongiovanni, L. Magrini, G. Salerno, R. Marino, P. Cardelli, S. Di Somma (Rome, IT)
- 10:24 **Acute decompensated heart failure syndrome in patients with myocardial infarction as the predictor of the development of multiple organ dysfunction syndrome** 26  
M.V. Krestyaninov, A.Y.U. Yevstigneeva, V.A. Razin (Ulyanovsk, RU)
- 10:30 **Five years monitoring of pulmonary congestion in chronic heart failure patients in outpatient clinic. Randomized controlled trial (IMPEDANCE-HF).** 27  
M. Shochat, A. Shotan, M. Kazatsker, I. Kleiner, J. Weinstein, I. Dahan, D. Blondheim, S. Meisel (Hadera and Beer Sheva, IL)
- 10:36 **Management of heart failure in the real-world: does the setting make the difference? Findings from the ARNO administrative database.** 28  
F. Orso, E. Rossi, S. Calabria, E. Cinconze, S. Baldasseroni, N. Martini, A.P. Maggioni (Casalecchio di Reno, Bologna, Rome and Florence, IT)
- 10:42 **Risk assessment of re-hospitalizations for heart failure during 30 days after discharge for heart failure in randomized controlled IMPEDANCE-HF trial** 29  
M. Shochat, A. Shotan, I. Kleiner, I. Dahan, J. Weinstein, D. Blondheim, S. Meisel (Hadera and Beer Sheva, IL)

10:00 - 11:00 Moderated Poster

POSTER AREA

**Clinical Case Corner I: Heart failure untold: the cutting edge of heart failure management**

Chairpersons: S.P. Welch (London, GB); C. Tschoepe (Berlin, DE)

|       |                                                                                                                                                                                |    |
|-------|--------------------------------------------------------------------------------------------------------------------------------------------------------------------------------|----|
| 10:00 | <b>Dynamic transcatheter mitral valve repair: first in man experience with a novel concept to treat patients with severe heart failure and functional mitral regurgitation</b> | 30 |
|       | M. Silaschi (London, GB)                                                                                                                                                       |    |
| 10:03 | <b>Avoiding heart failure admission - high dose bolus IV Furosemide &amp; CKD stage 4/5</b>                                                                                    | 31 |
|       | J. Hunt (Hove, GB)                                                                                                                                                             |    |
| 10:07 | <b>Gene expression profiling to identify giant cell myocarditis in a patient with clinical suspicion but no histological evidence of the disease</b>                           | 32 |
|       | F.M. Fruhwald (Graz, AT)                                                                                                                                                       |    |
| 10:11 | <b>Life-saving role of ECMO in aggressive multidisciplinary treatment strategy for catastrophic antiphospholipid syndrome</b>                                                  | 33 |
|       | F. Bevilacqua (Rome, IT)                                                                                                                                                       |    |
| 10:15 | <b>Hemodynamics and cerebral oximetry in a case of severe heart failure based on amyloidosis</b>                                                                               | 34 |
|       | H.H. Holm (Lund, SE)                                                                                                                                                           |    |
| 10:18 | <b>Total circulatory support using isolated left ventricular assist device in a patient with acquired Fontan physiology</b>                                                    | 35 |
|       | J.G. Duero Posada (Toronto, CA)                                                                                                                                                |    |
| 10:22 | <b>Untreatable amyloidosis? Definitive therapy with double transplantation.</b>                                                                                                | 36 |
|       | Z. Tarjanyi (Budapest, HU)                                                                                                                                                     |    |
| 10:26 | <b>An unusual approach in a patient with pacemaker lead-related tricuspid regurgitation</b>                                                                                    | 37 |
|       | C.M. Angelescu (Vilcea, RO)                                                                                                                                                    |    |
| 10:30 | <b>Therapeutics alternatives in failing Fontan</b>                                                                                                                             | 38 |
|       | S. Prado Diaz (Madrid, ES)                                                                                                                                                     |    |
| 10:33 | <b>Renal sympathetic denervation for electrical storm as polymorphic ventricular tachycardia in dilated cardiomyopathy</b>                                                     | 39 |
|       | D. Losik (Novosibirsk, RU)                                                                                                                                                     |    |
| 10:37 | <b>Best management of aortic root thrombus in LVAD patients?</b>                                                                                                               | 40 |
|       | C. Radu (Creteil, FR)                                                                                                                                                          |    |
| 10:41 | <b>Managing patients with advanced heart failure: the importance of the heart team in a case of severe functional mitral regurgitation</b>                                     | 41 |
|       | A. Fontana (Monza, IT)                                                                                                                                                         |    |
| 10:45 | <b>Unconventional cannulation strategy in peripheral ECMO to prevent differential hypoxia</b>                                                                                  | 42 |
|       | F. Bevilacqua (Rome, IT)                                                                                                                                                       |    |
| 10:48 | <b>A case of severe functional mitral regurgitation in patient with left ventricular non-compaction treated by mitral repair using minimally invasive approach</b>             | 43 |
|       | Y.H. Park (Yangsan, KR)                                                                                                                                                        |    |

10:00 - 11:00 Moderated Poster

POSTER AREA

**Clinical Case Corner 1: Heart failure untold: the cutting edge of heart failure management** (continued)

- |       |                                                                      |    |
|-------|----------------------------------------------------------------------|----|
| 10:52 | <b>Percutaneous LVAD for high risk angioplasty. Why use support?</b> | 44 |
|       | I. Wojtkowska (Warsaw, PL)                                           |    |
| 10:56 | <b>Crossing all bridges after acute myocardial infarction</b>        | 45 |
|       | E. Zatarain (Madrid, ES)                                             |    |

11:00 - 12:30 Main Session

**LONDON**

## The new ESC Guidelines for the diagnosis and treatment of acute and chronic heart failure - Overview

ESC Clinical Practice Guidelines

11:00 - 12:30 Symposium

**BERLIN**

## Devices in acute heart failure

Chairpersons: J. Boletis (Athens, GR); G. Hasenfuss (Gottingen, DE)

### World Congress on Acute Heart Failure

|       |                                                                     |    |
|-------|---------------------------------------------------------------------|----|
| 11:00 | <b>Invasive monitoring.</b><br>A. Sionis (Barcelona, ES)            | 52 |
| 11:22 | <b>Renal replacement therapy.</b><br>M.R. Costanzo (Naperville, US) | 53 |
| 11:45 | <b>ECMO.</b><br>A. Combes (Paris, FR)                               | 54 |
| 12:07 | <b>Percutaneous assist devices.</b><br>J. Bauersachs (Hannover, DE) | 55 |

11:00 - 12:30 Symposium

ROME

**How to manage acute right ventricular failure**

Chairpersons: A. Leite-Moreira (Porto, PT); C. Maack (Homburg/Saar, DE)

**World Congress on Acute Heart Failure**

|       |                                                                                        |    |
|-------|----------------------------------------------------------------------------------------|----|
| 11:00 | <b>Clinical assessment and initial therapy.</b><br>A.L. Clark (Kingston-Upon-Hull, GB) | 56 |
| 11:22 | <b>Echocardiography and other imaging techniques.</b><br>J. Celutkienė (Vilnius, LT)   | 57 |
| 11:45 | <b>Volume optimisation and vasoactives.</b><br>A. Mebazaa (Paris, FR)                  | 58 |
| 12:07 | <b>Common mistakes!</b><br>S.V. Konstantinides (Mainz, DE)                             | 59 |

11:00 - 12:30 Symposium

ATHENS

**La gestione ambulatoriale dello scompenso cardiaco**

Chairpersons: C. Indolfi (Catanzaro, IT); M.M. Gulizia (Catania, IT)

**Local language session****Local Track**

|       |                                                                                                                           |    |
|-------|---------------------------------------------------------------------------------------------------------------------------|----|
| 11:00 | <b>La Storia dello scompenso cardiaco in Italia</b><br>L. Tavazzi (Cotignola, IT)                                         | 60 |
| 11:22 | <b>Cosa ci dicono i dati italiani dall'osservatorio europeo della Medicina Generale?</b><br>V. Boscherini (Impruneta, IT) | 61 |
| 11:45 | <b>La gestione ambulatoriale per dello scompenso cardiaco</b><br>N. Aspromonte (Rome, IT)                                 | 62 |
| 12:07 | <b>Qualità nelle cure per lo scompenso cardiaco.</b><br>M. Milli (Florence, IT)                                           | 63 |



11:00 - 12:30 Symposium

**BARCELONA**

## Stress-induced cardiomyopathy: the heart-brain connection

Chairpersons: D. Hilfiker-Kleiner (Hannover, DE); S. Heymans (Maastricht, NL)

### Basic Science - Translational

|       |                                                                                          |    |
|-------|------------------------------------------------------------------------------------------|----|
| 11:00 | <b>Takotsubo cardiomyopathy.</b><br>J.R. Ghadri (Zurich, CH)                             | 64 |
| 11:22 | <b>Mechanisms of Takotsubo.</b><br>A.R. Lyon (London, GB)                                | 65 |
| 11:45 | <b>Heart dysfunction triggered by severe exertion.</b><br>O. Cazorla (Montpellier, FR)   | 66 |
| 12:07 | <b>Myocardial changes following acute severe stress.</b><br>E. Omerovic (Gothenburg, SE) | 67 |

11:00 - 12:30 Clinical Cases

**AGORA**

## Clinical case competition

Chairpersons: P. Seferovic (Belgrade, RS); To be announced

Judges: B. Pieske (Berlin, DE); T.A. McDonagh (London, GB); M. Packer (Dallas, US);  
M.S. Nieminen (Helsinki, FI); To be announced

*The best performing cases will be presented in this session. The winner selected by the expert judges will be announced during the Award Ceremony.*

|       |                                                                                                                                                                                                         |    |
|-------|---------------------------------------------------------------------------------------------------------------------------------------------------------------------------------------------------------|----|
| 11:00 | <b>Supporting the right heart in pulmonary oedema post-LVAD implant</b><br>H.S. Lim (Worcestershire, GB)                                                                                                | 68 |
| 11:22 | <b>Transseptal implantation of a balloon-expandable transcatheter heart valve in a native mitral annulus for treatment of radiation-induced valvulopathy</b><br>F. Praz (Bern, CH)                      | 69 |
| 11:45 | <b>Constrictive pericarditis with large multiloculated pericardial effusion as a tuberculosis and HIV co-infection presentation: the role of multimodality imaging</b><br>A.I. Azevedo (Matosinhos, PT) | 70 |
| 12:07 | <b>Aorta right atrial tunnel: do always need surgical correction?</b><br>S.K. Lee (Seoul, KR)                                                                                                           | 71 |

12:45 - 14:00 Satellite Symposium

LONDON

**Stepping up to improve outcomes in heart failure: the role and future of new versus current treatments**

Sponsored by Novartis Pharma AG

Chairpersons: A.P. Maggioni (Milan, IT); J.J.V. McMurray (Glasgow, GB)

*The learning objectives are as follows:*

- *To highlight the significant burden that heart failure has on patients, caregivers, society, and healthcare systems.*
- *To understand the unmet needs despite current treatments.*
- *To appreciate the urgency of treatment initiation and optimization so that risk of sudden death and/or worsening of what may appear to be stable patients are minimized.*
- *To understand how patients may benefit from the integration of, or switching to, new evidence-based treatments.*

|       |                                                                                                                                         |    |
|-------|-----------------------------------------------------------------------------------------------------------------------------------------|----|
| 12:45 | <b>Welcome and introduction.</b><br>A.P. Maggioni (Milan, IT); J.J.V. McMurray (Glasgow, GB)                                            | 72 |
| 12:55 | <b>Unmet needs in the treatment of heart failure: clinical and real-world evidence.</b><br>M.R. Cowie (London, GB)                      | 73 |
| 13:25 | <b>Improving heart failure outcomes: what is the role and future of new versus current treatments?</b><br>J.J.V. McMurray (Glasgow, GB) | 74 |
| 13:55 | <b>Summary of key learning points and close.</b><br>A.P. Maggioni (Milan, IT)                                                           | 75 |

12:45 - 13:45 Satellite Symposium

PARIS

## How to implement the new HFA/ESC guidelines on heart failure in clinical practice

Organised by Charité Medical School Berlin

Chairpersons: G.S. Filippatos (Athens, GR); G.M.C. Rosano (London, GB)

*The learning objectives are as follow:*

- To review the latest recommendations developed by the Heart Failure Association of the European Society of Cardiology for the management of patients with heart failure.
- To understand how to implement these guidelines in clinical practice.
- To review the specific challenges in symptomatic patients and patients with multiple comorbidities.
- To understand the implementation of new therapeutic objectives such as heart rate control and cardiac metabolism.

|       |                                                                                                         |    |
|-------|---------------------------------------------------------------------------------------------------------|----|
| 12:45 | <b>What is new in the therapeutic algorithm.</b>                                                        | 76 |
|       | P. Ponikowski (Wroclaw, PL)                                                                             |    |
| 13:00 | <b>New devices and drugs to improve symptoms in heart failure.</b>                                      | 77 |
|       | C. Maack (Homburg/Saar, DE)                                                                             |    |
| 13:15 | <b>Guidelines implementation in patients with co-morbidities.</b>                                       | 78 |
|       | A.J.S. Coats (Coventry, GB)                                                                             |    |
| 13:30 | <b>How should we approach heart rate control and cardiac metabolism in patients with heart failure.</b> | 79 |
|       | Y.M. Lopatin (Volgograd, RU)                                                                            |    |

12:45 - 13:45 Satellite Symposium

BERLIN

## Furosemide 2.0: furosemide for subcutaneous administration: a novel tool in the management of the pre and post acute heart failure patient

Sponsored by scPharmaceuticals

Chairpersons: B. Pitt (Ann Arbor, US); M. Metra (Brescia, IT)

*The objective of this session is to introduce a new furosemide formulation for subcutaneous administration.*

|       |                                                                                                                |    |
|-------|----------------------------------------------------------------------------------------------------------------|----|
| 12:45 | <b>Furosemide 2.0: a novel formulation of furosemide for subcutaneous administration.</b>                      | 80 |
|       | B. Pitt (Ann Arbor, US)                                                                                        |    |
| 13:00 | <b>Pharmacokinetics of furosemide following subcutaneous administration of a novel injectable formulation.</b> | 81 |
|       | R.A. De Boer (Groningen, NL)                                                                                   |    |
| 13:15 | <b>Initial clinical experience with subcutaneous furosemide in patients with fluid overload.</b>               | 82 |
|       | S. Russell (Baltimore, US)                                                                                     |    |
| 13:30 | <b>Rationale for and design of the SUBQ-HF clinical study.</b>                                                 | 83 |
|       | G.M. Felker (Durham, US)                                                                                       |    |

12:45 - 13:45 Satellite Symposium

ROME

### **Treating mitral regurgitation in heart failure patients: does transcatheter mitral valve repair improve living?**

Sponsored by **Abbott Vascular**

Chairpersons: F. Ruschitzka (Zurich, CH); O. Alfieri (Brescia, IT)

*The learning objectives are as follow:*

*To understand how mitral regurgitation impacts heart failure patients, and how to get the full value of transcatheter mitral valve repair therapy for the patients thanks to the multidisciplinary approach.*

|       |                                                                                                                                                        |    |
|-------|--------------------------------------------------------------------------------------------------------------------------------------------------------|----|
| 12:45 | <b>Introduction.</b><br>F. Ruschitzka (Zurich, CH)                                                                                                     | 84 |
| 12:50 | <b>Why should we treat mitral regurgitation?</b><br>M. Senni (Bergamo, IT)                                                                             | 85 |
| 13:02 | <b>Functional mitral regurgitation patients: when to treat them with transcatheter mitral valve repair?</b><br>O. Alfieri (Brescia, IT)                | 86 |
| 13:15 | <b>More than 30000 patients treated with transcatheter mitral valve repair, can we talk about survival benefit?</b><br>R.S. Von Bardeleben (Mainz, DE) | 87 |
| 13:27 | <b>Functional mitral regurgitation patients: how transcatheter mitral valve repair improve their quality of life?</b><br>J.N. Trochu (Nantes, FR)      | 88 |
| 13:40 | <b>Take home message.</b><br>F. Ruschitzka (Zurich, CH)                                                                                                | 89 |

12:45 - 13:45 EBAC Accredited Educational Programme

ATHENS

**Diabetes & heart failure: evaluating novel strategies to address outcomes****Organised by the Physicians Academy for Cardiovascular Education (PACE) Foundation****Course Director: Prof Adriaan A Voors****Supported by an unrestricted educational grant from Boehringer Ingelheim**

Chairpersons: S.D. Anker (Gottingen, DE); A.A. Voors (Groningen, NL)

*The learning objectives are as follow:*

- To emphasize heart failure as a disease in which innovation is ongoing, yielding several new agents that are soon likely to change clinical practice.
- To explore mechanisms and common pathways underlying the development of cardiovascular disease and heart failure and the particular risk of patients with diabetes.
- To discuss the role of anti-diabetic therapy, in particular the use of SGLT2 inhibitors, in a risk-based intervention strategy that targets glucose control and cardiovascular risk factors.
- To provide an expert perspective on the role of SGLT2 inhibitors in the treatment of patients with diabetes and heart failure.
- To discuss current and future strategies for practical management of heart failure and interventions to prevent cardiovascular events.

|       |                                                                                               |    |
|-------|-----------------------------------------------------------------------------------------------|----|
| 12:45 | <b>Introduction.</b>                                                                          | 90 |
|       | S.D. Anker (Gottingen, DE)                                                                    |    |
| 12:50 | <b>Current treatment of diabetes in heart failure.</b>                                        | 91 |
|       | A.A. Voors (Groningen, NL)                                                                    |    |
| 13:05 | <b>Heart failure and SGLT2 inhibition: understanding the mechanism for potential benefit.</b> | 92 |
|       | N. Sattar (Glasgow, GB)                                                                       |    |
| 13:20 | <b>SGLT2 inhibition and cardiovascular outcomes: lessons from recent clinical trials.</b>     | 93 |
|       | D. Fitchett (Toronto, CA)                                                                     |    |
| 13:40 | <b>Panel discussion.</b>                                                                      | 94 |
|       | S.D. Anker (Gottingen, DE); A.A. Voors (Groningen, NL)                                        |    |



This programme is accredited by the European Board for Accreditation in Cardiology (EBAC) for 1 hour of external CME credit(s).

Each participant should claim only those hours of credit that have actually been spent in the educational activity.

EBAC works according to the quality standards of the European Accreditation Council for Continuing Medical Education (EACCME), which is an institution of the European Union of Medical Specialists (UEMS).

14:15 - 15:45 Special Session

**LONDON**

## Late Breaking Trials I: Focus on acute heart failure

Chairpersons: G.S. Filippatos (Athens, GR); A. Mebazaa (Paris, FR)

### World Congress on Acute Heart Failure

|       |                                                                                                                                                                                                           |     |
|-------|-----------------------------------------------------------------------------------------------------------------------------------------------------------------------------------------------------------|-----|
| 14:15 | <b>Bi treatment with hydralazine/nitrates versus placebo in africans admitted with acute heart failure (BA-HEF).</b>                                                                                      | 95  |
|       | K. Sliwa-Hahnle (Cape Town, ZA)                                                                                                                                                                           |     |
| 14:22 | <b>Discussion: BA-HEF.</b>                                                                                                                                                                                | 96  |
|       | M. Jessup (Philadelphia, US)                                                                                                                                                                              |     |
| 14:25 | <b>RELAX-REPEAT: a multicentre, prospective, randomised, double-blind study evaluating the safety and tolerability of repeat doses of serelaxin in patients with chronic heart failure.</b>               | 97  |
|       | J.R. Teerlink (San Francisco, US)                                                                                                                                                                         |     |
| 14:32 | <b>Discussion: RELAX-REPEAT.</b>                                                                                                                                                                          | 98  |
|       | J. Butler (Atlanta, US)                                                                                                                                                                                   |     |
| 14:35 | <b>Positive hemodynamic effects of CXL-I427, a novel nitroxyl prodrug in advanced heart failure patients.</b>                                                                                             | 99  |
|       | V. Mitrovic (Bad Nauheim, DE)                                                                                                                                                                             |     |
| 14:42 | <b>Discussion: CXL-I427.</b>                                                                                                                                                                              | 100 |
|       | To be announced                                                                                                                                                                                           |     |
| 14:45 | <b>The trv027 biased ligand of the angiotensin receptor study in acute heart failure (BLAST-AHF) trial: a phase IIb dose finding study.</b>                                                               | 101 |
|       | G.M. Felker (Durham, US)                                                                                                                                                                                  |     |
| 14:52 | <b>Discussion: BLAST-AHF.</b>                                                                                                                                                                             | 102 |
|       | L. Tavazzi (Cotignola, IT)                                                                                                                                                                                |     |
| 14:55 | <b>The clinical value of neutrophil gelatinase-associated lipocalin (NGAL) for acute kidney injury during hospitalization for acute heart failure.</b>                                                    | 103 |
|       | A. Maisel (Solana Beach, US)                                                                                                                                                                              |     |
| 15:02 | <b>Discussion: NGAL.</b>                                                                                                                                                                                  | 104 |
|       | M. Richards (Christchurch, NZ)                                                                                                                                                                            |     |
| 15:05 | <b>Efficacy and security of intermittent repeated levosimendan administration in patients with advanced heart failure: a randomized, double-blind, placebo controlled multicenter trial: LAICA study.</b> | 105 |
|       | M.J. Garcia Gonzalez (S. Cristobal De La Laguna, ES)                                                                                                                                                      |     |
| 15:12 | <b>Discussion: LAICA study.</b>                                                                                                                                                                           | 106 |
|       | J.T. Parissis (Athens, GR)                                                                                                                                                                                |     |
| 15:15 | <b>Panel discussion.</b>                                                                                                                                                                                  |     |

14:15 - 15:45 Symposium

**PARIS**

## Individualising therapy in heart failure

Chairpersons: A.J.S. Coats (Coventry, GB); K. Swedberg (Goteborg, SE)

### Patient care

|       |                                                                                      |     |
|-------|--------------------------------------------------------------------------------------|-----|
| 14:15 | <b>Diuretics.</b><br>R.A. De Boer (Groningen, NL)                                    | 107 |
| 14:37 | <b>Neurohormonal antagonists.</b><br>M. Komajda (Paris, FR)                          | 108 |
| 15:00 | <b>Biomarker guided therapy.</b><br>H.P. Brunner-La Rocca (Maastricht, NL)           | 109 |
| 15:22 | <b>Personalised medicine in cardiovascular disease.</b><br>E. Braunwald (Boston, US) | 110 |

14:15 - 15:45 Symposium

**BERLIN**

## How to tackle congestion in heart failure

Chairpersons: V.P. Harjola (Helsinki, FI); To be announced

### Comorbidities and heart failure

#### World Congress on Acute Heart Failure

|       |                                                                       |     |
|-------|-----------------------------------------------------------------------|-----|
| 14:15 | <b>Congestion: the key target.</b><br>R.C.S. Starling (Cleveland, US) | 111 |
| 14:37 | <b>How to decongest medically?</b><br>W. Mullens (Genk, BE)           | 112 |
| 15:00 | <b>Ultrafiltration and beyond.</b><br>M.R. Costanzo (Naperville, US)  | 113 |
| 15:22 | <b>Is the patient decongested?</b><br>K. Damman (Groningen, NL)       | 114 |

14:15 - 15:45 Symposium

ROME

**New developments and controversial issues in heart failure**

Joint session with the Heart failure Association of India and the CSI-Heart Failure Council

Chairpersons: S.D. Anker (Gottingen, DE); V. Chopra (New Delhi, IN)

- 14:15 **Obesity paradox in heart failure.** 115  
S. Bansal (New Delhi, IN)
- 14:37 **Metabolic modulators in heart failure.** 116  
J. Dalal (Mumbai, IN)
- 15:00 **For whom is CRT best suited - A debate with myself.** 117  
J.G.F. Cleland (London, GB)
- 15:22 **Ventricular reshaping approaches for heart failure: state of the art in 2016.** 118  
S. Nodari (Brescia, IT)

14:15 - 15:45 Symposium

ATHENS

**Spotlight: insufficienza cardiaca avanzata**

Chairpersons: G. Mercurio (Cagliari, IT); To be announced

Local language session

Local Track

Current evidence-based management



- 14:15 **Scompenso cardiaco avanzato caratteristiche e definizione.** 119  
M. Metra (Brescia, IT)
- 14:37 **Farmaci: utili, inutili e dannosi.** 120  
G. Sinagra (Trieste, IT)
- 15:00 **Le assistenze meccaniche al circolo: la destination therapy.** 121  
F.O. Oliva (Milan, IT)
- 15:22 **La "gestione" dello scompenso cardiaco avanzato** 122  
A. Mortara (Monza, IT)



14:15 - 15:45 Symposium

BARCELONA

**The cardiac response to cancer**

Chairpersons: C.G. Tocchetti (Napoli, IT); J. Backs (Heidelberg, DE)

**Basic Science - Translational  
Comorbidities and heart failure**

|       |                                                            |     |
|-------|------------------------------------------------------------|-----|
| 14:15 | <b>From clinical observations to mechanistic insights.</b> | 123 |
|       | S. Von Haehling (Berlin, DE)                               |     |
| 14:37 | <b>Autophagy: eaten up from inside.</b>                    | 124 |
|       | K. Otsu (London, GB)                                       |     |
| 15:00 | <b>Cachexines: are they real?</b>                          | 125 |
|       | S. Herzig (Neuherberg, DE)                                 |     |
| 15:22 | <b>Therapeutic targets.</b>                                | 126 |
|       | A.R. Lyon (London, GB)                                     |     |

14:15 - 15:45 Rapid Fire Abstract

AGORA

**Rapid Fire I - Acute heart failure**

Chairpersons: S. Price (London, GB); To be announced

*Rapid fire abstracts sessions are dynamic and interactive presentations of 16 related topic abstracts.*

|       |                                                                                                                                                                                                                                          |     |
|-------|------------------------------------------------------------------------------------------------------------------------------------------------------------------------------------------------------------------------------------------|-----|
| 14:15 | <b>Twenty five years of acute heart failure in 1800 consecutive patients: no short- and long-term survival improvement.</b>                                                                                                              | 127 |
|       | J.C. Van Den Berge, K.M. Akkerhuis, A.A. Constantinescu, J.A. Kors, R.T. Van Domburg, J.W. Deckers (Rotterdam, NL)                                                                                                                       |     |
| 14:20 | <b>Noradrenaline combined with either dobutamine or levosimendan - similar outcome and cardiac biomarker evolution in cardiogenic shock</b>                                                                                              | 128 |
|       | T. Tarvasmaki, J. Lassus, A. Sionis, M. Banaszewski, J. Silva Cardoso, V. Carubelli, J. Spinar, J. Parissis, A. Mebazaa, V.P. Harjola (Helsinki, FI; Barcelona, ES; Warsaw, PL; Porto, PT; Brescia, IT; Brno, CZ; Athens, GR; Paris, FR) |     |
| 14:26 | <b>Prognostic significance of multi-organ dysfunction/damage in acute heart failure</b>                                                                                                                                                  | 129 |
|       | R. Zymlinski, M. Sokolski, J. Biegus, P. Siwolowski, S. Nawrocka, J. Krzysztofik, E.A. Jankowska, W. Banasiak, P. Ponikowski (Wroclaw, PL)                                                                                               |     |
| 14:31 | <b>Clinical characteristics and prognosis of patients hospitalized for heart failure depending on ejection fraction: analysis of administrative data of a nationwide population</b>                                                      | 130 |
|       | R.B.F. Bover Freire, C. Fernandez, J. Elola, A. Esteban, I. Vilacosta, J.L. Bernal, J.V. Segura, V. Bertomeu, C. Macaya (Madrid and Alicante, ES)                                                                                        |     |

**Rapid Fire I - Acute heart failure** (continued)

- 14:37 **Combined measurement of sST2 and NT-proBNP is a very early marker of severity in cardiogenic shock complicating acute coronary syndromes** 131  
H.E.V. Tolppanen, M. Rivas-Lasarte, M. Sadouane, J. Lassus, E. Gayat, J. Spinar, A. Sionis, V.P. Harjola, A. Mebazaa (Helsinki, FI; Barcelona, ES; Paris, FR; Brno, CZ)
- 14:43 **Short and long-term prognostic value of hyponatremia in heart failure with preserved ejection fraction versus reduced ejection fraction: An analysis of the Korean Acute Heart Failure (KorAHF) Registry** 132  
J.J. Park, D.G. Park, G.Y. Cho, I.H. Chae, D.J. Choi, E.S. Jeon (Seongnam and Seoul, KR)
- 14:48 **Monitoring of pulmonary congestion in chronic heart failure patients with multiple re-hospitalizations for acute decompensation - randomized controlled (IMPEDANCE-HF) trial.** 133  
M. Shochat, A. Shotan, I. Dahan, I. Kleiner, J. Weinstein, M. Kazatsker, D. Blondheim, A. Asif, S. Meisel (Hadera and Beer Sheva, IL)
- 14:54 **Characterisation of a hypercoagulable phenotype with increased thrombin generation in acute heart failure** 134  
B. Popovic, H. Louis, R. Fay, F. Zannad, P. Lacolley, V. Regnault (Vandoeuvre les Nancy, FR)
- 15:00 **Relationship of ventricular conduction defects, angiographic findings and mortality in cardiogenic shock** 135  
T. Javanainen, H. Tolppanen, M.S. Nieminen, J. Lassus, A. Sionis, J. Spinar, M. Banaszewski, V.P. Harjola, R. Jurkko (Helsinki, FI; Barcelona, ES; Brno, CZ; Warsaw, PL)
- 15:05 **Application of a simplified risk score derived from cardshock score for prognostic stratification in patients with cardiogenic shock** 136  
I. Battistoni, M. Marini, L. Angelini, M. Francioni, A. Gili, S. Moretti, G.P. Perna (Ancona, IT)
- 15:11 **Sleep-disordered breathing is associated with impaired left ventricular function and heart failure after acute myocardial infarction** 137  
H.F. Fox, T. Bitter, D. Horstkotte, O. Oldenburg (Bad Oeynhausen, DE)
- 15:16 **Comparison of treatment response by cardiac and lung ultrasound with symptomatic status - impact on prognosis in patients hospitalized for acute heart failure** 138  
J. Oehman, V.P. Harjola, P. Karjalainen, J. Lassus (Pori and Helsinki, FI)
- 15:22 **Management of heart failure in the real-world: does gender make the difference? Findings from the ARNO administrative database.** 139  
F. Orso, S. Calabria, E. Rossi, E. Cinconze, S. Baldasseroni, N. Martini, A.P. Maggioni (Bologna, Casalecchio di Reno, Rome and Florence, IT)
- 15:28 **Bioactive adrenomedullin: a novel prognostic marker in cardiogenic shock** 140  
M. Rivas Lasarte, H. Tolppanen, J. Lassus, A. Sionis Green, V.P. Harjola, A. Mebazaa (Barcelona, ES; Helsinki, FI; Paris, FR)
- 15:33 **Management of heart failure following primary PCI after st-elevation myocardial infarction: a large UK tertiary centre experience** 141  
A. Ghosh Dastidar, S. Wood-Gismera, S. Boles, M. Townsend, Y. Ismail, C. Bucciarelli-Ducci, A. Nightingale (Bristol, GB)

14:15 - 15:45 Rapid Fire Abstract

**AGORA**

## Rapid Fire I - Acute heart failure (continued)

- 15:39 **Transvenous stimulation of cardiac autonomic nerves improves hemodynamics** 142  
M.P.C. Cuchiara, C.M. Marin Y Kall, M.P. Penn, A.E. Ebner (Durham, Miami and Akron, US; Asuncion, PY)

16:00 - 17:30 Main Session

**LONDON**

## The new ESC Guidelines: Focus on acute heart failure

### ESC Clinical Practice Guidelines

16:00 - 17:30 Symposium

**PARIS**

## Drugs in the pipeline for acute heart failure

Chairpersons: F. Ruschitzka (Zurich, CH); G.S. Filippatos (Athens, GR)

### World Congress on Acute Heart Failure

- 16:00 **Ularitide.** 147  
M. Packer (Dallas, US)
- 16:12 **Serelaxin.** 148  
M. Metra (Brescia, IT)
- 16:25 **Cardioxyl.** 149  
J. Butler (Atlanta, US)
- 16:38 **New MRAs.** 150  
G.S. Filippatos (Athens, GR)
- 16:51 **Bendavia.** 151  
M. Gheorghide (Chicago, US)
- 17:04 **Omecamtiv mecarbil.** 152  
J.R. Teerlink (San Francisco, US)
- 17:17 **Vericiguat.** 153  
B. Pieske (Berlin, DE)

16:00 - 17:30 Symposium

**BERLIN****Does heart failure start with the kidney?**

Chairpersons: K. Swedberg (Goteborg, SE); To be announced

**World Congress on Acute Heart Failure**

|       |                                                                                                      |     |
|-------|------------------------------------------------------------------------------------------------------|-----|
| 16:00 | <b>Kidney: angel or villain.</b><br>W. Mullens (Genk, BE)                                            | 154 |
| 16:22 | <b>Diuretic resistance.</b><br>G.M. Felker (Durham, US)                                              | 155 |
| 16:45 | <b>Should we manage anemia or iron deficiency?</b><br>D.J. van Veldhuisen (Groningen, NL)            | 156 |
| 17:07 | <b>Drug treatment of renal dysfunction in acute heart failure.</b><br>M.R. Costanzo (Naperville, US) | 157 |

16:00 - 17:30 How-to Session

**ROME****How to assess congestion in acute heart failure**

Chairpersons: P. Seferovic (Belgrade, RS); P. Agathangelou (Engomi, CY)

**World Congress on Acute Heart Failure**

|       |                                                          |     |
|-------|----------------------------------------------------------|-----|
| 16:00 | <b>Clinical evaluation.</b><br>S. Di Somma (Rome, IT)    | 158 |
| 16:22 | <b>Biomarkers.</b><br>A. Maisel (Solana Beach, US)       | 159 |
| 16:45 | <b>Imaging.</b><br>M.B. Yilmaz (Sivas, TR)               | 160 |
| 17:07 | <b>Bio-impedance.</b><br>T. Ben Gal (Ramat Hasharon, IL) | 161 |

16:00 - 17:30 Abstract Session

BARCELONA

**Directions in HFpEF research**

Organised by the Heart Failure Specialists of Tomorrow (HoT)

Chairpersons: E.A. Jankowska (Wroclaw, PL); C.M. Sag (Regensburg, DE);  
T. Radovits (Veszprem, HU)

**Basic Science - Translational**

*This session is organised by the Heart Failure Specialists of Tomorrow (HoT) and aims to attract in particular young heart failure specialists, but also advanced cardiologists who work in basic/translational or clinical research. The session aims at highlighting current fields of development and innovation in HF pathophysiology, diagnosis and treatment and will focus on translational aspects. After an overview on basic and clinical aspects, 2 basic and 2 clinical abstracts selected by the HoT will be presented.*

- |       |                                                                                                                                                                                                                                                                                                                                                       |     |
|-------|-------------------------------------------------------------------------------------------------------------------------------------------------------------------------------------------------------------------------------------------------------------------------------------------------------------------------------------------------------|-----|
| 16:00 | <b>HfpEF 2020: opportunities to intervene</b><br>R.A. De Boer (Groningen, NL)                                                                                                                                                                                                                                                                         | 162 |
| 16:18 | <b>Na<sup>+</sup>/Ca<sup>2+</sup> Exchanger (NCX) inhibition with ORM 11035 improves cardiac function and remodeling without lowering blood pressure in a model of heart failure with preserved ejection fraction</b><br>U. Primessnig, T. Bracic, P. Pollesello, B. Pieske, F.R. Heinzel (Berlin, DE; Graz, AT; Espoo, FI)                           | 163 |
| 16:36 | <b>A restrictive pattern of LV filling is only present in one third of cardiac AL amyloidosis patients</b><br>S. Perlini, F. Musca, F. Salinaro, R. Mussinelli, T. Perrone, E. Binot, M. Boldrini, G. Gioia, G. Palladini, G. Merlini (Pavia and Milan, IT)                                                                                           | 164 |
| 16:54 | <b>Dipeptidyl peptidase 4 inhibitor sitagliptin reduces oxidative stress, endothelial dysfunction and preserves diastolic function in a rat model of heart failure with preserved ejection fraction</b><br>K. Urbanek, D. Cappetta, E. Piegari, G. Esposito, R. Russo, L.P. Ciuffreda, A. Rivellino, L. Berrino, F. Rossi, A. De Angelis (Naples, IT) | 165 |
| 17:12 | <b>HFpEF and HFrEF display different anabolic phenotypes as assessed by IGF-I and IGFBP-I</b><br>U. Ljung Faxen, C. Hage, L. Benson, S. Zabarovskaja, A. Andreasson, E. Donal, J.C. Daubert, C. Linde, K. Brismar, L.H. Lund (Stockholm, SE; Rennes, FR)                                                                                              | 166 |

**Rapid Fire 2 - Imaging in chronic heart failure**

Chairpersons: I. Kanonidis (Thessaloniki, GR); P. Nihoyannopoulos (London, GB)

*Rapid fire abstracts sessions are dynamic and interactive presentations of 16 related topic abstracts.*

- 16:00 Extracellular volume fraction for characterization of patients with heart failure and preserved ejection fraction** 167  
K.P. Rommel, M. Von Roeder, S. Blazek, K. Fengler, C. Besler, M. Sandri, C. Luecke, M. Gutberlet, G. Schiuler, P. Lurz (Leipzig, DE)
- 16:05 Exercise-induced B-lines identify worse functional and prognostic stage in heart failure patients with depressed left ventricular ejection fraction** 168  
M.C. Scali, L. Cortigiani, A. Simioniuc, M. Marzilli, E. Picano (Pisa and Lucca, IT)
- 16:11 4D flow cardiovascular magnetic resonance parameters represent novel imaging biomarkers in heart failure and correlate with conventional prognostic remodelling parameters and myocardial energetics** 169  
V. Stoll, A. Hess, J. Eriksson, C. Rodgers, W. Clarke, P. Dyverfeldt, T. Ebbers, S. Myerson, C.J. Carlhall, S. Neubauer (Oxford, GB; Linköping, SE)
- 16:16 Relative prognostic importance of longitudinal strain of right ventricle and tricuspid annular plane systolic excursion in systolic heart failure** 170  
C. Riccini, E. Carluccio, P. Biagioli, G. Bardelli, R. Lauciello, A.D.antonio, M.F. Cerasa, A. Mengoni, G. Alunni, G. Ambrosio (Perugia, IT)
- 16:22 Extracellular volume is an independent predictor of outcome in heart failure with preserved ejection fraction** 171  
F. Duca, A. Kammerlander, C. Zotter-Tufaro, S. Aschauer, D. Bonderman, J. Mascherbauer (Vienna, AT)
- 16:28 Comparison between global strain of right ventricle by 2-D speckle tracking (RVGS) and longitudinal strain of free lateral wall (RV-fwLS) in predicting prognosis in chronic heart failure patients.** 172  
F. Monitillo, G. Citarelli, M.S. Lattarulo, M. Leone, V. Antoncicchi, C. Rizzo, P. Terlizese, D. Grande, R. Romito, M. Iacoviello (Bari, IT)
- 16:33 Tissue doppler indexes of diastolic function predict outcome in primary care outpatients** 173  
C. Mazzone, S. Nistri, A. Di Lenarda, G. Barbati, P. Gentile, P. Ballo, E. Casanova Borca, G. Cioffi, G. Faganello, A. Cherubini (Trieste, Altavilla Vicentina, Florence and Trento, IT)
- 16:39 Atrial strain analysis and quality of life of heart failure patients** 174  
M. Cameli, F. Loiacono, E. Iardino, S. Sparla, G.E. Mandoli, E. Incampo, F.M. Righini, S. Mondillo (Siena, IT)

16:00 - 17:30 Rapid Fire Abstract


AGORA

**Rapid Fire 2 - Imaging in chronic heart failure** (continued)

- 16:45 **Prognostic value of left atrial structure and function in patients with heart failure. A report from SICA-HF study (FP7/2007-2013/ 241558)** 175  
L. Monzo, P. Pellicori, A. Bennet, P. Putzu, C. Gaudio, A.L. Clark, J.G.F. Cleland (Rome, IT; Hull and London, GB)
- 16:50 **Diffuse myocardial fibrosis of non-infarcted myocardium correlate with biomarkers of cardiac stretch and remodeling in patients with heart failure** 176  
W.C. Meijers, T.M. Gorter, A.R. Van Der Velde, M.H.L. Van Der Wal, A. Koops, J. Warink - Riemersma, K.S. Van Dijk, T.P. Willems, D.J. Van Veldhuisen, R.A. De Boer (Groningen, NL)
- 16:56 **Utility of cardiovascular magnetic resonance imaging in heart failure with preserved ejection fraction for diagnostic and prognostic evaluation** 177  
P. Kanagala, A.S.H. Cheng, J. Mcadam, A.M. Marsh, I.B. Squire, L.L. Ng, G.P. Mccann (Leicester and Kettering, GB)
- 17:01 **Right ventricular dysfunction in heart failure with preserved versus reduced ejection fraction** 178  
L. Bosch, F. Arslan, L. Gong, D. Sim, D. Yeo, F. Jaufeerally, G. Leong Hy Ong, A.M. Richards, L.H. Ling, C.S.P. Lam (Utrecht, NL; Singapore, SG)
- 17:07 **Congenitally unguarded tricuspid orifice presenting as heart failure in adults** 179  
J.C. Mohan, V. Agrawal (New Delhi and Gurgaon, IN)
- 17:13 **Clinical predictors and prognostic significance of right ventricular dysfunction in systolic heart failure** 180  
G. Mirizzi, A. Giannoni, V. Chubuchny, C. Taddei, E. Pasanisi, R. Poletti, A. Barison, C. Passino, M. Emdin (Pisa, IT)
- 17:18 **Prognostic value of myocardial fibrosis assessed by cardiac magnetic resonance in patients with idiopathic dilated cardiomyopathy with left ventricular systolic dysfunction** 181  
L. Lupi, D. Farina, E. Gavazzi, M. Bonavita, E. Rocco, N. Berlinghieri, R. Maroldi, S. Nodari (Brescia, IT)
- 17:24 **Relationship between left ventricular myocardial longitudinal mechanics and in-hospital heart failure in patients with acute myocardial infarction: a two-dimensional speckle-tracking study** 182  
K.H. Batmyagmar, C.H. Surenjav, B. Amarjargal, Z. Lkhagvasuren (Ulaanbaatar, MN)

# Inaugural Session

SATURDAY 21 MAY 2016  
17:45 – ROOM LONDON



## Chairpersons :

G. Filippatos, G. Rosano, A. Maggioni, M. Piepoli

**Welcome from the President of the HFA**  
G. Filippatos

**Welcome to Heart Failure 2016**  
G. Rosano

**Welcome to Florence**  
M. Piepoli

**Welcome from the President of the ESC**  
F. Pinto

**Announcement of the Philip Poole Wilson Lecturer**  
A. Maggioni

**The HFA Eugene Braunwald Lecture**  
F. Ruschitzka

**Introduction of Karl Swedberg**  
E. Braunwald


**Eugene Braunwald Lecture:**  
**Treatment of heart failure: The success of neurohormonal and heart rate control**  
K. Swedberg

**New elected Fellows of the HFA**  
T. McDonagh

**Winners of the Heart Failure Awareness Days 2015**  
A. Mebazaa

19:00 Networking Reception in the Exhibition





# POSTER SESSION I


**SP&P**

Presentation slides and ePosters are available for consultation during the congress at the e-Library and afterwards on the Scientific Programme & Planner (exclusive to members).

## Virtual Case Area

Experience a virtual and interactive case on a digital simulator during the Coffee Breaks in the Virtual Case Area! Experts will take you through challenging clinical cases and share their feedback and take-home messages.

Cases presented:

- Infective endocarditis and acute aortic regurgitation
- Failing or not failing right myocardium?
- Cardiogenic shock

Sessions on Saturday: 10:00 - 11:00

## SATURDAY POSTER SESSION AT THE POSTER AREA

Poster session I

08:30 - 17:30

Pages 48 to 82

## Index by topic

|                                               | <i>Page</i> |                                        | <i>Page</i> |
|-----------------------------------------------|-------------|----------------------------------------|-------------|
| Acute heart failure.....                      | 48          | Biomarkers.....                        | 66          |
| Chronic heart failure.....                    | 50          | Drug therapy, other.....               | 68          |
| Advanced Heart failure.....                   | 54          | Population studies / Epidemiology..... | 69          |
| Atrial fibrillation.....                      | 55          | Exercise testing & training.....       | 70          |
| Cardiomyopathy.....                           | 56          | Prognosis.....                         | 71          |
| Comorbidities.....                            | 58          | Pulmonary hypertension.....            | 72          |
| Valvular heart disease.....                   | 60          | Right ventricular function.....        | 73          |
| Devices / CRT / ICD.....                      | 61          | Hypertension / LV hypertrophy /        |             |
| Haemodynamics / Coronary and                  |             | Renal denervation.....                 | 73          |
| peripheral circulation.....                   | 63          | HFpEF - Heart failure with preserved   |             |
| Metabolism / Diabetes mellitus / Obesity..... | 64          | ejection fraction.....                 | 74          |
| Disease management programmes.....            | 64          | Basic science.....                     | 75          |
| Heart failure imaging.....                    | 65          | Clinical Forum.....                    | 81          |

**Presenters: set-up your poster between 08:00 and 08:30 and remove it at 17:30.**

Poster Session I - 08:30 - 17:30

Acute heart failure

- Systolic time intervals (STI) in acute heart failure(AHF): comparaison between patients with reduced and preserved left ventricular ejection fraction (LVEF)** PI83  
 I. Elidi, H. Grissa, K. Beltaief, M. Ben Marzouk, N. Azaiez, Z. Ezzina, H. Boubaker, W. Bouida, S. Noura (monastir, TN)
- Diagnostic performance of lung ultrasound in the emergency department in the management of acute dyspnea** PI84  
 N. Fredj, K. Beltaief, H. Grissa, I. Elidi, L. Bouraoui, A. Sekma, H. Boubaker, W. Bouida, S. Noura (monastir, TN)
- Atrial fibrillation stroke and bleeding risk scores can also predict admissions for acute decompensated heart failure** PI85  
 J.B. Augusto, M. Borges Santos, D. Roque, M. Silva, J. Castro, J. Sala, A. Faustino, M. Branco, F. Frade, C. Morais (Amadora and Cascais, PT)
- Acute heart failure in the course of a suicide attempt by intoxication with *Taxus baccata* leaves.** PI86  
 M. Kobusiak-Prokopowicz, A. Marciniak, S. Slusarczyk, K. Sciborski, A. Stachurska, A. Matkowski, A. Mysiak (Wroclaw and Pulawy, PL)
- Advanced peripheral endothelial dysfunction predicts future cardiovascular events in patients with acute decompensated heart failure** PI87  
 E. Akiyama, H. Suzuki, Y. Matsuzawa, C. Kawashima, M. Konishi, M. Endo, K. Hibi, T. Ebina, S. Umemura, K. Kimura (Yokohama, JP)
- In acute heart failure admissions should a plasma NT-proBNP of 300ng/litre or 400ng/litre be the threshold for ruling out the diagnosis of heart failure** PI88  
 J. Draper, J. Webb, Y. Yiu, S. Piper, S. Kapetanakis, R. Rajani, T. Mcdonagh, G. Carr-White (London, GB)
- Efficacy of levosimendan after PCI in patients with acute decompensated heart failure and low ejection fraction** PI89  
 I. Meray, M.A. Teterina, L.A. Babaeva, V.V. Maiskov, V.S. Moiseev (Moscow, RU)
- Effectiveness and safety of ivabradin use in patients with acute ischemic heart failure (AIHF) requiring inotropic support** PI90  
 O. Koval, A. Skoromna (Dnipropetrovsk, UA)
- Ivabradine use in acute heart failure: safety and efficacy** PI91  
 I. Battistoni, M. Marini, L. Angelini, M.V. Matassini, M. Francioni, A. Gili, S. Moretti, G.P. Perna (Ancona, IT)
- High incidence of anxiety and depression in in-hospital acute heart failure patients** PI92  
 L. Surdi, M.C. Murru, O. Bettinardi, U. Corvi, A. Verde, S. Binno, G.Q. Villani, M.F. Piepoli (Piacenza, IT)
- Nursing management of acute heart failure: applying the GRADE system to adapting heart failure guidelines for nursing care** PI93  
 X. Kang, Z. Li, C. Hummelfard, J. Zhang, Q. Li, R. Lv, F. Zhang (Beijing, CN; Baltimore, US)

- Nutritional intervention in malnourished hospitalized patients with heart failure and hypoalbuminemia: subanalysis of PICNIC study** P194  
 J.L. Bonilla Palomas, A.L. Gamez Lopez, M.C. Moreno Conde, M.C. Lopez Ibanez, E. Ramiro Ortega, P. Castellano Garcia, Y. Pimentel Quezada, A.L. Villar Raez (Ubeda, ES)
- Effectiveness of rotating tourniquets for acute heart failure: a systematic review based on GRADE system** P195  
 F.Y. Zhang, Z. Li, X.F. Kang (Beijing, CN)
- Multi-vessel stenting versus staged revascularization for STEMI with multi-vessel coronary artery disease in cardiogenic shock** P196  
 J.O. Jeong, K.T. Ahn, S.A. Jin, J.K. Oh, M.J. Kim, U.L. Choi, S.W. Seong, S.W. Choi, I.W. Seong (Daejeon, KR)
- Intravenous furosemide in a heart failure unit: effectiveness and security in a three days protocol.** P197  
 A. Esteban Fernandez, M. Perez Serrano, M. Gonzalez Barja, S. Ortega Gonzalez, J. Higuera Nafria, C. Olmos Blanco, I. Vilacosta, M. Mendez Bailon, C. Macaya Miguel, R. Bover Freire (Madrid, ES)
- Usefulness of combining admission BNP plus hospital discharge Bioelectrical Impedance Vector Analysis (BIVA) in predicting 90 days cardiovascular mortality in patients with Acute Heart Failure.** P198  
 S. Santarelli, B. De Berardinis, S. Navarin, L. Magrini, A. Piccoli, G. Avanzi, H. Villacorta, P. Barreto De Araujo Porto, A. Villacorta, S. Di Somma (Rome, Padua and Novara, IT; Rio de Janeiro, BR)
- Pre- and in-hospital course of care for patients with acute heart failure: features and impact on prognosis in the real life** P199  
 L. Cluzol, J. Cautela, P. Michelet, A. Roch, J. Mancini, M. Laine, M. Peyrol, F. Paganelli, L. Bonello, F. Thuny (Marseille, FR)
- Low procalcitonin indicates stable disease after hospitalisation for decompensated systolic heart failure** P200  
 S. Brenner, C. Reichert, G. Guder, D. Berliner, M. Breunig, C. Morbach, G. Ertl, C.E. Angermann, S. Stork (Würzburg and Hannover, DE)
- Prognosticators of heart failure in patients after treatment because of acute coronary syndrome** P201  
 I. Kotlar, M. Vavlukis, B. Pocesta, G. Krstevski, H. Taravari, E. Shehu, D. Kitanoski, I. Bojovski, F. Taneski, S. Kedev (Skopje, MK)
- Impact of acute heart failure: precipitating factors, one-year outcome and risk factors.** P202  
 R. Pociinho, R.N. Leao, S. Faustino, J. Ribeiro, J. Almeida (Lisbon, PT)
- Acute heart failure secondary to cardiac amyloidosis: a case series** P203  
 S. Back, F. Raza, R. Alvarez (Philadelphia, US)
- Sex-determined differences of short- and long-term prognosis of mortality in patients hospitalized with acute decompensated heart failure** P204  
 V.A. Kostenko, V.V. Kostenko, M. Sitnikova, E. Skorodumova, A. Fedorov (Saint Petersburg, Moscow, RU)
- Primary valvular non-acute coronary syndrome pulmonary edema-clinical and paraclinical characteristics. Prognosis factors.** P205  
 I. Iordache, V. Enache, A.C. Nechita, S.C. Stamate (Bucharest, RO)

- INTERMACS profile predicts in-hospital mortality in cardiogenic shock** P206  
I. Sousa Casanovas, X. Li, A. Ayesta-Lopez, C. Devesa-Cordero, M. Juarez-Fernandez, F. Diez-Delhoyo, J. Garcia-Carreno, A. Alonso-Garcia, M. Martinez-Selles, F. Fernandez-Aviles (Madrid, ES)
- Acute heart failure and cardiogenic shock are predictors for in-hospital mortality in patient admitted with acute coronary syndrome** P207  
B. Widyantoro, D.A. Juzar, I. Firdaus, S.S. Dany, S. Dharma, D. Zamroni, I. Irmalita, D.P.L. Tobing (Jakarta, ID)
- Predictors of left ventricular systolic dysfunction in patients with first acute ST-segment elevation myocardial infarction undergoing primary angioplasty** P208  
W.S.A. Mohamed, M.A.A. Aljarallah, A.S.T. Mousa, A.S.E.M. Abdulla, A. Gaballa (Kuwait City, KW)
- Hemographic indices are associated with mortality in acute heart failure** P209  
W.M. Huang, S.H. Sung, H.M. Cheng, D.Y. Lu, C.W. Lee, P.F. Hsu, W.C. Yu, C.H. Chen (Taipei, TW)
- The effects of continuous iv furosemide on arterial stiffness and ventricular-arterial coupling in AHF patients** P210  
E. Sciatti, E. Vizzardi, I. Bonadei, F. Platto, V. Carubelli, M. Metra (Brescia, IT)
- The impact of admission blood glucose level on clinical picture and prognosis in cardiogenic shock** P211  
A.L. Kataja, T. Tarvasmaki, J. Lassus, V.P. Harjola (Helsinki, FI)
- Prognostic value of changes in cardiotrophin-1 levels over time in patients with acute heart failure** P212  
L. Malinova, T. Povarova, T. Denisova (Saratov, RU)

**Chronic heart failure**

- The role and importance of interleukin investigation in chronic heart failure** P213  
M.I. Juraev, K.H.A. Mamatkulov, M.X. Usarov, D.M. Tolipov (Tashkent, UZ)
- Impaired gas diffusion and RV to pulmonary circulation uncoupling limit exercise performance in heart failure patients** P214  
V. Labate, V. Donghi, G. Generati, P.L. Laforgia, F. Bandera, M. Guazzi (San Donato Milanese, IT)
- Study of the effect of lisinopril on the kidney functional state in the patients with chronic heart failure** P215  
Z.D. Rasulova, U.K. Kamilova, H.A. Redgaboev, D.R. Masharipova, S.H.R. Ibabekova (Tashkent, UZ)
- Risk stratification of ambulatory patients with chronic heart failure by six-minute walking test and B-type natriuretic peptide: results from the nebula network study group** P216  
A.B. Scardovi, P. Faggiano, S. Ghio, P.L. Temporelli, A. Rossi, G.G. Galeotti, A. Simionici, A. Ferraironi, R. Ricci, F.L. Dini (Rome, Brescia, Pavia, Veruno, Verona and Pisa, IT)
- 17beta-estradiol reduces endothelin-1 release in women with ischaemic left ventricular dysfunction** P217  
G.M.C. Rosano, O. Gebara, M. Wajngarten, J.C. Aldrighi, J.A.F. Ramires (Rome, IT; Sao Paulo, BR)

- Plasma volume is normal but heterogeneously distributed and true anemia is highly prevalent in patients with stable heart failure** P218  
P. Nijst, F.H. Verbrugge, P. Martens, P.B. Bertrand, M. Dupont, W. Mullens (Genk and Leuven, BE)
- Integrated approach to the management of heart failure: cardio - nephrology ambulatory** P219  
L. Sirugo, G. Manca, L. Quartarone, M.T. Giannone, C. Dell'ali, S. Randone, G. Daidone (Avola, IT)
- Tolvaptan is useful and safe for the treatment of very elderly patients with heart failure and chronic kidney disease** P220  
K. Yoshioka, T. Yoshio, K. Matsumura, T. Noda, T. Ueyama, T. Sakuma, H. Park, Y. Iharada, Y. Yamamoto, I. Shiojima (Moriguchi, JP)
- Treatment with omega-3 PUFAs improves endothelial function and novel echocardiographic indices of left ventricle systolic function** P221  
E. Economou, D. Karlis, G. Siasos, T. Zografos, K. Mourouzis, C. Chrysochoou, S. Brillì, G. Lazaros, E. Dimitropoulos, D. Tousoulis (Athens, GR)
- Profile of our patients with reduced left ventricular fraction (HFrEF) explored in a day care unit** P222  
N.N. Ali-Tatar Chentir, Y. Tir, I. Bouznada, M.T. Chentir (Algiers, DZ)
- Who diagnoses and treats patients with chronic heart failure in Germany? A retrospective study of the health risk institute healthcare claims database** P223  
F. Calado, S. Stork, S. Hupfer, D. Souto, R. Handrock, J. Jacob, J. Walker, S. Klebs (Basel, CH; Wuerzburg, Nuernburg and Berlin, DE)
- Implementation of device therapy in LVSD (HFREF) as per the new UK nice guidelines: real world experience in a UK district general hospital** P224  
M.A. Abdool, L.E. Cowie, L.J. Howarth, S. Carruthers, M. Wasfi, D. Lai Chin Kon, A. Dhawan (Wigan, GB)
- The use of digoxin and its association with mortality in heart failure patients** P225  
R. Santillan-Sanchez, R.J. Pineda-Juarez, J.A. Orea-Tejeda, B. Santellano-Juarez, B.D. Gonzalez-Islas, D.C. Cintora-Martinez, C.V. Pelaez-Hernandez, V.R. Pablo-Santiago, R.E. Contreras-Ramirez, E.R. Herrera-Saucedo R. (Mexico, MX)
- Effects of valsartan/sacubitril on parameters of ventricular-arterial coupling in patients with heart failure and reduced ejection fraction** P226  
Z. Kobalava, S. Villevalde, E. Tyukhmenev, O. Lukina, L. Babaeva, E. Zharikova (Moscow, RU)
- Value of right ventricular function measurements in cardiac CT for patients with severe heart failure** P227  
F. Plank, P. Burghard, A. Mayr, G. Poelzl, G. Feuchtnner (Innsbruck, AT)
- Evaluation of the effect of taurine supplementation in chronic heart failure patients; a new study on old amino acid.** P228  
S. Refaat Azab, N. Ali Sabri, H. Khorshid, V. William, M. Ayman Saleh (cairo, EG)
- Role of echocardiography in identifying patient at risk of adverse events in a heart failure reduced ejection fraction (HFREF) population: a single center experience** P229  
C. Falletta, A. Ruggieri, G. Caccamo, G. Di Gesaro, C. Mina', E. Tortorici, G. Romeno, V. Agnese, F. Clemenza (Palermo, IT)
- Exposure to heart failure treatments in newly diagnosed patients in Sweden** P230  
G. Wikstrom, K. Boman, M. Olofsson, K. Lindmark, R. Lahoz, S. Corda, V. Wintzell, R. Linder, A. Gondos, J. Stalhammar (Uppsala, Umea and Stockholm, SE; Basel, CH; Berlin, DE)

- Effect of ivabradine on functional status and cardiovascular disease risk of mortality, in patients with heart failure and left ventricular dysfunction. A PanHellenic prospective study** P231  
I. Kanonidis, V. Grammatikou, M.S. Kallistratos, A. Sideris (Thessaloniki and Athens, GR)
- Characterisation of circulating hepcidin levels in patients with heart failure.** P232  
N. Ebner, M. Konishi, J. Ishida, A. Emami, M. Rodrigues Dos Santos, A. Sandek, J. Springer, S.D. Anker, S. Von Haehling (Göttingen, DE)
- Systematic assessment of heart failure data sources across 120 countries: analysis of their suitability for real-world evidence research** P233  
A. Castelo-Branco, P. Lecomte, S. Corda, R. Lahoz, N. Justo, F. Calado (Stockholm, SE; Basel, CH)
- Review in a specialist heart failure clinic is associated with reduced hospitalisation in patients with suspected heart failure and raised natriuretic peptides** P234  
L. Philip, P. Kalra, G. Morton (Portsmouth, GB)
- Value of anti-HLA antibodies monitoring during the first year after cardiac transplantation** P235  
I. Malek, T. Gazdic, M. Hegarova, L. Hoskova, A. Slavcev, L. Voska, J. Pirk (Prague, CZ)
- Cardiac resynchronisation in elderly patients: improvement in left ventricle ejection fraction in real world.** P236  
S. Briongos Figuero, M. Cortes, J. Benezet-Mazuecos, A. Romero, A. Garcia, J.A. Palfy, A. Estevez, A. Sanchez, R. Munoz-Aguilera, J. Farre (Madrid, ES)
- Use and benefit of angiotensin-converting enzyme inhibitors/ angiotensin receptor blockers in senior patients with left ventricular systolic dysfunction** P237  
M. Lopez Castillo, M. Cortes Garcia, M. Martin Mariscal, A. Garcia Ropero, A. Romero Daza, J.A. Palfy, S. Briongos Figuero, J. Farre Muncharaz (Madrid, ES)
- Prescription of recommended therapy decreases with the severity of heart failure** P238  
J. Spinar, J. Parenica, O. Ludka, L. Spinarova, M. Spinarova, K. Labr, F. Malek, P. Ostadal, D. Vondrakova (Brno and Prague, CZ)
- Effect of long term treatment with trimetazidine on left ventricular systolic function, on quality of life and exercise capacity in patients with chronic heart failure** P239  
G. Marazzi, F. Pelliccia, G. Campolongo, L. Cacciotti, M. Sbarigia, C. Bevilacqua, M. Volterrani, G. Rosano (Rome, IT)
- Pharmaco-invasive approach aimed at preservation of the left ventricular function in patients with stable coronary artery disease on the top of carbohydrate metabolism disorders** P240  
E. Vershinina, T.R. Ryabova, A.N. Repin (Tomsk, RU)
- Ethnic differences in quality of life and its association with survival in patients with heart failure** P241  
T.H.K. Teng, W.T. Tay, G. Stein, A.M. Richards L-H Ling, R.N. Doughty, D.K.L. Sim, P.S.D. Yeo G-K-T Leong, F.R. Jaufeerally, H.Y. Ong, C.S.P. Lam (Singapore, SG; New York, US; Auckland, NZ)
- Heart failure: predictors of mortality in elderly patients** P242  
H. Antunes, G. Pereira, L. Abreu, B. Marmelo, E. Correia, M. Correia, C. Cabral, O. Santos (Viseu, PT)

- Acute effects of positive airway pressure on mitral regurgitation in heart failure patients with reduced ejection fraction** P243  
T. Kato, T. Kasai, S. Yatsu, H. Matsumoto, A. Murata, S. Suda, M. Hiki, H. Daida (Tokyo, JP)
- What kind of information does patients with heart failure find interesting - a substudy from paceman-hf?** P244  
E.H. Hagglund, M. Melin, B.U. Ullman, H.P. Persson, I.H. Hagerman (Stockholm, SE)
- Validity of Zarit Burden Inventory in a sample of caregivers of heart failure patients** P245  
R. Pablo-Santiago, V. Pelaez, A. Orea-Tejeda, E. Perez-Cabanas, G. Leija-Alva, D.G. Gonzalez-Islas, J.A. Pineda-Juarez, E.W. Contreras-Ramirez, R.N. Sanchez-Santillan (Mexico, MX)
- Gender differences of biomarkers and damage myocardial mass in patients with a history of myocardial infarction: parallels with post myocardial infarction remodeling** P246  
G. Kukharchik, A. Morozova, N. Nesterova, N. Mitrophanov, L. Gaykovaya, L. Sorokin, I. Yubrina (Saint-Petersburg, RU)
- Electrical dyssynchrony in LBBB and factors related to its severity** P247  
D. Duplyakov, Z. Vozhdaeva, V. Glukhova, E. Sysuenkova, G. Golovina, S. Khokhlnov (Samara and Togliatti, RU)
- Improvement of cognitive function in patients with heart failure by cognitive training: first results of the cognitive training in heart failure study (cogtrain-HF)** P248  
S. Wedegaertner, J. Karbach, B. Bernhard, J. Ukena, M. Boehm, I. Kindermann (Homburg and Frankfurt am Main, DE)
- Congestive heart failure has differential perioperative risk for myocardial infarction/ cardiac arrest (MICA) In geriatrics vs. non-geriatrics patients** P249  
R. Alrezk, M. Al Rezk (Los Angeles, US)
- The analysis of efficiency of physical rehabilitation of patients with chronic heart failure** P250  
V.L. Galenko, T.A. Lelyavina, M.Y. Sitnikova (Saint-Petersburg, RU)
- The influence of ventilatory disorders and clinical status on the early and late prognosis in patients with recent chronic heart failure exacerbation** P251  
A.M. Kowalczyk, K. Kuziemski, M. Wirtwein, R. Galaska, J. Wdowczyk, E. Jassem, M. Gruchala (Gdansk, PL)
- Revascularization type and outcome in patients with multivessel coronary disease and reduced ejection fraction** P252  
T. Popov, D. Kovacevic, S. Susak, A. Vulin (Novi Sad, RS)
- Recent trends in diagnostic work-up among unselected patients newly diagnosed with heart failure: a Swedish population-based study** P253  
J. Stalhammar, K. Boman, M. Olofsson, K. Lindmark, R. Lahoz, S. Corda, V. Wintzell, R. Linder, A. Gondos, G. Wikstrom (Uppsala, Umea and Stockholm, SE; Basel, CH; Berlin, DE)
- Assessment of patient selection bias in prospective studies for heart failure** P254  
J.J.G. De Vries, I. Sokoreli, G. Geleijnse, S.C. Pauws, J.M. Riistama, A. Tesanovic, A. Crundall-Goode, K.M. Goode, J.G. Cleland, A.L. Clark (Eindhoven, NL; Hull and London, GB)
- Spinal cord stimulation in heart failure: effect on disease-associated biomarkers** P255  
J. Naar, D. Jaye, C. Linde, P. Neuzil, P. Doskar, F. Malek, F. Braunschweig, M. Back, B. Linderoth, M. Stahlberg (Prague, CZ; Minneapolis, US; Stockholm, SE)
- PACEMAN-HF - pooled analysis from two randomized controlled trials.** P256  
A.H.T. Hovland-Tanneryd, E.H. Hagglund, B.U. Ullman, H.P. Persson, I.H. Hagerman, M. Melin (Stockholm, SE)

- Mortality and mode of death in chronic heart failure patients** P257  
A.R. Marinheiro, P. Amador, C. Sa, T. Duarte, R. Rodrigues, M. Fonseca, R. Caria (Setubal, PT)
- Heart failure with reduced ejection fraction is associated with the highest visit-to-visit blood pressure variability in complicated arterial hypertension** P258  
E. Troitskaya, N. Kotovskaya, Y. Kotovskaya, Z. Kobalava (Moscow, RU)
- Early remodeling of left ventricle after heart valve surgery in patients with chronic heart failure (REVERSE-HF study)** P259  
G. Locorotondo, E. Fedele, C. Pierandrei, V. Melita, A. Masi, M. Massetti, F. Crea, L. Galiuto (Rome and Sassari, IT)
- High red cell distribution width is able to predict hospitalisation for heart failure in patients with coronary artery disease** P260  
A. Pratesi, F. Orso, E. Carrassi, R. Barucci, M.L. Di Meo, C. Ghiara, S. Parlapiano, A. Herbst, N. Marchionni, S. Baldasseroni (Florence, IT)
- Need for support for patients with chronic heart failure, the development and implementation of self management strategies at home- A qualitative research study in Switzerland** P261  
C. Blaeuer, R. Spirig, W. Schnepf (Basel and Zuerich, CH; Witten, DE)

**Advanced heart failure**

- The Impact of optimized care on heart transplant outcome in high-risk patients at Germanys First advanced Heart Failure Unit** P262  
P.W. Raake, R. Tschierschke, M. Kreusser, J. Beckendorf, L. Frankenstein, E. Giannitsis, A. Ruhparwar, M. Karck, H.A. Katus (Heidelberg, DE)
- Cardiac resynchronisation therapy in the treatment of end-stage inotrope-dependent class IV heart failure** P263  
S. Ouali, Y. Massoudi, S. Kacem, E. Boughzela (Sousse, TN)
- Percutaneous valve-in-valve implantation in tricuspid position as an alternative for very high surgical risk patients with refractory heart failure symptoms.** P264  
F.J. Irazusta Cordoba, O. Gonzalez Fernandez, S.O. Rosillo Rodriguez, A. Sanchez-Recalde, A.M. Iniesta Manjavacas, P. Meras Colunga, V. Rial Baston, D. Gemma, F. Gutierrez-Larraya, J.L. Lopez-Sendon (Madrid, ES)
- Feasibility of the first year post-heart-transplantation follow-up in a cardiology day hospital** P265  
I. Sousa Casasnovas, A. Ayesta-Lopez, E. Gomez-Gomez, P. Diez-Villanueva, A. Alonso-Garcia, M. Martinez-Selles, A. Villa Arranz, J. Fernandez-Yanez, E. Zatarain-Nicolas, F. Fernandez-Aviles (Madrid, ES)
- Clinical aspects of continuous intravenous morphine for palliative care in patients with advanced heart failure from experience with 55 cases** P266  
S. Oishi, W. Fujimoto, T. Miyata, Y. Taniguchi, Y. Yoshinori, H. Kawai (Himeji, JP)
- Tricuspid valve regurgitation after heart transplantation: does it really have a poor prognosis?** P267  
I.M. Esteve Ruiz, A. Grande-Trillo, D. Rangel-Sousa, E. Jimenez-Baena, A. Gonzalez-Garcia, E. Lage-Galle, M. Sobrino-Marquez (Sevilla, ES)



- The criterion of unfavorable postoperative period in patients with ischemic cardiomyopathy** P268  
V.M. Shipulin, M.O. Gulya, S.L. Andreev, K.F. Zavadovsky, E.A. Alexandrova, B.N. Kozlov (Tomsk, RU)
- Application of the new classification of primary graft failure in a contemporary heart transplantation series** P269  
I. Sousa Casanovas, A. Ayesta-Lopez, E. Gomez-Gomez, A. Alonso-Garcia, F. Diez-Delhoyo, P. Diez-Villanueva, M. Martinez-Selles, A. Villa Arranz, J. Fernandez-Yanez, F. Fernandez-Aviles (Madrid, ES)
- LVAD bridge to recovery** P270  
M. Alrefai, M. Refae (dammam, SA)

**Atrial fibrillation**

- Atrial fibrillation does not impair functional performance in patients with chronic stable heart failure.** P271  
R.B. Pharithi, E.E. Egom, A.A. Jago, S.M. Fay, A.M. Maher, S. Fall, C. Murphy, V. Maher (Dublin, IE)
- Ivabradine improves heart rate control and exercise tolerance in patients with heart failure with preserved ejection fraction and atrial fibrillation.** P272  
G. Caminiti, C. Fossati, D. Battaglia, G. Rosano, M. Volterrani (Rome, IT)
- Left atrial longitudinal strain for discrimination of thromboembolic risk in patients with atrial fibrillation** P273  
A.A. Shavarov, G.K. Kiyakbaev, A.A. Yusupov, V.S. Moiseev (Moscow, RU)
- Relationship between central blood pressure and left atrial remodeling in patients with diastolic heart failure** P274  
I.M. Balabanenko, A.A. Shavarov, G.K. Kiyakbaev (Moscow, RU)
- Conservative approach for patient in acute heart failure with cor triatriatum dexter and atrial fibrillation: a rare case report** P275  
S.M. Winata (Jakarta, ID)
- Impact of atrial fibrillation patterns in patients with acute decompensated heart failure** P276  
J.B. Augusto, M. Borges Santos, D. Roque, M. Silva, J. Castro, J. Sala, A. Faustino, M. Branco, F. Frade, C. Morais (Amadora and Cascais, PT)
- CHA2DS2-VASc scores and HAS-BLED score in patients with paroxysmal atrial fibrillation treated in the intensive internal care unit** P277  
D. Vranes, B. Dzudovic, L. Torbica, N. Ratkovic, A. Ristic, V. Milic, S. Obradovic (Belgrade, RS)
- Prevalence and incidence of atrial fibrillation in heart failure patients with either reduced or normal left ventricular ejection fraction** P278  
P. Pellicori, K. Kaur, A. Urbinati, P. Shah, T. Nikolaidou, J.F.G. Cleland, A.L. Clark (Hull, GB)
- Atrial fibrillation, cognitive impairment, frailty and disability in older heart failure patients.** P279  
G. Pulignano, S. Tolone, M.D. Tinti, D. Del Sindaco, A. Di Lenarda, G. Alunni, M. Senni, L. Tarantini, G. Cioffi, M. Uguccioni (Rome, Trieste, Perugia, Bergamo, Belluno and Trento, IT)
- Major bleeding among rivaroxaban users with nonvalvular atrial fibrillation and heart failure** P280  
W.F. Peacock, S. Tamayo, Z. Yuan, N.M. Sicignano, K. Hopf, M. Patel (Houston, Portsmouth, Titusville, Trevoise and Durham, US)

**Cardiomyopathy**

- Myocardial gene expression and cardiac remodeling in patients with myocarditis** P281  
 O. Moiseeva, A. Runov, M. Vonsky, D. Khaschevskaya, L. Mitrofanova (St.Petersburg, RU)
- Endomyocardial miR-133a levels correlate with immunohistological markers of inflammation, improved LV function and clinical outcome in patients with inflammatory cardiomyopathy** P282  
 C. Besler, D. Urban, S. Watzka, R. Kandolf, K. Klingel, H. Thiele, A. Linke, G. Schuler, V. Adams, P. Lurz (Leipzig, Tübingen and Lubeck, DE)
- Takotsubo cardiomyopathy with spontaneous left ventricular wall thickening** P283  
 H. Hayashi (Osaka, JP)
- The relation between subclinical left ventricular systolic dysfunction in type II egyptian diabetic patients and grade of diabetic retinopathy by 2D Global longitudinal strain.** P284  
 S. Bostan (Giza, EG)
- Is there a Marfan cardiomyopathy?** P285  
 M. Tavares Da Silva, M. Vasconcelos, A. Lebreiro, G. Pestana, R. Pinto, T. Pinho, A.J. Madureira, J. Almeida, M.J. Maciel (Porto, PT)
- Markers of takotsubo cardiomyopathy in clinical practice** P286  
 M. Budnik, J. Kochanowski, R. Piatkowski, K. Wojtera, M. Gaska, P. Glowacka, P. Karolczak, D. Ochijewicz, M. Peller, G. Opolski (Warsaw, PL)
- Clinical heterogeneity of left ventricular non-compaction patients** P287  
 A. Rocha, A. Sousa, T. Pinho, A. Madureira, F. Rocha Goncalves, E. Martins (Porto, PT)
- Differential impact of statin treatment on clinical outcomes between patients with or without ischemic cardiomyopathy** P288  
 J.Y. Cho, K.H. Kim, H.J. Yoon, S.S. Kim, D.H. Kim, S.C. Cho, Y. Ahn, M.H. Jeong, J.G. Cho, J.C. Park (Gwangju and Suncheon, KR)
- Factors associated to the occurrence of the burn out stage in patients with left ventricular noncompaction** P289  
 O. Azevedo, N. Marques, B. Marmelo, C. Gomes, K. Domingues, L. Reis, R. Santos, S. Leao, R. Faria, B. Picarra (Guimaraes, Faro, Viseu, Almada, Santarem, Coimbra, Penafiel, Vila Real and Evora, PT)
- Prevalence of myocardial infarction with normal coronary artery in patients with multiple sclerosis. a new type of diastolic heart failure** P290  
 E. Giallafos, P. Kokkotis, S. Katsanos, V. Haina, E. Andreadou, M. Anagnostouli, J. Parissis, K. Kilidireas, J. Lekakis, G. Filippatos (Athens, GR)
- Speed of recovery of left ventricular function is not related to the prognosis of takotsubo cardiomyopathy. A portuguese multicenter study.** P291  
 N. Marques, K. Domingues, C. Lourenco, R. Santos, C. Gomes, L. Abreu, L. Reis, B. Picarra, P. Magalhaes, O. Azevedo (Faro, Santarem, Coimbra, Penafiel, Almada, Viseu, Evora, Vila Real and Guimaraes, PT)
- The features of clinical course and echocardiographic parameters in patients with senile amyloidosis** P292  
 A.A. Poliakova, E.N. Semernin, A.N. Krutikov, K.L. Avagyan, V.G. Davydova, S.A. Pyko, D.E. Korzhevskii, M.M. Shavlovsky, A.Y.A. Gudkova (Saint-Petersburg, RU)

- Profile of cytokines th1, th2 and th17 in patients with chronic chagas disease and systemic arterial hypertension** P293  
 R. Bestetti, R. Dellalibera-Joviliano, R. Furlan-Daniel, G. Lopes, L. Santos, K. Lopes, D. Batista (Ribeirao Preto and Piumhi, BR)
- Race differences in timing of presentation in 1137 peripartum cardiomyopathy patients compared with 2.1 million delivering mothers without peripartum cardiomyopathy** P294  
 D.P. Kao, E.T. Gamabahaya (Denver, US; Harare, ZW)
- Prevalence of left ventricular systolic dysfunction in a portuguese population of left ventricular non-compaction cardiomyopathy - A multicentre study** P295  
 L. Reis, J. Guedes, K. Domingues, H. Antunes, A. Almeida, B. Picarra, P. Magalhaes, R. Faria, R. Santos, O. Azevedo (Coimbra, Faro, Santarem, Viseu, Almada, Evora, Vila Real, Guimaraes and Penafiel, PT)
- Post-myocarditic dilated cardiomyopathy: characterization and long-term prognosis** P296  
 M. Merlo, M. Anzini, R. Bussani, J. Artico, G. Barbati, D. Stolfo, M. Muca, A. Di Lenarda, B. Pinamonti, G. Sinagra (Trieste, IT)
- Predictors of ventricular tachyarrhythmias in patients with dilated cardiomyopathy** P297  
 T. Vaikhanskaya, T.V. Kurushka, T.M. Kaptsiukh, A.V. Frolov (Minsk, BY)
- Genotype-phenotype correlations: association between mutation status and left ventricular reverse remodeling in idiopathic dilated cardiomyopathy** P298  
 M. Dal Ferro, D. Stolfo, M. Merlo, M. Gigli, A. Altinier, A. Pivetta, F. Brun, A. Di Lenarda, L. Mestroni, G. Sinagra (Trieste, IT; Denver, US)
- Natural history and prognostic factors in dilated cardiomyopathy** P299  
 A. Sousa, P. Canedo, B. Moura, S. Amorim, A.R. Almeida, A. Belo, F. Rocha Goncalves, J. Silva Cardoso, J.C. Machado, E. Martins (Porto and Lisbon, PT)
- Retrospective assessment of immunosuppressive agents in virus-negative inflammatory cardiomyopathy: a long-term survival analysis** P300  
 J.J. Merken, M. Hazebroek, P. Van Paassen, V. Van Empel, C. Knackstedt, H.P. Brunner - La Rocca, P. Hoermann, C. Ensinger, G. Poelzl, S.R.B. Heymans (Maastricht, NL; Innsbruck, AT)
- A new predictor of outcome in non-infiltrative dilated cardiomyopathy: the presence of low voltage qrs in both limb and chest leads** P301  
 E. Hatzinikolaou-Kotsakou, M. Kotsakou, M. Konstantinidou, E. Reppas, P. Latsios, G. Moschos, T.H. Belevsliis (Thessaloniki, GR)
- Linear and cubic measurement of left atrial size are equally predictors of atrial fibrillation development in patients with hypertrophic cardiomyopathy.** P302  
 A. Giamundo, G. Cancellio, A. Rapacciuolo, F. Musella, G. Savarese, T. Strisciuglio, E. Stabile, R. Izzo, B. Trimarco, M.A. Losi (Naples, IT)
- Impact of gender on heart failure development in nonobstructive hypertrophic cardiomyopathy** P303  
 S.-H. Shin, S.-D. Park, S.-W. Kwon, S.-I. Woo, D.H. Kim, K.S. Park, J. Kwan (Incheon, KR)
- Association of NT-proBNP level with disturbance of microcirculation and intracardiac hemodynamic parameters in hypertrophic cardiomyopathy patients with heart failure with preserved ejection fraction** P304  
 G.A. Shakaryants, M.V. Kozhevnikova, A.A. Shchendrygina, V.Y.U. Kaplunova, M.I. Tishman, E.V. Privalova, Y.U.N. Belenkov, N.V. Khabarova (Moscow, RU)

**Sudden cardiac death in hypertrophic cardiomyopathy: can perfusion defects improve risk stratification?**

A.R. Godinho, M. Vasconcelos, V. Araujo, J.S. Cardoso, M.J. Maciel (Porto, PT)

P305

**Comorbidities**

**Recording of clinical characteristics of hospitalized patients due to heart failure and comparison between age groups with emphasis to the elderly**

E. Foukarakis, E. Rogdakis, E. Lamprogiannakis, M. Pitarokoilis, G. Garidas, P. Kafarakis, S. Xatzakis, T.H. Dermitzaki, I. Anastasiou, A. Dermitzakis (Iraklion Crete, GR)

P306

**Azilsartan medoxomil improves central and brachial 24-h ambulatory blood pressure control in diabetic hypertensive patients**

E. Starostina, Y. Kotovskaya, Z. Kobalava (Moscow, RU)

P307

**Clinical implications of coronary artery disease after transcatheter aortic valve implantation in patients with severe aortic stenosis.**

E. Munoz-Garcia, M. Munoz-Garcia, A.J. Munoz Garcia, A.J. Dominguez-Franco, M.F. Jimenez-Navarro, J.H. Alonso-Briales, J.M. Garcia-Pinilla, J.J. Gomez-Doblas, J.M. Hernandez-Garcia, E. De Teresa-Galvan (Malaga and Jaén, ES)

P308

**Cerebrovascular and other concomitant diseases in female and male patients with heart failure-results from CRO-HF Registry**

D. Glavas, D. Milicic, B. Jurcevic Zidar, K. Novak, S. Polic (Split and Zagreb, HR)

P309

**Diabetes in recipients after heart transplantation**

M. Simonenko, Y. Sazonova, P. Fedotov, V. Rubinchik, A. Berezina, N. Gussaova, M. Sitnikova, G. Nikolaeov, M. Gordeev, M. Karpenko (Saint-Petersburg, RU)

P310

**Hyponatremia in heart failure: clinical correlations and prognosis**

C.C. Diaconu, D. Popescu, L.A. Balaceanu (Bucharest, RO)

P311

**Prevalence and prognosis of different patterns of cardiohepatic syndrome in acute decompensated heart failure**

A. Soloveva, S. Villevalde, Z. Kobalava (Moscow, RU)

P312

**Impact of malnutrition on long-term mortality in outpatients with chronic heart failure.**

J.L. Bonilla Palomas, A.L. Gamez Lopez, M. Moreno Conde, M.C. Lopez Ibanez, E. Ramiro Ortega, P. Castellano Garcia, Y. Pimentel Quezada, A.L. Villar Ruez (Úbeda, ES)

P313

**Erectile dysfunction in patients with heart failure, a matter of ejection fraction?**

P. Meras Colunga, O. Gonzalez, V. Rial, F.J. Irazusta, R. Dalmau, A. Castro, A.M. Iniesta, C. Alvarez, R. Mori, J.L. Lopez-Sendon (Madrid, ES)

P314

**Validity of an algorithm in implantable devices for the diagnosis of sleep-disordered breathing in heart failure**

S. Pearse, M.R. Cowie, R. Sharma, M. Polkey, A. Vazir (London, GB)

P315

**Sleep-disordered breathing is associated with impaired cardiac sympathetic innervation and incrementally predicts prognosis in heart failure patients**

S. Paolillo, O. Scala, R. Formisano, T. Pellegrino, G. Rengo, P. Gargiulo, D. Leosco, B. Trimarco, A. Cuocolo, P. Perrone-Filardi (Naples and Sesto San Giovanni, IT)

P316

**Chronic heart failure in diabetic patients with low extremity artery disease with/without anemia**

E. Shalaeva, B. Janabaev, B. Babadjanov, Q. Matmurotov, N. Dadabaeva, A. Shalaeva (Tashkent, UZ)

P318

- Use of two-dimensional "2D" stain imaging for early detection of iron overload cardiomyopathy in polytransfused patients.** P319  
F. Mroua, T. Faten, I. Frikha, R. Hammami, S. Charfeddine, S. Ben Kahla, M. Elloumi, L. Abid, S. Kammoun (Sfax, TN)
- Iron deficiency and risk of early readmission after an admission for acute heart failure.** P320  
I. Cardells Beltran, J. Nunez Villota, G. Minana, S. Garcia Blas, E. Santas Olmeda, E. Valero, J. Sanchis, F.J. Chorro, D. Escribano, A. Paya (Valencia, ES)
- Assessment of myocardial iron in heart failure before and after correction of functional iron deficiency by intravenous iron therapy with ferric carboxymaltose using cardiac magnetic resonance imaging** P321  
A. Sandek, M. Valentova, P. Freyhardt, N. Scherbakov, N. Ebner, T. Bekfani, S. Von Haehling, W. Doehner, B. Hamm, S.D. Anker (Göttingen, Berlin and Jena, DE)
- Iron status in patients with heart failure with reduced ejection fraction with ischaemic versus non-ischaemic aetiology.** P322  
M. Drozd, M. Kasztura, P. Rozentryt, J. Nowak, L. Polonski, J. Malyszko, E. Koc-Zorawksa, W. Banasiak, P. Ponikowski, E.A. Jankowska (Wroclaw, Zabrze and Bialystok, PL)
- Cardiorenal relations in patients with septic conditions** P323  
T.S. Getiya, E.O. Kotova, V.L. Filatov, G.K. Kiyakbaev, V.S. Moiseev (Moscow, RU)
- Circadian blood pressure profile in patients with ischemic chronic heart failure with renal dysfunction** P324  
D. Lashkul, V.D. Syvolap (Zaporizhzhya, UA)
- Validated-internally kidney protection program (vkpp) scoring system as a predictor of worsening renal function among hospitalized acute decompensated heart failure patients** P325  
V. Suranggayudha, P. Yamin, N. Hersunarti, D. Tobing, R. Soerarmo, B. Siswanto (Jakarta, ID)
- Short-term rosuvastatin therapy reduced risk of contrast-induced acute kidney injury in patients with delayed percutaneous coronary intervention** P326  
A. Gaskina, S. Villevalde, Z. Kobalava (Moscow, RU)
- Incidence and outcomes of contrast-induced acute kidney injury in patients with elective percutaneous intervention** P327  
A. Gaskina, S. Villevalde, A. Milto, Z. Kobalava (Moscow, RU)
- Hemodynamic predictors of plasma NGAL concentrations and its response to intervention** P328  
L. Goldraich, D.Z.I. Cherney, J.D. Parker (Toronto, CA)
- Demographic and clinical outcomes of patients admitted for acute decompensated heart failure (adhf) with worsening renal function(wrf) in a district general hospital in malaysia** P329  
W. Tiau, A. Mark, C.M. Ang, S.X. Foo, S. Shahrani, A. Zainal, R. Yusoff, R. Abdullah (Temerloh, MY)
- In patients with CHF creatinine-based measures of GFR in response to acute intervention are directionally opposite to those obtained with inulin and cystatin-c** P330  
L. Goldraich, D.Z.I. Cherney, J.D. Parker (Toronto, CA)
- The role of urinary NGAL in acute heart failure** P331  
M. Dankova, T. Pazmanova, V. Hricak, B. Zitny, J. Gergel, P. Pontuch (Bratislava, SK)

- Cancer treatment-related left ventricular dysfunction: retrospective evaluation of a small group of patient treated with ivabradine** P332  
M. Sarocchi, V. Sicbaldi, E. Arboscello, A. Bellodi, P. Ghione, F. Gualandi, C. Bighin, R. Murialdo, C. Brunelli, P. Spallarossa (Genoa, IT)
- Echocardiographic indicators of left and right ventricular diastolic dysfunction in cancer patients complaining of an excessive fatigue** P333  
M. Zechowicz (Olsztyn, PL)
- Wasting is not an independent risk factor of mortality in chronic heart failure patients with type 2 diabetes mellitus** P334  
J.T. Niedziela, B. Hudzik, N. Niedziela, P. Rozentryt, J. Nowak, A. Ociessa, M. Gasior (Katowice, PL)
- Effect of trimetazidine on exercise capacity and muscle strength in patients with HFrEF** P335  
G. Caminiti, G. Marazzi, F. Iellamo, M. Volterrani, G.M.C. Rosano (Rome, IT)
- Breast cancer chemotherapy-induced cardiotoxicity; a 10-year observation.** P336  
J.S.S. Singh, B. Soujeri, S. Chew, S. Hawkey, M. Ferguson, C.C. Lang (Dundee, GB)

**Valvular heart disease (diagnosis, management and interventional therapies)**

- Comparing one-year change in symptoms in operated versus non-operated patients with severe aortic valve stenosis** P337  
A.I. Hussain, A.A. Aunesen, L.I. Gullestad, K.I.P. Pettersen (Oslo, NO)
- Utility of biomarkers in evaluating the success of percutaneous mitral commissurotomy in patients with severe rheumatismal mitral stenosis** P338  
M.F. Seronde, A.C. Mogenet, B. lung, A. Mebazaa, N. Meneveau (Besancon and Paris, FR)
- Determinants of one-year survival in infective endocarditis** P339  
H. Nascimento, M. Braga, L. Flores, V. Ribeiro, F. Melao, P. Dias, M.J. Maciel, P. Bettencourt (Porto, PT)
- Echocardiographic score, survival and event free-survival after mitral balloon valvuloplasty. follow-up of 25 years.** P340  
I.P. Borges, E.C.S. Peixoto, R.T.S. Peixoto, R.T.S. Peixoto, A.A.B. Aragao, V.F. Marcolla (Rio de Janeiro, BR)
- Tricuspid annuloplasty: a ring or not?** P341  
S. Charfeddine, R. Hammami, F. Triki, M. Jabeur, L. Abid, S. Kammoun, S. Elleuch, I. Souissi, I. Frikha (Sfax, TN)
- The association between hs-CRP, hs-TnT and NT-proBNP, and all-cause mortality in operated versus non-operated patients with severe aortic valve stenosis.** P342  
A. Auensen, A.I. Hussain, K.I. Pettersen, T. Ueland, L. Gullestad (Oslo, NO)
- Mitraclip percutaneous mitral valve repair, results in clinically-unstable heart failure patients** P343  
A. Manovel Sanchez, A. Lopez Suarez, R. Cardenal Piris, M. Marquez Fernandez, J.F. Diaz Fernandez (Huelva, ES)
- Functional improvement analysis 1 year after per-cutaneous mitral valve repair** P344  
Y. Topilsky, N.G. Nickenig, V.A. Vahanian, B.S. Baldus, A.O. Alfieri, C.A. Colombo, K.H. Kuck, M.S. Maisano (Tel Aviv, IL; Bonn, Cologne and Hamburg, DE; Paris, FR; Milan, IT; Zurich, CH)

- Timing and mid-term outcomes for valve replacement in adult patients with pulmonary regurgitation following right ventricular outflow tract reparative surgery - Single center experience** P345  
 P. Pinto-Teixeira, A. Agapito, L. Sousa, J. Oliveira, L. Branco, R. Rodrigues, J. Martins, F. Pinto, J. Fragata, R. Ferreira (Lisbon, PT)
- The improvement of right ventricular function following percutaneous mitral valve repair using MitraClip system: a two-dimensional speckle-tracking study** P346  
 O.M. Galuszka, S. Rutschow, M. Gross, U. Rauch, U. Landmesser, M. Kasner (Berlin, DE)
- Effectiveness of transcatheter aortic valve implantation in patients with pure native aortic valve regurgitation** P347  
 E. Munoz-Garcia, M. Munoz-Garcia, A.J. Munoz Garcia, A.J. Dominguez-Franco, J.M. Garcia-Pinilla, J.J. Gomez-Doblas, M.F. Jimenez-Navarro, J.H. Alonso-Briales, J.M. Hernandez-Garcia, E. De Teresa-Galvan (Malaga and Jaén, ES)

**Devices / CRT / ICD**

- Comparison of transcatheter aortic valve implantation versus surgical aortic valve replacement and medical treatment: A systematic review and meta-analysis** P348  
 A. Ak, I. Porokhovnikov, F. Kuethe, M. Noutsias, P. Schlattmann (Jena and Herzberg am Harz, DE)
- Outcome predictors in ICD patients with ischemic left-ventricular dysfunction** P349  
 H. Nascimento, M. Braga, V. Ribeiro, F. Melao, S.M. Oliveira, M. Vasconcelos, P. Dias, C. Frutuoso, M.J. Maciel (Porto, PT)
- Effect of left ventricular assist device placement on preexisting implantable cardioverter-defibrillator leads** P350  
 A. Gkouziouta, D. Miliopoulos, A. Kostopoulou, G. Poulos, T.H. Maounis, E. Livanis, G. Theodorakis, L. Louca, N. Kogerakis, S. Adamopoulos (Athens, GR)
- Non-invasive hemodynamic assessment in LVAD patients: validation of a bed-side echocardiographic approach.** P351  
 F. Giordana, S. Frea, S. Pidello, V. Bovolò, A. Galluzzo, S. Bergerone, A. Baronetto, P. Centofanti, M. Rinaldi, F. Gaita (Turin, IT)
- The role of left ventricular assist device therapy for patients with end-stage heart failure - serbian experience** P352  
 E. Nestorovic, N. Milic, S. Putnik, D. Terzic, M. Ristic (Belgrade, RS)
- Can a preoperative management checklist improve outcome after LVAD implantation?** P353  
 V. Bovolò, S. Frea, S. Pidello, A. Galluzzo, S. Bergerone, A. Baronetto, P. Centofanti, M. Rinaldi, F. Gaita (Turin, IT)
- Veno-arterial ECMO in terminal cardiogenic shock; lactate role as prognostic factor** P354  
 E. Hiso, E. Rossi, L. Brugnaro, M. Perazzolo Marra, G. Tarantini, T. Bottio, L. Babuin, G. Gerosa, S. Iliceto, L. Cacciavillani (Padua, IT)
- Early postoperative outcomes in patients undergoing heart transplantation with pulsatile ventricular assist device as bridge to transplantation** P355  
 F.J. Hernandez Perez, N. Jaramillo-Catan, M. Gomez-Bueno, J. Segovia-Cubero, S. Serrano, C. Garcia-Montero, A. Forteza, J. Alvarez, A. Gonzalez, L. Alonso-Pulpon (Madrid, ES)
- Copeptin in heart failure, post left ventricular assist device and post heart transplantation** P356  
 S. Zabarovskaja, C. Hage, A. Gabrielsen, L. Mellbin, L.H. Lund (Stockholm, SE)

- Clinical experience in advanced HF patients implanted with an extra-aortic counterpulsation device (EACD)** P357  
L.W. Miller, H. Ince, H. Antretter, L. Bruch, C. Schlensak, M. Weyand, D. Bujnoch, J. Schmitto, A.R. Simon, H. Hotz (Tampa, US; Berlin, Tubingen, Erlangen and Hannover, DE; Innsbruck, AT; Middlesex, GB)
- Right - left ventricular interdependence in patients supported by extracorporeal life support: an echocardiographic study** P358  
J. Caudron, J. Caudron, N. Aissaoui, A. Combes, P. Leprince, E. Puymirat, J.-Y. Fagon, B. Diebold (Paris, FR)
- Patient engagement with a novel e-counselling program for heart failure predicts therapeutic change in self-care and quality of life outcomes** P359  
R.P. Nolan, H. Ross, B.D. antono, M. White, S. Chan, M. Toma, M. Farkouh, M. Mcdonald, A. Payne, S. Liu (Toronto, Montreal and Vancouver, CA)
- Telemonitoring and teleconsultation in the management of patients with chronic heart failure or chronic obstructive pulmonary disease (progetto Telescopico)** P360  
L. De Gennaro, V. Donadeo, G. Bulzis, G. Ricci, G. Citarelli, M. Resta, N.D. Brunetti, P. Caldarola (Bari and Foggia, IT)
- Implementation of telemonitoring with daily measurements of the pulmonary artery pressure (PAP) in advanced systolic heart failure: first experience with the PAP-sensor** P361  
E. Herrmann, B. Luu, A. Ecke, S. Fichtlscherer, S. Hohnloser, A.M. Zeiher, B. Assmus (Frankfurt am Main, DE)
- Telemonitoring favours health-related quality of life in patients with chronic heart failure: a randomised controlled longitudinal study** P362  
G. Giamouzis, D. Mastrogiannis, A. Chroub-Papavaiau, G. Karayannis, K. Koutrakis, G. Dafoulas, P. Stafylas, J. Skoularigis, F. Triposkiadis (Larissa, Athens and Thessaloniki, GR; London, GB)
- Evaluation of the effect of cardiac resynchronization therapy on left ventricular function in patients with chronic heart failure** P363  
M. Mohamed Fathy Mohamed Abdalhakim Gomaa, M. Nawar, E. Elsharkawy, M. Loutfy (Alexandria, EG)
- Mitral valve coaptation depth as an independent predictor of response to CRT** P364  
R. Babukov, V. Bazilev, F. Bartosh, R. Marchenko (Penza, RU)
- The old dilemma revisited: which patient will more likely respond to cardiac resynchronisation therapy? Retrospective identification of the baseline factors influencing short and long term outcome.** P365  
A. Fontana, A. Vincenzi, A. Ciro', G. De Vito, A. Vincenti, G. Trocino, F. Achilli (Monza, IT)
- Multi-centre asian data on risk factors for non-response to cardiac resynchronisation therapy** P366  
K.H. Mok, S.Y. Cheng, C.G. Foo, P.L. Chia, V.H. Tan, W.S. Teo, C.K. Ching, C.K. Wong, K.K.I. Chung (Singapore, SG)
- Factors affecting cardiac resynchronisation therapy and defibrillator (CRT.D. response in heart failure: a retrospective study.** P367  
G. Di Stolfo, S. Mastroianno, C. Centra, G. De Luca, C.D. arienzo, R. Massaro, A. Facciorusso, A. Russo, R. Fanelli, D.R. Potenza (San Giovanni Rotondo, IT)



- Responders and quadripolar lead in cardiac resynchronization therapy - ResQ-CRT: prospective study on quadripolar pacing, preliminary results** P368  
 A. Vado, M. Giammaria, P. Notarstefano, A. Mazza, T. Giovannini, G. Senatore, M. Giuggia, V. Zaca', F. Rametta, F. Pizzetti (Cuneo, Turin, Arezzo, Rivoli, Prato, Ivrea, Ciriè, Turin, Siena, Vercelli and Casale Monferrato, IT)
- Middle-term stability of epicardial left ventricular electrodes for cardiac resynchronization therapy** P369  
 M. Fedorco, A. Bulava, M. Taborsky, P. Santavy, A. Mokracek, V. Lonsky, L. Dusek (Olomouc, Ceske Budejovice and Brno, CZ)

**Haemodynamics / Coronary and peripheral circulation**

- Prognostic relevance of pulmonary haemodynamic response to exercise in patients with chronic left heart failure** P370  
 A. Rieth, M.J. Richter, H. Gall, W. Seeger, H.A. Ghofrani, V. Mitrovic, C.W. Hamm (Bad Nauheim and Giessen, DE)
- Exercise hemodynamics in relation to cardiac amyloid deposit burden** P371  
 T.S. Clemmensen, H. Moelgaard, H. Eiskjaer, J. Soerensen, L.P. Tolbod, H. Harms, S.H. Poulsen (Aarhus, DK)
- Absolute cerebral oximetry in different types of syncope during head-up tilt test in adults** P372  
 E. Bachus, H. Holm, M. Magnusson, R. Sutton, O. Melander, A. Fedorowski (Malmo, SE; London, GB)
- Uncovering the timeline of cardiogenic shock** P373  
 A. Correia, R. Rodrigues, B. Silva, M. Neto, J. Monteiro, D. Pereira (Funchal, PT)
- Natural history of vessel remodeling in heart transplant recipients - an IVUS substudy with long term follow up** P374  
 A. Gkouziouta, K. Goto, A. Maehara, G.S. Mintz, G.S. Karavolias, E. Leontiadis, V. Voudris, S. Adamopoulos, J. Iakovou (Athens, GR; New York, US)
- Inferior vena cava diameter predicts renal function and outcomes in patients with heart failure.** P375  
 J.S.S. Singh, A.H.M. Iqbal, B. Soujeri, S. Hawkey, D. Levin, C.C. Lang (Dundee, GB)
- Congenital arterio-venous and arterio-systemic coronary artery fistulae - prevalence and clinical significance in patients undergoing coronary intervention** P376  
 B. Schneider, K. Peters, J. Stein (Luebeck, DE)
- Primary percutaneous coronary intervention in diabetic patients with acute myocardial infarction** P377  
 I.P. Borges, R.T.S. Peixoto, R.T.S. Peixoto, R.T.S. Peixoto, A.A.B. Aragao, V.F. Marcolla (Rio de Janeiro, BR)
- Management of ST-elevation myocardial infarction according to European guidelines in a university hospital in Tunisia: Results of RESCAS registry** P378  
 T. Ellouze, T. Faten, C. Hamza, R. Hammami, S. Ben Kahla, S. Mallek, D. Abid, S. Kammoun (Sfax, TN)
- Endothelium dysfunction as pathogenetic factor of labile arterial hypertension at children with vegetative nervous system disturbances** P379  
 M. Maksimovich (Grodno, BY)

**Primary percutaneous coronary intervention in women with acute myocardial infarction** P380  
I.P. Borges, R.T.S. Peixoto, E.C.S. Peixoto, A.A.B. Aragao, V.F. Marcolla (Rio de Janeiro, BR)

## Metabolism / Diabetes mellitus / Obesity

**Lipid profile in acute coronary syndrome: does age matter?** P381

J.G. Goncalves Pereira, H. Antunes, L. Abreu, A. Delgado, B. Marmelo, L. Goncalves, D. Moreira, L. Ferreira Dos Santos, J. Costa Cabral (Viseu, PT)

**Effect of glycaemic status on left ventricular diastolic function detected by pulsed tissue doppler imaging in type 2 diabetes patients** P383

M. Eldeib, M. Mokarrab, K. Marghany, A. Motawea (Cairo, EG)

**Diabetes in cardiac rehabilitation programs: how does it influence outcomes in patients with systolic dysfunction?** P384

V. Rial Baston, R. Dalmau Gonzalez-Gallarza, A. Castro Conde, F.J. Irazusta Cordoba, P. Meras Colunga, O. Gonzalez Fernandez, A.M. Iniesta Manjavacas, I. Ponz De Antonio, R. Mori Junco, J.L. Lopez-Sendon (Madrid, ES)

**Heart failure following acute st-elevation myocardial infarction: prognostic role of hyperglycemia, cardiotrophin-I and galectin-3 plasma levels** P385

L. Malinova, T. Povarova, R. Podbolotov, T. Denisova (Saratov, RU)

**Nutritional indices, weight change, and mortality in heart failure: the nutritionDay survey analysis** P386

M. Lainscak, S. Anker, J. Farkas, M. Themessl-Huber, A. Laviano, M. Hiesmayr, K. Schindler (Celje and Ljubljana, SI; Gottingen, DE; Vienna, AT; Rome, IT)

**Diabetes in chronic heart failure patients: the road to hell is sweet** P387

C.C. Diaconu, Z. Abdul Rehman, A. Nastasa, L.A. Balaceanu (Bucharest, RO)

**Blood glucose levels increase significantly across higher NYHA functional class categories in patients with chronic heart failure: results from TREAT HF** P388

S. Eraslan, H. Kaya, Y. Cavusoglu (Eskisehir and Sivas, TR)

## Disease management programmes

**Experience in a cardiac rehabilitation unit with heart failure patients.** P389

P. Meras Colunga, O. Gonzalez, F.J. Irazusta, V. Rial, R. Dalmau, A. Castro, A.M. Iniesta, J.L. Lopez-Sendon (Madrid, ES)

**Day-care heart failure unit - a missing link in the management of refractory heart failure** P390

M. Gasior, J.T. Niedziela, J. Sikora, P. Rozentryt, M. Hawranek, G. Slonka, J. Nowak, B. Szygula-Jurkiewicz, M. Zembala, L. Polonski (Katowice, PL)

**Multidisciplinary telehealth program for patients affected by chronic heart failure and chronic obstructive pulmonary disease.** P391

S. Scalvini, P. Bernocchi, D. Baratti, T. Gatti, M. Paneroni, M.T. La Rovere, M. Volterrani, M. Vitacca (Lumezzane, Montescano, PV and Rome, IT)

**The impact of a comprehensive acute heart failure service on clinical outcomes** P392

Y. Ismail, H. Lightfoot, H. Beswick, J. Tagney, A.K. Nightingale (Bristol, GB)

- Distribution and organization of heart failure outpatient clinics in Italy: preliminary data from the national working group survey** P393  
I. Battistoni, D. Pini, R. De Maria, M. Iacoviello, A. Mortara, A. Navazio, M. Gabriele, N. Aspromonte, A. Di Lenarda, M.M. Gulizia (Florence, IT)
- The Italian heart failure care network guidance document** P394  
R. De Maria, A. Mortara, I. Battistoni, M. Iacoviello, A. Navazio, D. Pini, M. Gabriele, N. Aspromonte, A. Di Lenarda, M.M. Gulizia (Florence, IT)
- Effect of extended follow up in a specialized heart failure clinic on health related quality of life: northstar quality of life substudy** P395  
M. Schou, L. Videbaek, P.H. Hildebrandt, C.D. Tuxen, F. Gaborit, C. Madelaire, G. Gislason, L. Kober, J.E. Moller, F. Gustafsson (Herlev, Odense, Frederiksberg and Copenhagen, DK)
- Effect of successful treatment and non-pharmacological disease management program on severity of anxiety and depression symptoms in congestive heart failure patients.** P396  
J.L. Begrambekova, M.Y. Drobizhev, V.Y. Mareev (Moscow, RU)

**Heart failure imaging**

- Right ventricular inflow tissue doppler time intervals in patients with left heart failure** P397  
M. Tsverava, D.M. Tsverava, E. Khurtsidse (Tbilisi, GE)
- Cardiovascular remodeling in patients with essential hypertension and concomitant type 2 diabetes depending on polymorphism of agtr1 gene** P398  
A. Shalimova, A. Belovol, L. Bobronnikova, M. Kochueva, A. Linskaya (Kharkiv, UA)
- Evaluation of left and right ventricular systolic and diastolic function with tissue doppler, strain echocardiography imaging and myocardial performans Ttei ) index** P399  
A.S. Ertugrul, D.R. Mutlu H (Istanbul, TR)
- What is the best method to measure the left atrium in hypertrophic cardiomyopathy** P400  
P.J. Gomes Dinis, R. Teixeira, L. Reis, M. Madeira, J. Silva, A. Botelho, M.C. Cachulo, L. Goncalves (Coimbra, PT)
- Apical vs non-apical HCM: myocardial deformation assessment using 3D wall motion tracking** P401  
A. Pereira, N. Moreno, L. Marques, R. Pontes Dos Santos, H. Guedes, D. Seabra, J. Azevedo, P. Pinto (Penafiel, PT)
- Global longitudinal strain to identify patients with LVEF <35% and LVEF <30%** P402  
M. Krisper, C. Koehncke, F. Escher, U. Primessnig, B. Kossmann, B. Pieske, C. Tschoepe, D. Morris (Berlin, DE)
- Difference in prognostic impact of E to E prime ratio between decreased and preserved left ventricular function in patients with acute decompensated heart failure** P403  
S.Y. Jang, D.H. Yang, N.G. Kim, C.Y. Kim, J. Son, M.H. Bae, J.H. Lee, H.S. Park, Y. Cho, S.C. Chae (Daegu, KR)
- Radial deformation of the left ventricular myocardium in patients with STEMI with different outcomes of revascularization as a stabilizing factor of systolic function of the heart** P404  
V. Oleinikov, V. Galimskaya, E. Romenovskaya, Y. Tomashevskaya, N. Burko (Penza, RU)
- New insights from 2D speckle-tracking echocardiography analysis in chronic heart failure.** P405  
L. Rossi, A. Malagoli, A. Zanni, C. Sticozzi, M. Piepoli, G. Villani (Piacenza, IT)

- Prognostic relevance of the pulmonary artery diameter in relation to the ascending aorta** P406  
A. Kammerlander, S. Aschauer, C. Zotter-Tufaro, F. Duca, M.L. Schwaiger, D. Dalos, M. Schneider, B.A. Marzluft, D. Bonderman, J. Mascherbauer (Vienna, AT)
- Myocardial remodelling and fibrosis in nonischaemic dilated cardiomyopathy: insights from cardiovascular magnetic resonance** P407  
A. Barison, A. Ortalda, G. Todiere, C. Grigoratos, S. Chiappino, G. Vergaro, G. Mirizzi, G.D. Aquaro, C. Passino, M. Emdin (Pisa and Milan, IT)
- Prognostic value of left ventricular dyssynchrony and diastolic dysfunction assessed by ECG-gated Tc-99m tetrofosmin SPECT with phase analysis in patients with chronic kidney disease and narrow QRS.** P408  
H. Aoki (Ishikawa, JP)

**Biomarkers**

- The significance of serial changes of high sensitivity cardiac troponin I in coronary vs. non-coronary disease** P409  
I. Prkacin, P.D. Pocanic, D. Mileta, D. Balenovic, I. Horvat, M. Mircic, M. Opasic, A. Mehmedovic, A. Radeljak, S. Perkov (Zagreb and Sisak, HR)
- HSP70-molecular marker of cardioprotection in ischemic heart disease patients in physical rehabilitation** P410  
N. Lyamina, S. Lyamina, E. Kotelnikova, E. Karpova, V. Senvhikhin, T. Lipchanskaya, E. Bizyaeva (Saratov and Moscow, RU)
- Galactin 3 and chagas cardiomyopathy: relationship of this myocardial fibrosis marker with myocardial deformation measured by speckle tracking in patients with chagas disease.** P411  
L.E. Echeverria, L.S. Calvo-Betancourt, Z.M. Roa-Diaz, L.Z. Rojas-Sanchez, R.L. Campo-Torrenegra, M.C. Villamizar, A.M. Redondo-Gelvez, A.M. Torres-Bustamante (Floridablanca, CO)
- Serial changes and associated clinical variables of cardiac troponin release in patients with acute heart failure syndrome** P412  
Y. Cavusoglu, E. Gencer, S. Eraslan, F. Mutlu, B. Morrad (Eskisehir, TR)
- Decreased miR-1 expression is associated with ventricular tachyarrhythmia in patients with post-myocardial infarction heart failure** P413  
M. Tomaniak, G. Sygitowicz, K.J. Filipiak, O. Blaszczyk, L. Koltowski, D. Ochijewicz, D. Sittkiewicz (Warsaw, PL)
- Use of biomarkers in the prognostic stratification of elderly patients with chronic advanced heart failure** P414  
G. Malfatto, A. Villani, F. Mariani, B. Ortis, V. Guida, L. Pasciuti, G. Parati (Milan and Trieste, IT)
- Test-retest-reliability of measurement of circulating endothelial and endothelial progenitor cells in peripheral blood in patients with heart failure, diabetic nephropathy and arterial hypertension** P415  
J. Wagner, M. Farinacci, S. Beckmann, S. Litmeier, F. Weisrock, M. Fritschka, S. Radenovic, E. Tahirovic, W. Dinh, H.D. Duengen (Berlin and Wuppertal, DE)
- Association of plasma fisher ratio with left ventricular function in patients with idiopathic dilated cardiomyopathy** P416  
M. Wakasa, H. Aoki, Y. Kawai, K. Fujibayashi, K. Kajinami (Ishikawa, JP)

- The role of postoperative measurement of cystatin C and NGAL in early detection of acute kidney injury after heart transplantation** P417  
L. Hoskova, J. Franekova, I. Malek, J. Kautzner, A. Jabor, O. Viklicky, V. Melenovsky (Prague, CZ)
- Effects of a cardiac rehabilitation program on plasma cardiac biomarkers in patients with chronic heart failure** P418  
G. Billebeau, N. Vodovar, M. Sadoune, J.M. Launay, F. Beauvais, A. Cohen-Solal (Paris, FR)
- Role of oxidized low-density lipoprotein in the development of adverse events in patients with Non-ST-elevation acute coronary syndrome** P419  
E.A. Schmidt, S.A. Berns, O.L. Barbarash (Kemerovo, RU)
- Red blood cell distribution width longitudinal changes in acute heart failure patients: a prospective study** P420  
A. Xanthopoulos, J. Skoularigis, E. Paraskevopoulou, P. Paraskevopoulou, S. Patsilidakos, G. Giamouzis, F. Triposkiadis (Larissa and Athens, GR)
- Association of putative biomarkers with polymorphisms of ACEI and NOS3 in hypertension and heart failure** P421  
L.F. De Menezes Falcao, A. Matos, A. Gil, A. Pereira Da Silva, T. Sequeira, J. Ferreira, I. Pinheiro, M. Bicho (Lisbon, PT)
- ST2 is an independent predictor of all-cause hospitalization in elderly patients.** P422  
F. Thormark-Frost, M. Olofsson, A.C. Bergman, A. Larbol, K. Boman (Stockholm and Umeå, SE)
- Significance of copeptin concentration in acute decompensated heart failure patients long-term risk stratification** P423  
V.N. Protasov, A.A. Skvortsov, O.Y. Narusov, D. Koshkina, T.V. Kuznetcova, V.P. Masenko, S.N. Tereshchenko (Moscow, RU)
- Detectable plasma levels of interleukin-9 are associated with impaired exercise capacity and poor survival in chronic heart failure.** P424  
A.M. Marra, M. Arcopinto, A. Salzano, E. Bobbio, F. Ferrara, O. Vritz, S. Milano, G. Misiano, E. Bossone, A. Cittadini (Naples, San Donato Milanese, Salerno, Udine and Palermo, IT)
- Galectin-3 as a predictor of heart failure and other complications at long-term follow-up after right ventricular myocardial infarction** P425  
V. Tseluyko, T. Lozova (Kharkiv and Sumy, UA)
- High serum d-dimer and alfa- tumor necrosis factor predict worse prognosis in systolic heart failure regardless of etiology** P426  
G.E. Souza, J.L. Vieira, L.R. Moraes, A.T. Casolato, G.A. Braga, V.S. Issa, L.M. Pessoa De Melo, S.M. Ayub-Ferreira, E.A. Bocchi, J.A.F. Ramires (São Paulo and Sao Jose dos Campos, BR)
- Utility of bio-adrenomedullin (bio-ADM) and pro-enkephalin (pro-ENK) for the prediction of in-hospital mortality in patients with acute heart failure** P427  
S. Navarin, R. Marino, S. Santarelli, D. Volterra, C. Berardi, L. Magrini, A. Bergmann, O. Hartmann, J. Struck, S. Di Somma (Rome, IT; Hennigsdorf, DE)
- ST2 is an independent predictor of all-cause mortality in elderly patients.** P428  
M. Olofsson, F. Thormark Froest, A.C. Bergman, A. Larbol, K. Boman (Umeå and Stockholm, SE)
- Impact of endogenous erythropoietin level on long-term clinical outcomes in patients with acute decompensated heart failure** P429  
T. Nagai, K. Nishimura, T. Honma, Y. Sugano, Y. Asaumi, T. Noguchi, K. Kengo, H. Ogawa, S. Yasuda, T. Anzai (Suita, Osaka and Suita, JP)

- Relevance between tolvaptan and RAS activation in severe heart failure.** P430  
Y. Ikeda, T. Senbonmatsu, R. Kato, S. Iwanaga, K. Matsumoto, S. Nishimura (Hidaka, JP)
- Effects of beta-blocker therapy on hs-CRP levels in elderly patients with ischemic and non-ischemic heart failure: Results from the CIBIS-ELD trial** P431  
H.D. Duengen, B. Putnikovic, P. Milicevic, S. Radenovic, T. Trippel, E. Tahirovic, S. Von Heahling, F. Edelmann, B. Pieske, E. Isenovic (Berlin and Gottingen, DE; Belgrade, RS)
- Inflammatory biomarkers as predictors of acute decompensated heart failure in patients with atrial fibrillation** P432  
J.B. Augusto, M. Borges Santos, D. Roque, M. Silva, J. Castro, J. Sala, A. Faustino, M. Branco, F. Frade, C. Morais (Amadora and Cascais, PT)
- The incidence of chronic heart failure in patients with STEMI during therapy with different doses of atorvastatin** P433  
V. Oleinikov, L. Salyamova, A. Golubeva, N. Burko (Penza, RU)
- CoQ10 treatment of patients with CHF and effects of BNP level** P434  
O. Medvedev, O.G. Tokareva, E.A. Gorodetskaya, E.I. Kalenikova, Z.M. Sizova (Moscow, RU)
- Serial changes in N-terminal pro-brain natriuretic peptide in heart failure patients after surgical ventricular reconstruction: the biomarker plus study** P435  
S. Castelvechio, E. Baryshnikova, F. Ambrogi, B. Girardi, A. Camporeale, R. Tramarin, E. Costa, L. Menicanti (San Donato Milanese, Milan, IT)
- The prevalence of elevated natriuretic peptide in a diabetic population without a history of heart failure** P436  
G.O. Carroll, V. Harkins, J. Gallagher, S. James, E.O. Connell, M. Ledwidge, C. Watson, K. Mc Donald (Dublin, IE)

**Drug therapy, other**

- Laboratory aspirin resistance reversibility in coronary artery disease and chronic obstructive pulmonary disease patients after coronary stent implantation** P437  
I. Pershukov, J. Ramazanov, A. Omarov, R. Kalmatov, O. Uraimov, B. Akbalaeva, N. Bosak, Z. Karben, T. Batyraliev, B. Sidorenko (Moscow and Krasnodar, RU; Baku, AZ; Almaty, KZ; Osh, KG; Gaziantep, TR)
- Temporal trends in the use of digoxin in patients heart failure** P438  
G.M.C. Rosano, G. Marazzi, G. Caminiti, G. Campolongo, G. Savarese, M. Volterrani (Rome, IT)
- P2Y12 inhibitors in acute coronary syndrome: relation to hemorrhagic events in routine clinical practice** P439  
A.R. Godinho, M. Viana, S. Correia, P. Dias, R. Almeida, O. Aszczyńska, C. Araujo, I. Moreira, M.J. Maciel, A. Azevedo (Porto and Vila Real, PT)
- Hyper-Kalaemia as cause for discontinuation of RAASi in patients with heart failure** P440  
G.M.C. Rosano, G. Marazzi, G. Caminiti, G. Campolongo, M. Volterrani (Rome, IT)
- Effects of ivabradine on coronary flow reserve and left ventricular diastolic function in patients without coronary artery stenosis** P441  
E. Tagliamonte, T. Cirillo, F. Rigo, Q. Ciampi, A. Caruso, C. Astarita, N. Capuano (Nocera Inferiore, Mestre-Venice, Benevento and Sorrento, IT)

- Analysis of changes of ECHO-cardiogram indices in patients with chronic heart failure during therapy with coenzyme Q10** P442  
G. Kukharchik, L. Sichinava, A. Burbello, I. Yubrina, L. Gaykovaya, L. Sorokin, I. Konstantinova (Saint-Petersburg, RU)
- Prognostic impact of polypharmacy drugs across heart failure phenotypes: an unmet need.** P443  
A. Iorio, M. Senni, C. Di Nora, G. Barbati, A. Cherubini, A. Gavazzi, G. Cioffi, G. Pulignano, G. Sinagra, A. Di Lenarda (Bergamo, Trieste and Trento, IT)
- Enoxaparin and fondaparinux better than unfractionated heparin improve endothelial function in patients with acute decompensated chronic heart failure** P444  
I.V. Shevchenko, A.A. Shavarov, G.K. Kiyakbaev, V.S. Moiseev (Moscow, RU)
- Mortality in patients exposed to Digoxin: a meta-analysis** P445  
G. Savarese, C. Vitale, C.D.amore, F. Musella, P. Perrone-Filardi, G.M.C. Rosano (Naples and Rome, IT; London, GB)
- Efficacy of long-term ivabradine therapy on prognosis, right heart and left atrial parameters in patients with severe systolic chronic heart failure** P446  
L.R. Tumasyan, K.G. Adamyan (Yerevan, AM)

**Population studies / Epidemiology**

- Metolazone therapy in elderly heart failure patients - prognostic implications** P447  
H. Shiwani, M.M. Anwar, N. Ansari, D.S. Bulughapitiya (Bradford, GB)
- The impact of gender, age, and education on depression among arab cardiovascular patients: findings from a middle-eastern study** P448  
T.T. Donnelly, J.M. Al Suwaidi, A. Al-Qahtani, N. Asaad, T. Fung, R. Singh, N. Abdul Qader, I. Mueed, S. Sharara, S. Omar (Calgary, CA; Doha, QA)
- Prevalence and in-hospital mortality of heart failure patients in the emergency department** P449  
J. Frick, A.S. Slagman, J.S. Searle, M.M. Moeckel (Berlin, DE)
- Short- and long-term mortality and heart failure hospital re-admissions among patients hospitalised for heart failure: a regional population-based investigation from Italy** P450  
A. Di Lenarda, G. Barbati, M. Russo, D. Radini, F. Humar, F. Ieva, F. Gasperoni, S. Gioia, A. Scagnetto, G. Sinagra (Trieste and Milan, IT)
- The profile of Romanian hypertensive patients with heart failure** P451  
D.T. Zdrenghea, A. Sitar-Taut, B. Caloian, D. Pop (Cluj-Napoca, RO)
- Risk score for incident heart failure: a subject-level meta-analysis from the heart omics in ageing database** P452  
L. Jacobs, L.E. Efremov, R. Latini, S. Masson, P. Sever, C. Delles, J. Butler, T. Kuznetsova, J.A. Staessen, F. Zannad (Leuven, BE; Milan, IT; London and Glasgow, GB; New York, US; Nancy, FR)
- Did the incidence of chronic heart failure among patients attending cardiovascular rehabilitation program change in last 7 years** P453  
S. Stevovic, T. Vidakovic, M. Moraca, I. Burazor (Belgrade, RS)

- "Recovered" left ventricular ejection fraction: a different class of heart failure based on clinical characteristics?** P454  
C. Diez-Lopez, J. Lupon, M. De Antonio, M. Domingo, E. Zamora, J. Santasmases, M.I. Troya, C. Diez-Quevedo, S. Altimir, A. Bayes-Genis (Badalona, ES)
- Trends in epidemiology, clinical presentation and management of acute heart failure: insights from Romanian cohorts of ESC-HF Pilot survey and ESC-HF-LT registry** P455  
O. Chioncel, D. Vinereanu, R. Christodorescu, C. Macarie, G. Tatu-Chitoiu (Bucharest and Timisoara, RO)
- Accuracy of nurse-performed lung ultrasound in patients with acute dyspnea: a prospective observational study** P456  
V. Basile, N. Mumoli, A. Cresci, J. Vitale, M. Giorgi Pierfranceschi, F. Dentali (Livorno, Fiorenzuola and Varese, IT)
- Very low levels of circulating B-type natriuretic peptide constitute a risk for heart failure: a prospective population based cohort study** P457  
Y. Matsuura, R. Komi, F. Tanaka, Y. Yonekura, T. Onoda, K. Sakata, T. Sakai, M. Nakamura (Morioka and Ninohe, JP)

**Exercise testing & training**

- Exercise training heart failure rehabilitation program in Federal Almazov Medical Research Centre in Russia** P458  
T. Lelyavina, M.Y.U. Sitnikova, E.V. Shlyakhto, V.L. Galenko (Saint Petersburg, RU)
- The benefits of cardiac rehabilitation in coronary artery disease: does the weight matter?** P459  
M. Braga, A. Rocha, H. Nascimento, M. Tavares Silva, R. Pinto, G. Pestana, J. Rodrigues, V. Araujo, F. Parada-Pereira, M.J. Maciel (Porto, PT)
- Prediction of peak oxygen consumption in patients with heart failure using classification and regression trees** P460  
O. Dikur, M. Poltavskaya, Y.A. Ashikhmin, M. Milkova, I. Giverts, A. Doletskiy (Moscow, RU)
- Aquatic exercise training is effective in maintaining exercise performance in trained heart failure patients** P461  
J. Adsett, N. Morris, S. Kuys, R. Hwang, R.M. Mullins, M. Khatun, J.D. Paratz, A.M. Mudge (Brisbane, AU)
- High-intensity interval training combined with strength exercise effect on aorto-ventricular coupling in patients with chronic heart failure. A randomized phase iii clinical trial.** P462  
C. Chrysohoou, G. Tsitsinakis, A. Aggelis, E. Herouvim, D. Tsiachris, I. Vogiatzis, C. Pitsavos, N. Koulouris, C. Stefanadis, D. Tousoulis (Athens, GR)
- Effects of short-time physical training in heart failure patients after surgical revascularization** P463  
D. Marinkovic, M. Deljanin-Ilic, B. Ilic, D. Petrovic, D. Simonovic, S. Stojanovic, S. Ignjatovic (Nis, RS)
- Monitoring of end-tidal pressure of carbon dioxide in patients with chronic heart failure and chronic obstructive pulmonary disease during walk test** P464  
K.A. Ageeva, V.N. Abrosimov (Ryazan, RU)
- Comparing exercise modalities in heart failure: a systematic review and meta-analysis** P465  
J. Cornelis, P. Beckers, J. Taeymans, C. Vrints, D. Vissers (Antwerp, BE; Bern, CH)



- Effect of cardiac rehabilitation on glucose metabolism in patients with ischaemic heart failure** P466  
G. Marazzi, R. Massaro, A. Tulli, G. Caminiti, B. Sposato, C. Vitale, G.M.C. Rosano, M. Volterrani (Rome, IT)
- The relation between left atrial function and cardiac output during exercise in left heart disease patients: insights by combining cardiopulmonary exercise testing with stress echo** P467  
T. Sugimoto, F. Bandera, G. Generati, E. Alfonzetti, V. Tufaro, M. Guazzi (Milan, IT)
- Exercise intolerance can explain the obesity paradox in patients with systolic heart failure. Data from the Mecki Score Research Group** P468  
G.Q. Villani, P. Agostoni, U. Corra', C. Passino, E. Salvioni, G. Cattadori, A. Verde, S. Binno, M.F. Piepoli (Piacenza, Milan, Pavia and Pisa, IT)

**Prognosis**

- Heart failure as a factor of unfavorable prognosis for women with myocardial infarction** P469  
I.A. Leonova, N. Tretyakova, N. Trostyaneskaya, S. Boldueva (St-Petersburg, RU)
- Serum markers of endothelial dysfunction and long-term prognosis in patients, hospitalized with acute decompensated chronic heart failure** P470  
I.V. Shevchenko, A.A. Shavarov, G.K. Kiyakbaev, V.S. Moiseev (Moscow, RU)
- Cancer patients and the extended follow-up analysis in electrocardiograms** P471  
M.S. Anker, B. Hildebrandt, N. Ebner, J. Springer, H. Riess, W. Haverkamp, S.D. Anker, U. Landmesser, S. Von Haehling (Berlin and Gottingen, DE)
- Abnormal liver function predicts death and readmissions after acute decompensated cardiac failure** P472  
M.L. Talavera, L. Battioni, I. Chillik, M.S. Trivi, M. Diez (Buenos Aires, AR)
- Comparative prognostic role of 3C-HF score across different age and ejection fraction in community-based HF population.** P473  
A. Iorio, M. Senni, A. Gavazzi, C. Di Nora, C. Mazzone, G. Russo, G. Cioffi, G. Sinagra, A. Di Lenarda (Bergamo, Trieste and Trento, IT)
- MELD-XI score is associated with high risk clinical profile and outcome in acute heart failure** P474  
L. Battioni, G. Daquarti, M.L. Talavera, C. Ametrano, M.S. Trivi, M. Diez (Buenos Aires, AR)
- Association of right bundle branch block with ST-elevation myocardial infarction and need for ventricular assist device and cardiac transplantation** P475  
E.C. Tong, D. Isaac, J. Wong, A. Bizios, P.D. Galbraith, M. Zhang, M.L. Knudtson, V. Kuriachan, S.B. Wilton, B. Har (Calgary, CA)
- Low body mass index with acute heart failure is independently associated with high in-hospital mortality in community-based registry; KICKOFF Registry.** P476  
A. Ikuta, K. Takabayasi, Y. Okazaki, R. Hujita, S. Kitaguti, R. Nohara (Hirakata, JP)
- Reasons why patients with chronic heart failure at very low risk for mortality die** P477  
G. Russo, G. Cioffi, G. Pulignano, G. Barbati, L. Tarantini, D. Del Sindaco, A. Cherubini, C. Stefanelli, M. Senni, A. Di Lenarda (Trieste, Trento, Rome, Belluno and Bergamo, IT)
- Prognostic impact of identification of patients with diffuse aneurysmatic coronary artery disease.** P478  
E. Wellnhofer, B. Pleske (Berlin, DE)

- Prediction of mortality for heart failure patients using intelligent machine learning method** P479  
N. Liu, Y.H. Lau, D. Sim, L.L. Sim, M. Ong, R.S. Tan, L. Zhong (Singapore, SG)
- Clinical implications of new-onset left bundle branch block after transcatheter aortic valve implantation** P480  
E. Munoz-Garcia, M. Munoz-Garcia, A.J. Munoz Garcia, A. Ruiz-Salas, J. Fernandez-Pastor, J. Pena, J.M. Garcia-Pinilla, J.M. Hernandez-Garcia, J. Alzueta-Rodriguez, E. De Teresa-Galvan (Malaga and Jaén, ES)
- Length of hospital stay in acute heart failure and risk of early readmission** P481  
M.J. Bosch Campos, A. Paya, I. Cardells, D. Escribano, E. Santas, G. Minana, A. Molla, J. Sanchis, F.J. Chorro, J. Nunez (Vila-Real and Valencia, ES)
- The CHA2DS2-VASc score as a predictor for high mortality in hospitalised heart failure patients** P482  
Y. Takeishi, S. Watanabe, A. Yoshihisa (Fukushima, JP)
- Prognostic importance of heart rate, and effect of sacubitril/valsartan according to heart rate, in PARADIGM-HF** P483  
D. Castagno, P. Jhund, J.L. Rouleau, K. Swedberg, M.R. Zile, M.P. Lefkowitz, V.C. Shi, S.D. Solomon, M. Packer, J.J.V. McMurray (Glasgow, GB; Montreal, CA; Gothenburg, SE; Charleston, East Hanover, Boston and Dallas, US)
- A new tissue Doppler index to predict malignant ventricular arrhythmic events in patients with heart failure** P484  
C. Mornos, L. Petrescu, A. Ionac, S. Crisan, A. Mornos, M. Lazar, D. Cozma (Timisoara, RO)
- Impacts of baseline lipid levels on clinical outcomes in patients with acute decompensated heart failure** P485  
J.Y. Cho, K.H. Kim, Y. Ahn, E.S. Jeon, J.J. Kim, S.C. Chae, S.H. Baek, S.M. Kang, M.C. Choi, B.H. Oh (Gwangju, Seoul, Daegu and Cheongju, KR)

## Pulmonary hypertension

- Severe pulmonary artery hypertension in stenosis of left main coronary artery with left ventricular dysfunction.a case report** P486  
W. Serra, M.A.C. Cattabiani, I.T. Tadonio, D.A. Ardissino, L.V. Vignali (Parma, IT)
- The advanced functional class and the variables of poor prognosis in pulmonary hypertension** P487  
A. Lescano, L. Talavera, J. Mazzei, E. Barimboim, V. Saurit, B. Varela, D. Haag, C. Botta, V. Rios, G. Giacomini (Buenos Aires, AR)
- Functional capacity is predicted by right atrial volume in patients with pulmonary arterial hypertension. A cardiac magnetic resonance study** P488  
S.A. Mouratoglou, G. Giannakoulas, A. Kallifatidis, T. Panagiotidis, G. Pitsiou, I. Stanopoulos, S. Hadjimiltiades, H. Karvounis (Thessaloniki, GR)
- Pulmonary hypertension role in hospitalisations in spain: (2005-2013)** P489  
M. Mendez, R. Barba, E. Botella, B. Calvo, M. Farid, N. Munoz-Rivas, F.J. Martin, M. Varas, A. Zapatero, J. Marco (Madrid, ES)
- S TWEAK content in platelets is lowered in patients with pulmonary arterial hypertension**P490  
R. Kazmierczyk, M. Jasiewicz, K. Kowal, B. Sobkowicz, E. Waszkiewicz, W.J. Musial, K.A. Kaminski (Bialystok, PL)

**Incremental benefit of echocardiographic imaging and cardiopulmonary exercise test in prognostic evaluation of idiopathic pulmonary arterial hypertension** P491  
R. Badagliacca, S. Papa, G. Valli, B. Pezzuto, R. Poscia, G. Manzi, S. Sciomer, F. Fedele, C.D. Vizza (Rome, IT)

## Right ventricular function

**Characteristics and outcome of patients with isolated right heart failure in acute heart failure syndrome** P492  
H.S. Lee, S.E. Lee, W. Choe, C.H. Kim, H.J. Cho, H.Y. Lee, E.S. Jeon, S.H. Baek, M.C. Cho, B.H. Oh (Seoul and Cheongju, KR)

**Discordance of right atrial pressure and pulmonary capillary wedge pressure correlate significantly with impaired exercise tolerance and predict refractory heart failure** P493  
W. Fujimoto, S. Oishi, H. Kawai, Y. Tasaka, Y. Taniguchi, K. Okajima, A. Shimane, S. Kobayashi, T. Onishi, T. Sawada (Himeji, JP)

**TheTei index: a possible tool in assessing pulmonary embolism severity** P494  
M. Dorobantu, A.I. Deaconu, A. Radu, S. Iancovici (Bucharest, RO)

**Use of ivabradine in patients with chronic cor pulmonale and right heart failure.** P495  
G. Tytova, O. Liepieieva, A.S. Al-Karawi, P.G. Kravchun (Kharkiv, UA)

**Comparison of echocardiography and cardiac magnetic resonance imaging in the evaluation of the right ventricle** P496  
S. Naccache, W. Sdiri, R. Tlili, S. Longo, A. Mokaddem, Y. Ben Ameer, M.R. Boujnah (La Marsa, TN)

## Hypertension / LV hypertrophy / Renal denervation

**Percutaneous stenting for aortic coarctation in children and adults: is it a valid option?** P497  
J.C. Duarte Rodrigues, F.S. Saraiva, M.T.S. Tavares Silva, S.L. Leite, G.P. Pestana, J.C.S. Carlos Silva, J.M. Moreira, M.C. Campelo, J.C.A. Carlos Areias, M.J.M. Julia Maciel (Porto, PT)

**Silent hypertension in normotensive subjects is a major risk factor for LVH** P498  
M. El Shahawy, A. Sabatini (Sarasota, FL, US; Florence, IT)

**Longitudinal and orthostatic changes of blood pressure predict dementia** P499  
H.H. Holm, K. Nagga, E. Nilsson, E. Bachus, O. Mellander, A. Fedorowski, M. Magnusson (Malmo, SE)

**Abnormal rise in BP is associated with increased prevalence of LVH even in asymptomatic pre-hypertensive subjects** P500  
A. Sabatini, M. El Shahawy (Florence, IT; Sarasota, FL, US)

**Inter-arm blood pressure difference: the prevalence and characteristics in Korean general population** P501  
J.H. Lee, M.Y. Rhee, M.C. Cho (Cheongju and Goyang, KR)

**Incremental rise in blood pressure from normotensive to hypertensive is a major risk factor for LVH** P502  
M. El Shahawy, A. Sabatini (Sarasota, FL, US; Florence, IT)

## HFpEF - Heart failure with preserved ejection fraction

**Hidden under metabolic syndrome: do many patients already have unrecognised HFpEF?** P504

A.M. Jakstaite, J. Celutkienė (Vilnius, LT)

**Gender disparity in heart failure patients with preserved ejection fraction** P505

J.H. Lee, H.R. Kang, D.H. Bae, S.M. Kim, S.Y. Lee, J.W. Bae, K.K. Hwang, D.W. Kim, M.C. Cho (Cheongju, KR)

**Which measurement of blood pressure is more associated with ejection fraction preserved heart failure without hypertension: central blood pressure or peripheral blood pressure?** P506

G. Kim, G.M. Kim, D.M. Moon, S.N. Lee, J.H. Kim, K.W. Moon, K.D. Yoo (Seoul, KR)

**Heart rate response and functional capacity in patients with advanced heart failure with preserved ejection fraction** P507

E. Dominguez Mafe, P. Palau Sampio, E. Nunez Botero, J.M. Ramon Ferrandis, R. Heredia, J. Gonzalez, L. Lopez, J. Melero Lloret, F.J. Chorro Gasco, J. Nunez Villota (Castellón and Valencia, ES)

**Evidence of pericardial abnormalities with potential haemodynamic significance is frequent in HFpEF patients: causality or causality?** P508

B. Munoz Calvo, E. De La Calle De La Villa, A. Villa-Martinez, F. Romen Garcia, V. Nadador Patino (Alcala de Henares, ES)

**Defining the phenotype of stage B HFPEF progressers** P509

M.D. Wilkinson, S. James, C. Watson, E.O. Connell, C. Kenny, M.D. Ledwidge, K. McDonald (Dublin, IE)

**Predictors of mortality in acute de novo heart failure with preserved ejection fraction in long-term follow-up** P510

D.-G. Park, W.W. Seo, S.E. Kim, J.H. Lee, K.R. Han, D.J. Oh, S.H. Kim, J.J. Park, D.J. Choi (Seoul and Sungnam, KR)

**Body mass index and adverse outcomes in heart failure patients with preserved ejection fraction** P511

J.H. Lee, H.R. Kang, D.H. Bae, S.M. Kim, S.Y. Lee, J.W. Bae, K.K. Hwang, D.W. Kim, M.C. Cho (Cheongju, KR)

**Gender specific treatment effects of Spironolactone in Diastolic Heart Failure: Insight from ALDO-DHF** P512

T.D. Trippel, V. Regitz-Zagrosek, G. Gelbrich, L. Mueller-Scholden, R. Wachter, H.D. Dungen, X. Taylor, B.M. Pieske, F. Edelmann (Berlin, Wurzburg and Gottingen, DE)

## Basic Science - Poster discussant - 10:00 - 11:00

P513

O. Cazorla (Montpellier, FR); E. Omerovic (Gothenburg, SE); C.G. Tocchetti (Napoli, IT); J. Backs (Heidelberg, DE); C.M. Sag (Regensburg, DE); G. Siasos (Athens, GR)

## Basic Science: Acute heat failure

### Heart failure in women and their pathophysiological factor

P514

O. Londono Sanchez, L. Torres, G. Prior (Barcelona, ES)

### Cardiorenal effects of intravenous thrx-215409, a novel neprilysin inhibitor, in a canine model of acute heart failure

P515

S.S. Hegde, R.M. Baldwin, D.L. Bourdet, A.D. Hughes, A.J. Mcnamara (South San Francisco, US)

### Short and long-term prognostic Impact of QRS duration at baseline in acute heart failure population: insight from HEARTS

P516

A.H. Hersi, N. Alfuraih, K. Alhabib, H. Alfaleh, W. Alhabib, T. Kashour, A. Alasfar, F. Alshaer (Riyadh, SA)

### Suppressive effect of epigallocatechin 3-O-gallate on endoglin molecular regulation in myocardial fibrosis in vitro and in vivo

P517

C.M. Lin, K.G. Shyu, B.W. Wang, H. Chang, S.K. Chua (Taipei, TW)

### Family support and self-care behaviors in individuals with heart failure: an integrative review

P518

M. Dakhteh Harouni (Tehran, IR)

### Predictive model for in-hospital outcome in ST elevated myocardial infarction complicated with acute heart failure

P519

M. Sladojevic, S. Sladojevic, J. Dejanovic, A. Redzek, S. Susak, M. Golubovic, N. Gocic-Peric, J. Rajic (Novi Sad, RS)

### Predicting the development of cardiogenic shock in myocardial infarction

P520

I. Sukmanova, O.S.T. Olga Tanana (Barnaul, RU)

## Basic Science: Cardiomyopathy

### Endothelial leptin receptor signalling contributes to the development of cardiac hypertrophy and fibrosis following chronic pressure overload in mice

P521

R. Gogiraju, A. Hubert, T. Muenzel, G. Hasenfuss, K. Schaefer (Goettingen and Mainz, DE)

### Histologic and histometric characterization of myocardial fibrosis in end-stage hypertrophic cardiomyopathy: a clinical-pathological study of 30 explanted hearts

P522

G. Galati, O. Leone, F. Pasquale, E. Biagini, F. Grigioni, E. Pilato, C. Rapezzi (Bologna, IT)

### MiR-181a mediates the effects of the CBI inhibition on cardiac remodelling

P523

A.E. Foinquinos Marin, J. Fiedler, S. Thanscheid, A. Zimmer, C. Nozaqui, K. Xiao, R. Geffers, A. Just, S. Batkai, T. Thum (Hannover, Bonn and Braunschweig, DE)

### Pharmacological inhibition of sphingosine 1-phosphate receptor 2 (S1pr2) ameliorates pressure overload-induced cardiac hypertrophy and fibrosis in mice

P524

L. Zhang, L. Bao, H. Fan (Shanghai, CN)

- Association of angiotensin-converting enzyme polymorphism with phenotype of hypertrophic cardiomyopathy** P525  
A. Freitas Pereira Gondar, A.L.F. Sales, T.C.P. Gil, M.I. Bittencourt, M.B. Castier, D.A. Da Silva, R. Mourilhe-Rocha (Rio de Janeiro, BR)
- Study of a mouse with proximal titin A-band truncation reveals disease mechanisms and modifiers of titin dilated cardiomyopathy** P526  
I.G. Lunde, H. Wakimoto, J. Jiang, M.A. Burke, V. Soukoulis, A. Unger, G. Christensen, W.A. Linke, J.G. Seidman, C.E. Seidman (Oslo, NO; Boston, US; Bochum, DE)
- Lack of growth differentiation factor 15 aggravates adverse cardiac remodeling upon pressure-overload in mice** P527  
J.J. De Haan, L. Bosch, M.A.D. Brans, S.M. Van Der Weg, J.C. Deddens, S.J. Lee, J.P.G. Sluijter, G. Pasterkamp, S.C.A. De Jager (Utrecht, NL; Baltimore, US)
- Bergamot polyphenols protect against doxorubicin-induced cardiomyopathy reducing ROS production and promoting myocyte survival** P528  
C. Carresi, V. Musolino, M. Gliozzi, C. Giancotta, F. Scarano, F. Oppedisano, S. Paone, E. Palma, C. Muscoli, V. Mollace (Rome and Catanzaro, IT)
- Programmed cell death-1 antigen as a potential mechanism of the pathogenesis of idiopathic dilated cardiomyopathy** P529  
D. Stettner, E. Grywalska, J. Rolinski, A. Wysokinski (Lublin, PL)
- CaMKII beta isoform induced dilated cardiomyopathy and heart failure** P530  
B. Tuana, Y. Fanous, M. Sonoda, F. Gaisler Da Silva, M. Ramos, J. Major, M. Salih (Ottawa, CA)
- Assessment of peripheral blood T, NK and NKT-like cells in patients with idiopathic dilated cardiomyopathy** P531  
D. Stettner, E. Grywalska, J. Rolinski, A. Wysokinski (Lublin, PL)
- Patients with diabetes mellitus subjected to PCI during hospitalisation.** P532  
O. Stoiko, S.V. Shalaev (Tyumen, RU)
- Microrna-155 promotes myocardial microvascular endothelial activation in septic cardiomyopathy** P533  
F. Vasques-Novoa, T. Laundos, C. Quina-Rodrigues, R. Cerqueira, F. Baganha, D.S. Nascimento, P. Pinto-Do-O.A.F. Leite-Moreira, R. Roberto-Roncon Jr (Porto, PT)
- Distinct cardiac response to chronic pressure-overload in type 1 and type 2 diabetic rats** P534  
C. Gomes-Ferreira, N.G. Goncalves, G. Almeida, R. Roncon Albuquerque Jr, A.F. Leite-Moreira, I. Falcao-Pires (Porto, PT)
- Use of two-dimensional "2D" stain imaging for early detection of iron overload cardiomyopathy in polytransfused patients.** P535  
F. Mroua, F. Triki, I. Frikha, R. Hammami, S. Charfeddine, S. Ben Kahla, D. Abid, M. Elloumi, L. Abid, S. Kammoun (Sfax, TN)
- Resveratrol attenuates diastolic dysfunction by reducing cardiac fibrosis in a model of doxorubicin cardiomyopathy** P536  
D. Cappetta, G. Esposito, E. Piegari, R. Russo, L.P. Ciuffreda, A. Rivellino, L. Berrino, F. Rossi, A. De Angelis, K. Urbanek (Naples, IT)
- Blocking the N-terminal domain of midkine attenuates acute inflammation and prevents pathological remodelling and heart failure in experimental autoimmune myocarditis** P537  
S. Brunner, L. Weckbach, A. Uhl, U. Grabmaier (Munich, DE)

- The role of autophagy in alcoholic cardiomyopathy** P538  
J. Maiuolo, A. Maretta, M. Gliozzi, F. Oppedisano, C. Carresi, V. Musolino, F. Scarano, A. Scarcella, C. Muscoli, V. Mollace (Catanzaro and Rome, IT)
- Toxic effects produced by acute exposure to methylmercury in cardiomyocyte** P539  
A. Maretta, J. Maiuolo, F. Oppedisano, C. Giancotta, M. Gliozzi, V. Musolino, C. Carresi, F. Bosco, C. Muscoli, V. Mollace (Catanzaro and Rome, IT)
- Peripartum cardiomyopathy: clinical pictures and prognosis about 10 cases** P540  
H. Drissa, M. Drissa, M. Cheour, H. Malek (Tunis, TN)
- Role of S100A8 and S100A9 alarmins in Coxsackievirus B3-induced myocarditis** P541  
I. Mueller, S. Van Linthout, T. Vogl, B. Pieske, C. Tschoepe (Berlin and Munster, DE)
- NOD2 knock down improves left ventricular function and attenuates NLRP3 inflammasome activity in experimental Coxsackievirus B3-induced myocarditis** P542  
C. Tschoepe, I. Mueller, Y. Xia, K. Savvatis, D. Lassner, H.-P. Schultheiss, B. Pieske, U. Kuehl, S. Van Linthout (Berlin, DE)
- Cannabidiol is a novel treatment for autoimmune myocarditis** P543  
C. Matyas, L. Wen-Shin, K. Erdelyi, Z.V. Varga, P. Mukhopadhyay, T. Radovits, B. Merkely, P. Pacher (Bethesda, US; Budapest, HU)
- Intracoronary infusion of allogeneic cardiosphere-derived cells attenuates myocardial inflammation and prevents depression of systolic function in rats with autoimmune myocarditis** P544  
E. Leventaki, M. Nana, N. Poulianitis, C.J. Kapelios, S. Vakrou, D. Rontogianni, D. Perrea, J. Nanas, K. Malliaras (Athens, GR)

**Basic Science: Comorbidities**

- Enalapril, eplerenone or their combination: finding the best paradigm to protect against Doxorubicin-Induced Cardiotoxicity** P545  
D. Martin, M. Metrich, R. Van Heeswijk, M. Stuber, R. Hullin (Lausanne, CH)
- Ranolazine protects from trastuzumab cardiomyopathy** P546  
C. Coppola, G. Piscopo, A. Barbieri, G. Riccio, D. Fiore, G. Condorelli, E. Esposito, C. Arra, N. Maurea (Naples, IT)
- Sildenafil treatment in a rat model of cancer cachexia** P547  
V. Musolino, C. Carresi, C. Giancotta, S. Nucera, F. Bosco, M. Scicchitano, J. Maiuolo, C. Muscoli, M. Gliozzi, V. Mollace (Catanzaro, IT)
- Enhanced-autophagy by exenatide mitigates doxorubicin-induced cardiotoxicity in vitro and in vivo** P548  
W. Kim, K.H. Lee, H.N. Cho, S.R. Lee, J.S. Woo, W.S. Kim (Seoul, KR)
- TLR4 and TLR2 detection method from peripheral human blood for early detection of doxorubicin induced cardiotoxicity** P549  
A.L. Pop-Moldovan, M. Trofenciu, M. Puschita, D.A. Darabantiu, R. Cristodorescu, V. Leordean, L.A. Velcean (Arad, RO)

**Basic Science: Metabolism / Diabetes mellitus / Obesity**

- Modulation of cardiac structure by epicardial adipose tissue** P550  
 G. Conceicao, J. Matos, N. Goncalves, D. Fontoura, S. Leite, A.P. Lourenco, R. Vitorino, A.F. Leite-Moreira, I. Falcao-Pires (Porto and Aveiro, PT)
- Insulin signaling exacerbates heart failure via an IRS1-Akt1 signaling module that is independent of IRS2** P551  
 C. Riehle, A.R. Wende, E.D. Abel (Hannover, DE; Birmingham and Iowa City, US)
- MR antagonists protect against diet induced obesity and cardiac inflammation in mice, through browning of the adipose tissue and modulation of autophagy** P552  
 A. Armani, V. Marzolla, A. Feraco, C. Mammi, W. Malorni, G. Rosano, M. Caprio (Rome, IT)
- Role of mitochondrial translocator protein (TSPO) in oxidative damage in heart and skeletal muscle** P553  
 A. Scarcella, M. Gliozzi, F. Scarano, V. Musolino, C. Carresi, S. Nucera, F. Bosco, J. Maiuolo, C. Muscoli, V. Mollace (Catanzaro and Rome, IT)
- Role of matrix metalloproteinases in cardiac dysfunction induced by oxidative stress in a rat model of diabetes** P554  
 M. Gliozzi, F. Scarano, A. Scarcella, V. Musolino, C. Carresi, S. Nucera, F. Oppedisano, J. Maiuolo, C. Muscoli, V. Mollace (Catanzaro and Rome, IT)
- Effect of hyperlipidaemia and hyperglycaemia on modulation of apoptotic cell death in diabetic cardiomyopathy** P555  
 F. Scarano, M. Gliozzi, A. Scarcella, C. Carresi, V. Musolino, M. Scicchitano, C. Giancotta, A. Maretta, C. Muscoli, V. Mollace (Catanzaro and Rome, IT)

**Basic Science: Biomarkers**

- New interesting targets for heart failure therapy in the natriuretic peptide clearance system- could type c natriuretic peptide receptor be as promising as neprilysin?** P556  
 K. Kodziszewska, P. Leszek, B. Sochanowicz, W. Piotrowski, T. Zielinski (Warsaw, PL)
- A preliminary study on carbon-based nanotubes gelatin scaffold for cardiac tissue regeneration** P557  
 M. Cabiati, F. Vozzi, F. Gemma, F. Montemurro, C. De Maria, G. Vozzi, C. Domenici, S. Del Ry (Pisa, IT)
- Cardioprotective effects of sitagliptin against doxorubicin-induced cardiotoxicity in rats** P558  
 D. El-Agamy, H. Haded, M.A. Elkablawy (Mansoura, EG; Madinah, SA)
- Nitric oxide forms a paramagnetic compound with hemoglobin in venous erythrocytes that reflects vascular no bioavailability in vivo and is quantifiable by electron paramagnetic resonance spectroscopy** P559  
 F. Dei Zotti, I. Lobysheva, C. Beuloye, J.-L. Balligand (Brussels, BE)
- Circular RNAs in heart failure: identification of MICRA as a novel biomarker of left ventricular dysfunction** P560  
 M. Vausort, L. Zhang, P. Leszek, A. Salgado-Somoza, D. Wagner, Y. Devaux (Strassen and Luxembourg, LU; Warsaw, PL)



- Circulating miR-122-5p and miR-124a-3p predict outcome after out-of-hospital cardiac arrest. a sub-study of the target temperature management (TTM) trial** P561  
 A. Salgado-Somoza, Y. Devaux, P. Stammel, O. Collignon, C. Hassager, M.P. Wise, M. Kuiper, H. Friberg, D. Erlinge, N. Nielsen (Strassen and Luxembourg, LU; Copenhagen, DK; Cardiff, GB; Leeuwarden, NL; Lund and Helsingborg, SE)
- Galectin 3 plasma levels at baseline correlate with poor clinical outcome in patients with peripartum cardiomyopathy** P562  
 F. Azibani, W. Dowling, O. Briton, T. Adam, S. Kraus, J. Anthony, K. Sliwa (Cape Town, ZA)
- Role of galectin-3 and plasma Btype-natriuretic peptide in predicting prognosis in discharged heart failure patients** P563  
 M. Feola, M. Testa, L. Leto, M. Cardone, M. Sola, G.L. Rosso (Fossano, Turin, Mondovì and Cuneo, IT)
- Osteopontin could be a predictor of severity in patients with corepulmonale and patients with left sided heart failure?** P564  
 M. Soliman, W.A. Ebraheem, A.E. El Shkaa, A.A. Reda (Shebin El-kom, EG)
- Prevention of rehospitalization for heart failure throught site visits on Italy territory using an equipped vehicle with POCT brain natriuretic peptide(BNP) + bioimpedance vector analysis (BIVA)** P565  
 C.R. Bartoli, R.O. Marino, L.A. Magrini, S.I. Navarin, O.B. Vitali, M.R. Di Somma, S.A. Di Somma (Rome, IT)
- Diagnostic and prognostic value of BNP, NGAL, ST2 AND Tnlhs in patients with hypertensive crisis in the emergency departement** P566  
 F. Cristofano, V. Amadoro, I. Lalle, L. Magrini, G. Salerno, P. Cardelli, S. Di Somma (Rome, IT)
- Features of N-terminal of the prohormone brain natriuretic peptide plasma level in patients with arterial hypertension and chronic heart failure with a preserved left ventricular ejection fraction** P567  
 E.J.U. Gubareva, I.V. Gubareva, N.N. Kryukov (Samara, RU)
- Exhaled breath analysis in diagnostics of heart failure with preserved ejection fraction** P568  
 A.A. Bykova, L.K. Malinovskaya, P. Kopylov, P.S.H. Chomahidze, A.L. Syrkin, V.B. Betelin, Y.U.R. Shaltaeva, V.S. Pershenkov, N.N. Samotaev (Moscow, RU)
- Cardiac expression of NGAL is up-regulated in experimental cancer cachexia** P569  
 V. Musolino, C. Carresi, M. Gliozzi, C. Drescher, C. Latouche, F. Jaisser, S.D. Anker, V. Mollace, J. Springer (Catanzaro, IT; paris, FR; Berlin, DE)
- Dependence of concentrations of heart failure biomarkers on ultrasound indicators of remodeling in subjects with myocardial infarction** P570  
 N. Fedorova, O.N. Hryachkova, O.M. Polikutina, O.L. Barbarash (Kemerovo, RU)

**Basic Science: Pathophysiology**

- Low ambient temperature induces increased mortality, cardiac autonomic nervous system dysregulation and heart dysfunction in endotoxemic mice** P571  
 B. Ndongson Dongmo, G. Lang, N. Hechaichi, O. Mece, R.M. Zimmer, M. Bauer, R. Wetzker, M. Brodhun, F.O. Levy, R. Bauer (Oslo, NO; Jena and Erfurt, DE)
- Effects of GRK5 gene removal in stress induced cardiomyopathy** P572  
 M. Ciccarelli, M. De Rosa, L. Napolitano, D. Sorriento, J. Gambardella, B. Trimarco, G. Iaccarino (Salerno and Naples, IT)

- A-B crystallin reverses high titin-based stiffness in failing human cardiomyocytes** P573  
C. Franssen, N. Hamdani, W.J. Paulus (Amsterdam, NL)
- Cardiac dysfunction induced by ionizing radiation exposure: the mitochondrial side** P574  
M. Ciccarelli, L. Napolitano, A. Franco, D. Sorriento, M. De Rosa, A. Flordelisi, B. Trimarco, G. Iaccarino (Naples and Salerno, IT)
- Biventricular remodelling in pressure overload: the role of adipose tissue and inflammation** P575  
N.G. Goncalves, A.F. Silva, G. Almeida, M. Santos, C.M. Moura, M.J. Mendes, R. Roncon-Albuquerque Jr, A.F. Leite-Moreira, I. Falcao-Pires (Porto, PT)
- Recombinant factor Xa activates murine primary cardiac fibroblasts in vitro.** P576  
M. Schwarzl, D. Lindner, K. Giese, S. Blankenberg, D. Westermann (Hamburg, DE)

## Basic Science: Pulmonary hypertension

- Exercise preconditioning increases endothelium-dependent dilatation of isolated pulmonary vessels in rats with hypoxic pulmonary hypertension** P577  
N. Pankova, M. Artemieva, N. Boiko, A. Terentyev, E. Lagereva, N. Medvedeva (Moscow, RU)
- Effects of aerobic exercise training on hypoxia-induced pulmonary hypertension and platelet count in male rats** P578  
N. Medvedeva, N. Pankova, A. Andreev-Andrievskiy, A. Popova (Moscow, RU)

## Basic Science: Right ventricular function

- Effects of asthma severity on remodeling of right ventricular in patients with arterial hypertension** P579  
A.A. Odegova, E.I. Tarlovskaya (Kirov and Nizhny Novgorod, RU)
- Cartilage oligomeric matrix protein (COMP) is a potential adaptive mechanism to the pressure overload in the right ventricle** P580  
B. Egemnazarov, S. Crnkovic, H. Olschewski, A. Olschewski, L.M. Marsh, G. Kwapiszewska (Graz, AT)
- Urocortin-2 attenuates right ventricular dysfunction in pulmonary arterial hypertension** P581  
R. Adao, P. Mendes-Ferreira, C. Maia-Rocha, D. Santos-Ribeiro, F. Potus, S. Breuils-Bonnet, S. Provencher, S. Bonnet, A.F. Leite-Moreira, C. Bras-Silva (Porto, PT; Quebec, CA)
- Pulmonary hypertension induced right ventricular stiffness predicted by spectral transfer function analysis: an experimental study** P582  
M. Alaa, M. Abdellatif, A.F. Leite-Moreira, A.P. Lourenco (Porto, PT; Graz, AT)

**Clinical Forum - Sat. 21 May 08:30 - Sun. 22 May 18:00**

|                                                                                                                                                                                                                |       |
|----------------------------------------------------------------------------------------------------------------------------------------------------------------------------------------------------------------|-------|
| <b>Usefulness of granulocyte colony-stimulating factor in patients with a large anterior wall acute myocardial infarction to prevent left ventricular remodeling (the RIGENERA trial): 10 years follow-up</b>  | P2200 |
| D. D'amario (Rome, IT)                                                                                                                                                                                         |       |
| <b>Ularitide and other vasoactive substances in acute decompensated heart failure: a systematic review and meta-analysis of randomized, double-blinded clinical trials</b>                                     | P2201 |
| V. Mitrovic (Bad Nauheim, DE)                                                                                                                                                                                  |       |
| <b>Ivabradine reduces early readmission after hospitalization for worsening heart failure: a post-hoc analysis of SHIFT</b>                                                                                    | P2202 |
| M. Komajda (Paris, FR)                                                                                                                                                                                         |       |
| <b>Budget impact of iv iron therapy with ferric carboxymaltose in patients with chronic heart failure and iron deficiency in Germany</b>                                                                       | P2203 |
| U. Theidel (Hannover, DE)                                                                                                                                                                                      |       |
| <b>Favorable long-term mortality profile in nyha iii/iv patients treated with cardiac contractility modulation (CCM)</b>                                                                                       | P2204 |
| D. Burkhoff (New York, US)                                                                                                                                                                                     |       |
| <b>First transcatheter intracardiac shunt device to reduce left atrial pressure in heart failure with preserved ejection fraction; the REDUCE elevated left atrial pressure in patients with heart failure</b> | P2205 |
| G. Hasenfuss (Goettingen, DE)                                                                                                                                                                                  |       |
| <b>Chronic oral study of myosin activation to increase contractility in heart failure (COSMIC-HF): improved contractility and evolution of ventricular remodelling through time</b>                            | P2206 |
| J.R. Teerlink (San Francisco, US)                                                                                                                                                                              |       |
| <b>Impact of cardiac resynchronization therapy on electric remodeling of the heart and its clinical and echocardiographic correlation</b>                                                                      | P2207 |
| E.J.V. Velazquez (Durham, US)                                                                                                                                                                                  |       |
| <b>The impact of age on the 10 year outcomes of the surgical treatment for ischemic heart failure extension study</b>                                                                                          | P2208 |
| H. Ramadan (Zefta, EG)                                                                                                                                                                                         |       |
| <b>A prospective study of echocardiographic assessment of right ventricular function in inferior wall myocardial infarction and angiographic correlation to proximal right coronary artery stenosis</b>        | P2209 |
| A.H. Shetaya (Cairo, EG)                                                                                                                                                                                       |       |
| <b>The which intervention is most cost-effective reducing hospital stay (WHICH?) II trial</b>                                                                                                                  | P2210 |
| S. Stewart (Melbourne, AU)                                                                                                                                                                                     |       |
| <b>Designing and implementation of a heart failure telemonitoring system in Iran</b>                                                                                                                           | P2211 |
| M. Mokhtaran (Tehran, IR)                                                                                                                                                                                      |       |
| <b>High sensitivity cardiac troponin T levels after elective cardioversion for atrial fibrillation</b>                                                                                                         | P2212 |
| M. Jabeur (Tunis, TN)                                                                                                                                                                                          |       |

- Infective endocarditis on pacemaker devices: clinical features and changes in epidemiology, the experience of a tunisian center** P2213  
M. Jabeur (Tunis, TN)
- Biomarkers of right ventricular dysfunction in patients with pulmonary hypertension due to left heart diseases.** P2214  
J.L.M. Melero Ferrer (Picassent, ES)
- A new model of acute decompensation of chronic heart failure** P2215  
N. Peschanski (Rouen, FR)
- Time-trend analysis of heart failure mortality by gender in the elderly in Brazil from 1996 to 2012** P2217  
E. Pitthan (Porto Alegre, BR)
- Different associations with and prognostic impact of chronic kidney disease in heart failure with preserved, mid-range and reduced ejection fraction** P2218  
I. Lofman (Huddinge, SE)
- Association between beta blockers and mortality risk in outpatients with heart failure and atrial fibrillation treated with an angiotensin converting enzyme inhibitor:** P2219  
M. Schou (Herlev, DK)
- Experience of 8-year survival in chronic heart failure patients treated with allopurinol or febuxostat: a retrospective study** P2220  
C. Borghi (Bologna, IT)
- Rationale and study design for a multicenter, randomized, double-blind study on loop diuretic Infusion strategy and efficiency in acutely decompensated heart failure** P2221  
A. Palazzuoli (Siena, IT)
- Improvement in quality of life in older patients with heart failure initiated on Ivabradine across the UK: results from the multi-centre LIVE:LIFE prospective cohort study** P2222  
D. Zachariah (Southampton, GB)
- Effect of an aggressive fluid and sodium restriction in the management of heart failure with preserved ejection fraction** P2223  
L. Beck da Silva (Porto Alegre, BR)
- Diagnostic accuracy of a lung ultrasound-implemented approach for the diagnosis of acute decompensated heart failure in the emergency department - a randomized controlled trial** P2224  
E. Pivetta (Turin, IT)
- The AdaptResponse trial- ongoing trial** P2225  
S. Jacobs (Maastricht, NL)



# SUNDAY SESSIONS

|                    |                 |
|--------------------|-----------------|
| Hands-On Tutorials | Page 85 to 88   |
| Morning            | Page 89 to 99   |
| Lunchtime          | Page 100 to 104 |
| Afternoon          | Page 105 to 115 |
| Evening            | Page 116 to 117 |





Sponsored by Orion Pharma

HANDS-ON ROOM I

*The use of inotropes for correcting hemodynamic dysfunction in patients with congestive heart failure has been described over many decades. However, negative or insufficient data has been collected on the effects of cardiac glycosides, catecholamines, and phosphodiesterase inhibitors on quality of life and survival. More recently, calcium sensitizers have been proposed as safer inodilators. This series of tutorials focus on how to use safely and effectively calcium sensitizers in acute or advanced heart failure, or in cardiogenic shock.*

## 09:00 - 11:40 Inodilators in advanced heart failure

Chairpersons: C. Fonseca (Oeiras, PT); D. Brito (Queluz, PT)

- |       |                                                                                                                                                                                                       |     |
|-------|-------------------------------------------------------------------------------------------------------------------------------------------------------------------------------------------------------|-----|
| 09:00 | <b>How to ensure an acceptable quality of life in patients with advanced heart failure with pharmacological and non-pharmacological treatments.</b><br>M.S. Nieminen (Helsinki, FI)                   | 583 |
| 10:00 | <b>How to ensure an acceptable quality of life in patients with advanced heart failure with pharmacological and non-pharmacological treatments.</b><br>C. Fonseca (Oeiras, PT); D. Brito (Queluz, PT) | 584 |
| 11:00 | <b>How to ensure an acceptable quality of life in patients with advanced heart failure: NYHA-class IIB-IV.</b><br>B.G. Wikstrom (Uppsala, SE)                                                         | 585 |

## 13:40 - 16:20 Inodilators and renal function

Chairpersons: B.G. Wikstrom (Uppsala, SE); F. Fedele (Rome, IT)

- |       |                                                                                                                                                           |     |
|-------|-----------------------------------------------------------------------------------------------------------------------------------------------------------|-----|
| 13:40 | <b>How to treat patients during deterioration of heart failure to avoid kidney dysfunction: pharmacological options.</b><br>K.K. Karason (Gothenburg, SE) | 586 |
| 14:40 | <b>Why to choose and how to use inotropes in HRrEF.</b><br>S. Matskeplishvili (Moscow, RU)                                                                | 587 |
| 15:40 | <b>How to treat patients in acute heart failure to avoid kidney dysfunction: pharmacological options.</b><br>F. Fedele (Rome, IT)                         | 588 |

Sponsored by **Abbott Vascular**

**HANDS-ON ROOM 2**

*The learning objectives are as follow:*

- *To understand how you can optimize mitral regurgitation treatment with transcatheter mitral valve repair (TMVR) in heart failure patients: from diagnosis to follow-up.*
- *To interact with transcatheter mitral valve repair device and transthoracic echocardiographic ultrasound system.*
- *To take the opportunity to get answers to your clinical & technical questions thanks to this very interactive session.*

**08:30 - 09:15 Treating mitral regurgitation in heart failure patient: from diagnosis to follow-up**

Chairperson: G. La Canna (Rodengo Saiano, IT)

**09:30 - 10:00 How to assess mitral valve and mitral regurgitation with transthoracic echocardiographic ultrasound**

Chairpersons: A. Laghi (Luxembourg, LU); G. La Canna (Rodengo Saiano, IT)

**10:00 - 10:30 Transcatheter mitral valve repair device**

Chairperson: D. Van Hees (Diegem, BE)

**11:00 - 11:45 Treating mitral regurgitation in heart failure patient: from diagnosis to follow-up**

Chairperson: G. La Canna (Rodengo Saiano, IT)

**12:00 - 12:30 How to assess mitral valve and mitral regurgitation with transthoracic echocardiographic ultrasound**

Chairpersons: A. Laghi (Luxembourg, LU); G. La Canna (Rodengo Saiano, IT)

**12:30 - 13:00 Transcatheter mitral valve repair device**

Chairperson: D. Van Hees (Diegem, BE)



Sponsored by **Abbott Vascular**

**HANDS-ON ROOM 2**

(continued)

14:00 - 14:45 **Treating mitral regurgitation in heart failure patient: from diagnosis to follow-up**

Chairperson: G. La Canna (Rodengo Saiano, IT)

15:00 - 15:30 **How to assess mitral valve and mitral regurgitation with transthoracic echocardiographic ultrasound**

Chairpersons: A. Laghi (Luxembourg, LU); G. La Canna (Rodengo Saiano, IT)

15:30 - 16:00 **Transcatheter mitral valve repair device**

Chairperson: D. Van Hees (Diegem, BE)

Sponsored by HeartWare Inc.

HANDS-ON ROOM 3

10:30 - 12:30 **Advanced heart failure and ventricular assist device therapy: the right patient. The right time. The right device**

Chairperson: To be announced

*The learning objectives are as follow:*

*To identify high-risk patients early and develop your treatment strategy.*

12:30 - 14:30 **Tools for real-time patient management**

Chairperson: To be announced

*The learning objectives are as follow:*

*To learn about a unique user-friendly system that provides real-time information about ventricular assist device function to help optimise device performance and improve patient management.*

14:30 - 16:30 **Ventricular assist device technology workshop**

Chairperson: To be announced

*The learning objectives are as follow:*

*Hands-on experience to learn how the device works and how to manage patients with a ventricular assist device.*

08:30 - 10:00 Symposium

**LONDON**

## Challenges in the management of heart failure

Chairpersons: J. Murin (Bratislava I, SK); M. Boehm (Homburg/Saar, DE)

### Patient care

|       |                                                                                                       |     |
|-------|-------------------------------------------------------------------------------------------------------|-----|
| 08:30 | <b>Physical and psychological distress in heart failure.</b><br>J. Riley (London, GB)                 | 589 |
| 08:48 | <b>Depression.</b><br>C.E. Angermann (Wurzburg, DE)                                                   | 590 |
| 09:06 | <b>Sleep disturbance.</b><br>M.R. Cowie (London, GB)                                                  | 591 |
| 09:24 | <b>Hardwired to survive: ICD management close to the end of life.</b><br>M. Jessup (Philadelphia, US) | 592 |
| 09:42 | <b>Early readmission after hospital discharge.</b><br>A. Ahmed (Washington, US)                       | 593 |

08:30 - 10:00 Special Session

**PARIS**

## Late Breaking Trials II: Focus on chronic heart failure

Chairpersons: S.D. Anker (Gottingen, DE); F. Ruschitzka (Zurich, CH)

|       |                                                                                                                                                                                                   |     |
|-------|---------------------------------------------------------------------------------------------------------------------------------------------------------------------------------------------------|-----|
| 08:30 | <b>Cardiovascular improvements with minute ventilation-targeted adaptive servo-ventilation (MV-ASV) therapy in heart failure.</b><br>C.O.Connor (Falls Church, US)                                | 594 |
| 08:37 | <b>Discussion: minute ventilation-targeted adaptive servo-ventilation.</b><br>To be announced                                                                                                     | 595 |
| 08:40 | <b>Transvenous phrenic nerve stimulation for central sleep apnea.</b><br>M.R. Costanzo (Naperville, US)                                                                                           | 596 |
| 08:47 | <b>Discussion: Transvenous phrenic nerve stimulation for central sleep apnea.</b><br>A.J.S. Coats (Coventry, GB)                                                                                  | 597 |
| 08:50 | <b>Effect of liraglutide, a glucagon-like peptide-1 analogue, on left ventricular function in chronic heart failure patients with and without diabetes.</b><br>A.J. Jorsal (Aarhus N, DK)         | 598 |
| 08:57 | <b>Discussion: Effect of liraglutide, a glucagon-like peptide-1 analogue, on left ventricular function in chronic heart failure patients with and without diabetes.</b><br>M. Komajda (Paris, FR) | 599 |
| 09:00 | <b>Impact of unidirectional atrial shunting on heart failure hospitalisation: results from the first in human experience.</b><br>W.T. Abraham (Columbus, US)                                      | 600 |
| 09:07 | <b>Discussion: Impact of unidirectional atrial shunting on heart failure hospitalisation: results from the first in human experience.</b><br>P. Ponikowski (Wroclaw, PL)                          | 601 |

08:30 - 10:00 Special Session

**PARIS**

## Late Breaking Trials II: Focus on chronic heart failure (continued)

- |       |                                                                                                                                                                                                                   |     |
|-------|-------------------------------------------------------------------------------------------------------------------------------------------------------------------------------------------------------------------|-----|
| 09:10 | <b>Main results of the soluble guanylate cyclase stimulator in patients with heart failure and preserved ejection fraction (SOCRATES-PRESERVED) study. Patient-reported outcomes in SOCRATES-PRESERVED study.</b> | 602 |
|       | B. Pieske (Berlin, DE)                                                                                                                                                                                            |     |
| 09:20 | <b>Discussion: SOCRATES-PRESERVED.</b>                                                                                                                                                                            | 603 |
|       | M. Metra (Brescia, IT)                                                                                                                                                                                            |     |
| 09:23 | <b>Panel Discussion.</b>                                                                                                                                                                                          | 604 |

08:30 - 10:00 Symposium

**BERLIN**

## Patient journey in acute heart failure

Chairpersons: E. Lambrinou (Nicosia, CY); J. Butler (Atlanta, US)

### World Congress on Acute Heart Failure

- |       |                                                            |     |
|-------|------------------------------------------------------------|-----|
| 08:30 | <b>How to triage the patient with acute heart failure.</b> | 606 |
|       | M.B. Yilmaz (Sivas, TR)                                    |     |
| 08:52 | <b>Which patient can I discharge directly from ED?</b>     | 607 |
|       | P. Pang (Indianapolis, US)                                 |     |
| 09:15 | <b>Which patient should be referred to ICU/CCU?</b>        | 608 |
|       | A. Rudiger (Zurich, CH)                                    |     |
| 09:37 | <b>Post discharge management.</b>                          | 609 |
|       | V.P. Harjola (Helsinki, FI)                                |     |

08:30 - 10:00 Symposium

**ATHENS**

## Implementation of heart failure guidelines in clinical practice

Chairpersons: S. Di Somma (Rome, IT); R. Ferrari (Ferrara, IT)

### Local Track

#### Patient care

- |       |                                                                            |     |
|-------|----------------------------------------------------------------------------|-----|
| 08:30 | <b>Lessons learned from European registries.</b>                           | 610 |
|       | A.P. Maggioni (Milan, IT)                                                  |     |
| 08:52 | <b>How to manage transition phase from acute to chronic heart failure.</b> | 611 |
|       | M.F. Piepoli (Piacenza, IT)                                                |     |
| 09:15 | <b>Interventional treatment of heart failure: mitral regurgitation.</b>    | 612 |
|       | F. Romeo (Rome, IT)                                                        |     |
| 09:37 | <b>Ventricular assist devices.</b>                                         | 613 |
|       | M. Frigerio (Milan, IT)                                                    |     |

08:30 - 10:00 How-to Session

**BARCELONA**

## How to repair the failing heart

Chairpersons: E. Van Rooij (Utrecht, NL); D.L. Brutsaert (Kontich, BE)

### Basic Science - Translational

|       |                                                                     |     |
|-------|---------------------------------------------------------------------|-----|
| 08:30 | <b>Cardiogenesis.</b><br>K. Chien (Solnavagen, SE)                  | 614 |
| 08:52 | <b>Cell somatic reprogramming.</b><br>N. Montserrat (Barcelona, ES) | 615 |
| 09:15 | <b>Epicardial signals.</b><br>J.M. Perez-Pomares (Malaga, ES)       | 616 |
| 09:37 | <b>Human IPS.</b><br>R. Passier (Leiden, NL)                        | 617 |

08:30 - 10:00 Young Investigators Awards Abstracts

**AGORA**

## Nursing Investigator Award

Chairpersons: I. Ekman (Goteborg, SE); To be announced

Judges: J. De Courcey (London, GB); J. Boyne (Maastricht, NL); L. Anderson (London, GB); T. Jaarsma (Norrkoping, SE)

*The Young Investigator Award session is a competition where finalists present their research in oral sessions, moderated by two chairpersons and judged by a panel of experts who will determine a First Prize Winner and two Runners-Up.*

- |       |                                                                                                                                                                                                                 |     |
|-------|-----------------------------------------------------------------------------------------------------------------------------------------------------------------------------------------------------------------|-----|
| 08:30 | <b>Mid-upper arm circumference is a better predictor of mortality than calf circumference in patients with heart failure.</b>                                                                                   | 618 |
|       | K. Kamiya, T. Masuda, Y. Matsue, N. Hamazaki, R. Matsuzawa, S. Tanaka, K. Nozaki, E. Maekawa, T. Inomata, J. Ako (Sagamihara and Chiba, JP)                                                                     |     |
| 08:45 | <b>Utility and potential impact of a structured telephone support tool to facilitate a seamless program of composite nurse-led, face-to-face and structured telephone support management for heart failure.</b> | 619 |
|       | N.A. Emanuele, Y. Ahamed, M.J. Carrington, D. Thompson, S. Stewart (Victoria, AU)                                                                                                                               |     |
| 09:00 | <b>Self-care confidence totally mediates the influence of simple attention and working memory on self-care in adults with heart failure</b>                                                                     | 620 |
|       | E. Vellone, L. Pancani, A. Greco, M.D.addario, P. Steca, B. Riegel (Rome and Milan, IT; Philadelphia, US)                                                                                                       |     |
| 09:15 | <b>Gait speed provides prognostic capability comparable to 6-min walk test in elderly patients with cardiovascular disease.</b>                                                                                 | 621 |
|       | K. Kamiya, T. Masuda, Y. Matsue, N. Hamazaki, R. Matsuzawa, S. Tanaka, K. Nozaki, E. Maekawa, A. Matsunaga, J. Ako (Sagamihara and Chiba, JP)                                                                   |     |
| 09:30 | <b>Cost-analysis in the management of cardiac implanted electronic devices with remote monitoring: our experience</b>                                                                                           | 622 |
|       | A. Zanni, C. Sticozzi, A. Malagoli, L. Rossi, U. Corvi, M. Piepoli, G. Villani (Piacenza, IT)                                                                                                                   |     |
| 09:45 | <b>The lived experience of adults with heart failure: a phenomenological study</b>                                                                                                                              | 623 |
|       | M. Paturzo, L. Berto, A. Petruzzo, A. Mottola, M.Z. Cohen, R. Alvaro, E. Vellone (Rome and siena, IT; Omaha, US)                                                                                                |     |

**Moderated Poster Session 2 - Cardiomyopathy**

Chairpersons: F. Grigioni (Bologna, IT); A. Karavidas (Athens, GR)

- 10:00 Cardiac magnetic resonance derived extracellular volume fraction estimates myocardial fibrosis in patients with cardiomyopathy without inflammation but not in presence of significant inflammation** 624  
 P. Lurz, D. Lang, C. Luecke, J. Lurz, K. Rommel, K. Klingel, M. Gutberlet, G. Schuler (Leipzig and Tuebingen, DE)
- 10:06 Survival after first heart failure hospitalization in slovenia between 2004 and 2012** 625  
 D. Omersa, J. Farkas, I. Erzen, M. Lainscak (Ljubljana and Celje, SI)
- 10:12 Quantitative contributor of comorbidities in HF patients according to HF phenotypes.** 626  
 A. Iorio, M. Senni, A. Gavazzi, C. Di Nora, S. Poli, E. Zambon, G. Barbati, G. Cioffi, G. Sinagra, A. Di Lenarda (Bergamo, Trieste and Trento, IT)
- 10:18 Chagas' cardiomyopathy mortality in the 21st century: seven years prospective follow up** 627  
 G.E. Souza, J.L. Vieira, A.T. Casolato, L.R. Moraes, G.A. Braga, V.S. Issa, S.M. Ayub-Ferreira, P.R. Chizzola, E.A. Bocchi, L.M. Pessoa De Melo (São Paulo and Sao Jose dos Campos, BR)
- 10:24 Clinical characteristics and long term outcome of peripartum cardiomyopathy in a resource limited setting.** 628  
 E.T. Gambahaya, J.G. Hakim, D.P. Kao, G.T. Fana, J.A. Matenga (Harare, ZW; Denver, US)
- 10:30 Clinical presentation and prognosis of patients with Chagas' cardiomyopathy during episodes of acute decompensated heart failure** 629  
 L.M. Gomez Madronero, L.R. Moraes, C.B. Terhoch, H.F. Moreira, S.M. Ayub-Ferreira, M.T. Oliveira, S.G. Lage, V.S. Issa, E.A. Bocchi (Sao Paulo, BR)
- 10:36 Riociguat - new therapeutic option in the management of cardiac amyloidosis** 630  
 F. Duca, C. Zotter-Tufaro, A. Kammerlander, S. Aschauer, B. Boerries, H. Agis, J. Mascherbauer, D. Bonderman (Vienna, AT)
- 10:42 Manifestation of delay peripartanum cardiomyopathy in Taiwan: implications from 925 cases in ten year** 631  
 T.H. Chen, V.C.C.W.U. Wu (Taipei, TW)
- 10:48 The presence of a truncating mutation in titin independently associates with arrhythmic burden in patients with dilated cardiomyopathy** 632  
 U. Tayal, S. Newsome, R. Buchan, N. Whiffin, C. Shakespeare, J. Ware, S.A. Cook, S.K. Prasad (London, GB)
- 10:54 Two-dimensional strain echocardiography is superior to left ventricular ejection fraction in prediction of outcome in patients with left-sided infective endocarditis** 633  
 T.K. Lauridsen, C. Alhede, A.L. Crowley, J. Kisslo, T. Fritz-Hansen, C.T. Larsen, N. Risum, P. Sogaard, A.L. Dahl, N.E. Bruun (Copenhagen, Roskilde and Aalborg, DK; Durham, US)

10:00 - 11:00 Moderated Poster

**POSTER AREA**

## Clinical Case Corner 2: Catch me, if you can: cases of very fast (or slow) heart - Part I

Chairpersons: F. Orso (Florence, IT); B. Pieske (Berlin, DE)

- |       |                                                                                                                                                                                  |     |
|-------|----------------------------------------------------------------------------------------------------------------------------------------------------------------------------------|-----|
| 10:00 | <b>Palpitations in a young male scheduled for tonsillectomy</b><br>A.A. Constantinescu (Rotterdam, NL)                                                                           | 634 |
| 10:06 | <b>Sudden unexplained death in a young patient</b><br>M. Juarez Fernandez (Madrid, ES)                                                                                           | 635 |
| 10:13 | <b>Acute myocarditis with prominent epsilon-waves on electrocardiogram</b><br>A. Bobrov (Saint-Petersburg, RU)                                                                   | 636 |
| 10:20 | <b>A challenging case of infiltrative cardiomyopathy in a young man with syncope</b><br>F. Grossi (Pontassieve, IT)                                                              | 637 |
| 10:26 | <b>A rare acromegalic cardiomyopathy with malignant arrhythmogenic pattern</b><br>S. Doimo (Trieste, IT)                                                                         | 638 |
| 10:33 | <b>Unconventional approach to atrial fibrillation in friedreich's ataxia.</b><br>S. Jadhav (Kilkenny, IE)                                                                        | 639 |
| 10:40 | <b>Management of an idiopathic left ventricular aneurysm presented with sustained ventricular tachycardia</b><br>M. Cameli (Siena, IT)                                           | 640 |
| 10:46 | <b>A singular cardiac structure and morphology</b><br>C. Costa (Santarem, PT)                                                                                                    | 641 |
| 10:53 | <b>Rhyme and reason for a bad rhythm: triple ripple; 1. recurrent atrial fibrillation, 2. mitral periprosthetic leak, 3. constrictive pericarditis</b><br>V. Rajesh (Irvine, US) | 642 |



10:15 - 10:45 EBAC Accredited Educational Programme - Experts on the Spot

**AGORA**

**Novel strategies for addressing diabetes & heart failure: evaluating cardiovascular outcomes**

Organised by the Physicians Academy for Cardiovascular Education (PACE) Foundation

Course Director: Prof Adriaan A Voors

Supported by an unrestricted educational grant from Boehringer Ingelheim

Chairperson: S.D. Anker (Gottingen, DE)

*The learning objectives are as follow:*

*To describe and discuss the cardiovascular implications of SGLT2 inhibition in the treatment of patients with diabetes and heart failure.*

|       |                                                                                                                                                                                 |            |
|-------|---------------------------------------------------------------------------------------------------------------------------------------------------------------------------------|------------|
| 10:15 | <b>Introduction.</b><br>S.D. Anker (Gottingen, DE)                                                                                                                              | <b>643</b> |
| 10:20 | <b>Cardiovascular outcomes of SGLT2 inhibition: evidence from recent clinical trials.</b><br>D. Fitchett (Toronto, CA)                                                          | <b>644</b> |
| 10:30 | <b>Interactive case discussion: what are the clinical implications of cardiovascular outcomes of SGLT2 inhibition?</b><br>S.D. Anker (Gottingen, DE); D. Fitchett (Toronto, CA) | <b>645</b> |



This programme is accredited by the European Board for Accreditation in Cardiology (EBAC) for 1 hour of external CME credit(s).

Each participant should claim only those hours of credit that have actually been spent in the educational activity.

EBAC works according to the quality standards of the European Accreditation Council for Continuing Medical Education (EACCME), which is an institution of the European Union of Medical Specialists (UEMS).

11:00 - 12:30 Main Session

**LONDON**

## The new ESC Guidelines: Focus on co-morbidities

ESC Clinical Practice Guidelines

11:00 - 12:30 Symposium

**PARIS**

## Cardio-oncology in heart failure service

Chairpersons: A.R. Lyon (London, GB); E. Lambrinou (Nicosia, CY)

|       |                                                                                          |     |
|-------|------------------------------------------------------------------------------------------|-----|
| 11:00 | <b>Cancer and heart failure: scope of the problem.</b><br>T.A. McDonagh (London, GB)     | 653 |
| 11:18 | <b>Diagnosis and treatment.</b><br>T.M. Suter (Bern, CH)                                 | 654 |
| 11:36 | <b>Proposed model of care.</b><br>D. Cardinale (Milan, IT)                               | 655 |
| 11:54 | <b>Role of the heart failure nurse.</b><br>J. De Courcey (London, GB)                    | 656 |
| 12:12 | <b>Cancer and atrial fibrillation: what is different?</b><br>D.T. Farmakis (Piraeus, GR) | 657 |

11:00 - 12:30 Symposium

**BERLIN**

## Organ dysfunction in acute heart failure

Chairpersons: M.S. Nieminen (Helsinki, FI); O. Chioncel (Bucuresti, RO)

### World Congress on Acute Heart Failure

|       |                                                            |     |
|-------|------------------------------------------------------------|-----|
| 11:00 | <b>Cardiorenal syndrome.</b><br>To be announced            | 658 |
| 11:22 | <b>Liver and gut.</b><br>S. Collins (Nashville, US)        | 659 |
| 11:45 | <b>Heart brain interaction.</b><br>W. Doehner (Berlin, DE) | 660 |
| 12:07 | <b>Pulmonary dysfunction.</b><br>M. Lainscak (Celje, SI)   | 661 |

11:00 - 12:30 Symposium

**ROME**

## Controversies in cardiac re-synchronisation therapy Joint Session with the European Heart Rhythm Association (EHRA)

Chairpersons: F. Ruschitzka (Zurich, CH); G. Hindricks (Leipzig, DE)

|       |                                                                               |     |
|-------|-------------------------------------------------------------------------------|-----|
| 11:00 | <b>QRS width and bundle branch morphology.</b><br>J.G.F. Cleland (London, GB) | 662 |
| 11:22 | <b>Gender.</b><br>C. Linde (Stockholm, SE)                                    | 663 |
| 11:45 | <b>Atrial fibrillation.</b><br>To be announced                                | 664 |
| 12:07 | <b>Non-responders.</b><br>M.R. Gold (Charleston, US)                          | 665 |

11:00 - 12:30 Symposium

**ATHENS**

## Old and new therapeutic targets

Chairpersons: L. Padeletti (Florence, IT); E. Gronda (Sesto S. Giovanni, IT)

### Local Track

#### New and emerging therapies

|       |                                                                  |     |
|-------|------------------------------------------------------------------|-----|
| 11:00 | <b>Neurohormonal modulation.</b><br>M. Emdin (Pisa, IT)          | 666 |
| 11:22 | <b>Mitochondrial function.</b><br>S. Nodari (Brescia, IT)        | 667 |
| 11:45 | <b>Interstitial fibrosis.</b><br>P. Perrone-Filardi (Naples, IT) | 668 |
| 12:07 | <b>Iron and nutrition.</b><br>F. Fedele (Rome, IT)               | 669 |

11:00 - 12:30 Symposium

**BARCELONA**

## Post myocardial infarction: novel ways to prevent heart failure?

Chairpersons: J. Bauersachs (Hannover, DE); M. Mayr (London, GB)

### Basic Science - Translational

|       |                                                                             |     |
|-------|-----------------------------------------------------------------------------|-----|
| 11:00 | <b>Cardioprotective factors.</b><br>M. Giacca (Trieste, IT)                 | 670 |
| 11:22 | <b>Lymphatics enhance heart repair.</b><br>E. Brakenhielm (Rouen, FR)       | 671 |
| 11:45 | <b>Can cardiomyocytes affect fibrosis?</b><br>E. Van Rooij (Utrecht, NL)    | 672 |
| 12:07 | <b>Macrophage-cardiomyocyte interactions.</b><br>T. Braun (Bad Nauheim, DE) | 673 |

11:00 - 12:30 Young Investigators Awards Abstracts

**AGORA**

## Young Investigator Award: Clinical

Chairpersons: J.J.V. McMurray (Glasgow, GB); To be announced

Judges: F.Zannad (Vandoeuvre Les Nancy, FR); P.Liu (Ottawa, CA); M.Packer (Dallas, US); M.R.Cowie (London, GB); A.W.Hoes (Utrecht, NL)

*The Young Investigator Award session is a competition designed for presenters who are 35 or under. Finalists will present their research in oral sessions, moderated by two chairpersons and judged by a panel of experts who will determine a First Prize Winner and two Runners-Up.*

- |       |                                                                                                                                                                                                                                                                                                                                                                                                                                                  |     |
|-------|--------------------------------------------------------------------------------------------------------------------------------------------------------------------------------------------------------------------------------------------------------------------------------------------------------------------------------------------------------------------------------------------------------------------------------------------------|-----|
| 11:00 | <p><b>Plasma fibroblast growth factor 23 is associated with poor outcome and unsuccessful uptitration of guideline-recommended pharmacotherapy in patients with worsening heart failure</b></p> <p>J.M. Ter Maaten, A.A. Voors, M. Metra, P. Van Der Harst, K. Dickstein, F. Zannad, J.G. Cleland, H.L. Hillege, K. Damman, M.H. De Borst (Groningen, NL; Brescia, IT; Stavanger, NO; Nancy, FR; London, GB)</p>                                 | 674 |
| 11:15 | <p><b>Prognostic burden of heart failure diagnosed in primary care or secondary care: a population-based linked electronic health record cohort study in 2.1 million people</b></p> <p>S. Koudstaal, M. Pujades-Rodriguez, S. Denaxas, J.M.I.H. Gho, A.D. Shah, C.P. Gale, A.W. Hoes, J.G. Cleland, F.W. Asselbergs, H. Hemingway (Utrecht, NL; London and Leeds, GB)</p>                                                                        | 675 |
| 11:30 | <p><b>Treatment with insulin increases mortality in diabetic patients with chronic heart failure: data from the GISSI-HF Trial.</b></p> <p>D. Cosmi, S. Barlera, S. Masson, L. Staszewsky, A.P. Maggioni, L. Tavazzi, G. Tognoni, F. Cosmi, R. Latini (Arezzo, Milan, Florence and Cotignola, IT)</p>                                                                                                                                            | 676 |
| 11:45 | <p><b>Genetic screening in dilated and non-dilated cardiomyopathy: should we broaden our perspective?</b></p> <p>M.R. Hazebroek, J. Verdonschot, E. Vanhoutte, I. Krapels, M. Hoos, L. Van Montfort, A. Van Den Wijngaard, H. Brunner, S. Heymans (Maastricht, NL)</p>                                                                                                                                                                           | 677 |
| 12:00 | <p><b>Renal venous pattern: a new parameter for predicting cardiorenal syndrome progression</b></p> <p>A. Puzzovivo, M. Iacoviello, F. Monitillo, M. Leone, C. Rizzo, M.S. Lattarulo, D. Grande, P. Terlizze, F. Massari, M.M. Ciccone (Altamura and Bari, IT)</p>                                                                                                                                                                               | 678 |
| 12:15 | <p><b>The metabolic exercise cardiac and kidney indexes (mecki) score: a new prognostic tool in patients with heart failure. a multicenter comparison with seattle and hfs in a large cohort of patients</b></p> <p>M. Mapelli, R.L. La Gioia, M.E. Emdin, R.R. Raimondo, G.L. Limongelli, A.S. Scardovi, C.L. Lombardi, G.S. Sinagra, U.C. Corra, P.A. Agostoni (Milan, Bari, Pisa, Tradate, Naples, Rome, Brescia, Trieste and Veruno, IT)</p> | 679 |

12:45 - 14:00 Satellite Symposium

**LONDON**

## **Optimizing current and integrating new treatments to improve outcomes in heart failure: practical insights**

**Sponsored by Novartis Pharma AG**

Chairpersons: F. Ruschitzka (Zurich, CH); M. Senni (Bergamo, IT)

*The learning objectives are as follows:*

- *To share clinical practice experience on how optimising current and integrating new treatments can lead to improved patient outcomes.*
- *To examine the benefits of a multidisciplinary team approach to the adequate management of heart failure, with particular focus on integrating new heart failure treatments.*

|       |                                                                                                                                                                                                                                                                                                                            |            |
|-------|----------------------------------------------------------------------------------------------------------------------------------------------------------------------------------------------------------------------------------------------------------------------------------------------------------------------------|------------|
| 12:45 | <b>Welcome and introduction.</b><br>F. Ruschitzka (Zurich, CH); M. Senni (Bergamo, IT)                                                                                                                                                                                                                                     | <b>680</b> |
| 12:55 | <b>Optimising current and integrating new treatments: experience from clinical practice (part A).</b><br>B. Pieske (Berlin, DE)                                                                                                                                                                                            | <b>681</b> |
| 13:10 | <b>Optimising current and integrating new treatments: experience from clinical practice (part B).</b><br>M. Senni (Bergamo, IT)                                                                                                                                                                                            | <b>682</b> |
| 13:25 | <b>Benefits of a multidisciplinary approach when optimizing current and integrating new heart failure treatments for improved outcomes: panel discussion.</b><br>F. Ruschitzka (Zurich, CH); F.D.R. Hobbs (Oxford, GB); T. Jaarsma (Norrköping, SE); J. Riley (London, GB); B. Pieske (Berlin, DE); M. Senni (Bergamo, IT) | <b>683</b> |
| 13:55 | <b>Summary of key learning points and close.</b><br>F. Ruschitzka (Zurich, CH); M. Senni (Bergamo, IT)                                                                                                                                                                                                                     | <b>684</b> |

12:45 - 13:45 Satellite Symposium

**PARIS**

## Targeting mitochondria to improve outcomes in heart failure

Organised by Charité Medical School Berlin, Supported by an unrestricted educational grant from Stealth Peptides

Chairpersons: B. Pitt (Ann Arbor, US); M. Metra (Brescia, IT)

*The learning objectives are as follow:*

- To review the role of mitochondrial function in the pathogenesis of heart failure.
- To understand the role of new therapeutic approaches in improving mitochondrial structure and function.
- To focus on elamipretide in heart failure with preserved ejection fraction.
- To discuss new therapeutic approaches linking mitochondria and heart failure.

|       |                                                                                                |     |
|-------|------------------------------------------------------------------------------------------------|-----|
| 12:45 | <b>Reaching the next level of drug development for heart failure: targetting mitochondria.</b> | 685 |
|       | S.D. Anker (Gottingen, DE)                                                                     |     |
| 13:00 | <b>Elamipretide improves mitochondrial activity in the failing human heart.</b>                | 686 |
|       | B. Stauffer (Aurora, US)                                                                       |     |
| 13:15 | <b>Elamipretide in heart failure with reduced ejection fraction.</b>                           | 687 |
|       | H.N. Sabbah (Detroit, US)                                                                      |     |
| 13:30 | <b>Clinical development concepts targeting mitochondria.</b>                                   | 688 |
|       | B. Pitt (Ann Arbor, US)                                                                        |     |

12:45 - 14:00 Satellite Symposium

**BERLIN**

## Targeting cardiac and non-cardiac comorbidities in heart failure

Sponsored by Bayer

Chairpersons: M. Gheorghiade (Chicago, US); A.A. Voors (Groningen, NL)

*The learning objectives are as follow:*

- To understand the complex and high risk phenotypes of chronic heart failure and how they intersect.
- To become familiar with patient reported outcomes and quality of life instruments important for patients with chronic heart failure.
- To recognize new therapeutic targets in the landscape of chronic heart failure.

|       |                                                                                |     |
|-------|--------------------------------------------------------------------------------|-----|
| 12:45 | <b>Welcome and introductions.</b>                                              | 689 |
|       | A.A. Voors (Groningen, NL)                                                     |     |
| 12:50 | <b>How to overcome the burden of common co-morbidities in heart failure.</b>   | 690 |
|       | F. Zannad (Vandoeuvre Les Nancy, FR)                                           |     |
| 13:10 | <b>Alternative endpoints in chronic heart failure: what the patient wants.</b> | 691 |
|       | L. Burke (Royal Oak, US)                                                       |     |
| 13:30 | <b>New pathways and therapeutic targets to treat chronic heart failure.</b>    | 692 |
|       | J. Butler (Atlanta, US)                                                        |     |
| 13:50 | <b>Wrap up and questions &amp; answers.</b>                                    | 693 |
|       | M. Gheorghiade (Chicago, US)                                                   |     |

12:45 - 14:00 Satellite Symposium

ROME

## Iron deficiency matters in chronic heart failure

Sponsored by Vifor Pharma

Chairpersons: P. Ponikowski (Wroclaw, PL); J. Comin-Colet (Barcelona, ES)

*The learning objectives are as follow:*

- *To improve understanding among physicians about the clinical significance of iron deficiency in patients with chronic heart failure, and the importance of screening, diagnosis and adequate treatment of iron deficiency.*
- *To discuss the latest guidelines for the screening, diagnosis and treatment of iron deficiency in patients with chronic heart failure and to understand their implications for clinical practice.*
- *To review recent data supporting the administration of intravenous iron therapy in patients with chronic heart failure, and to consider the published evidence of treatment with intravenous or oral iron.*

|       |                                                                                                                                       |     |
|-------|---------------------------------------------------------------------------------------------------------------------------------------|-----|
| 12:45 | <b>Welcome and introduction.</b><br>J. Comin-Colet (Barcelona, ES)                                                                    | 694 |
| 12:50 | <b>Guidelines: implications for clinical practice.</b><br>P. Ponikowski (Wroclaw, PL)                                                 | 695 |
| 13:05 | <b>Iron therapy for the treatment of iron deficiency in chronic heart failure: intravenous or oral?</b><br>T.A. McDonagh (London, GB) | 696 |
| 13:20 | <b>Iron deficiency in chronic heart failure: reviewing the evidence.</b><br>S.D. Anker (Göttingen, DE)                                | 697 |
| 13:35 | <b>Panel discussion.</b><br>J. Comin-Colet (Barcelona, ES)                                                                            | 698 |
| 13:55 | <b>Summary and close.</b><br>P. Ponikowski (Wroclaw, PL)                                                                              | 699 |



12:45 - 14:00 Satellite Symposium

**ATHENS**

## **Latest developments in cardiac resynchronisation therapy**

**Sponsored by Medtronic**

Chairpersons: G.S. Filippatos (Athens, GR); J.G.F. Cleland (London, GB)

*The learning objectives are as follow:*

- *Learn how to identify the right patients for cardiac resynchronisation therapy.*
- *Learn which new technologies have been developed to increase cardiac resynchronisation therapy response, what the clinical results are and how to implement them in clinical practice.*
- *Learn how to organize a patient care pathway for cardiac resynchronisation therapy patients.*

|       |                                                                                                                                               |            |
|-------|-----------------------------------------------------------------------------------------------------------------------------------------------|------------|
| 12:45 | <b>Introduction.</b><br>J.G.F. Cleland (London, GB)                                                                                           | <b>700</b> |
| 12:50 | <b>Identification of candidates for cardiac resynchronisation therapy.</b><br>S.G. Williams (Manchester, GB)                                  | <b>701</b> |
| 13:10 | <b>How to embed device technology in clinical practice to improve response to cardiac resynchronisation therapy.</b><br>W. Mullens (Genk, BE) | <b>702</b> |
| 13:30 | <b>Cardiac resynchronisation therapy care pathway: from efficiency to maximizing value to patients.</b><br>K. Vernooy (Maastricht, NL)        | <b>703</b> |
| 13:50 | <b>Conclusions.</b><br>G.S. Filippatos (Athens, GR)                                                                                           | <b>704</b> |

12:45 - 13:45 Satellite Symposium

**BARCELONA**

## **Screening for sudden cardiac death in the newly diagnosed heart failure patient: the role of the Wearable Cardioverter Defibrillator**

**Sponsored by ZOLL**

Chairpersons: M. Boehm (Homburg/Saar, DE); J. Sperzel (Bad Nauheim, DE)

*The learning objectives are as follow:*

- *To learn more about the actual ESC Guidelines.*
- *To optimize patient protection by systematic screening.*
- *To provide an effective management of the newly diagnosed heart failure patient with the Wearable Cardioverter Defibrillator.*

|       |                                                                                                                                                                                                       |     |
|-------|-------------------------------------------------------------------------------------------------------------------------------------------------------------------------------------------------------|-----|
| 12:45 | <b>Introduction.</b><br>M. Boehm (Homburg/Saar, DE)                                                                                                                                                   | 705 |
| 12:50 | <b>A new standard of care: clinical update on the Wearable Cardioverter Defibrillator (WCD).</b><br>R. Isnard (Paris, FR)                                                                             | 706 |
| 13:05 | <b>Screening protocols and the Wearable Cardioverter Defibrillator: a systematic way to protect newly diagnosed heart failure patients from sudden cardiac death.</b><br>J. Sperzel (Bad Nauheim, DE) | 707 |
| 13:20 | <b>Clinical case scenarios to optimize patient selection and follow-up.</b><br>F. Enseleit (Zurich, CH)                                                                                               | 708 |
| 13:35 | <b>Panel discussion and summary.</b><br>J. Sperzel (Bad Nauheim, DE)                                                                                                                                  | 709 |

14:15 - 15:45 Symposium

**LONDON**

## Management of atrial fibrillation in heart failure

Chairperson: G.M.C. Rosano (London, GB); S. Solomon (Boston, US)

|       |                                                                                  |     |
|-------|----------------------------------------------------------------------------------|-----|
| 14:15 | <b>Atrial fibrillation or left atrial disease?</b><br>F. Ruschitzka (Zurich, CH) | 710 |
| 14:37 | <b>Beta-blockers for rate control?</b><br>D. Kotecha (Birmingham, GB)            | 711 |
| 15:00 | <b>How to anticoagulate.</b><br>P.E. Vardas (Heraklion, GR)                      | 712 |
| 15:22 | <b>When drug therapy is not enough.</b><br>G. Hindricks (Leipzig, DE)            | 713 |

14:15 - 15:45 Special Session

**PARIS**

## European Heart Journal - European Journal of Heart Failure - ESC - HF: the year's best papers on heart failure

Chairpersons: M. Metra (Brescia, IT); Z. Papp (Debrecen, HU)

*The aim of the session is to outline the best articles published last year regarding the different areas of heart failure research*

|       |                                                       |     |
|-------|-------------------------------------------------------|-----|
| 14:15 | <b>Imaging.</b><br>L. Badano (Padova, IT)             | 714 |
| 14:37 | <b>Biomarkers.</b><br>S. Von Haehling (Berlin, DE)    | 715 |
| 15:00 | <b>Medical therapy.</b><br>A.A. Voors (Groningen, NL) | 716 |
| 15:22 | <b>Devices.</b><br>K. Dickstein (Stavanger, NO)       | 717 |

# SUNDAY 22 MAY 2016 - AFTERNOON SESSIONS

14:15 - 15:45 Symposium

**BERLIN**

## What heart failure specialists can learn from trials in other disease areas

Chairpersons: J.L. Balligand (Brussels, BE), A.J. Manolis (Voula Athens, GR)

|       |                                                                                                  |     |
|-------|--------------------------------------------------------------------------------------------------|-----|
| 14:15 | <b>Procalcitonin-guided antibiotics therapy studied in infection.</b><br>M. Moeckel (Berlin, DE) | 718 |
| 14:37 | <b>NOACs studied in atrial fibrillation.</b><br>F. Zannad (Vandoeuvre Les Nancy, FR)             | 719 |
| 15:00 | <b>Potassium binders studied in CKD.</b><br>B. Pitt (Ann Arbor, US)                              | 720 |
| 15:22 | <b>SGLT2 inhibitors studied in T2DM.</b><br>S.D. Anker (Göttingen, DE)                           | 721 |

14:15 - 15:45 Symposium

**ROME**

## Alliance against heart failure: call for action Joint session with the Global Heart Failure Awareness Programme



Chairpersons: G.S. Filippatos (Athens, GR); P. Ponikowski (Wrocław, PL)

|       |                                                                                                                                                                                                                                                                                                                                    |     |
|-------|------------------------------------------------------------------------------------------------------------------------------------------------------------------------------------------------------------------------------------------------------------------------------------------------------------------------------------|-----|
| 14:15 | <b>Heart failure as a global epidemic in the 21st century.</b><br>A.W. Hoes (Utrecht, NL)                                                                                                                                                                                                                                          | 722 |
| 14:25 | <b>Global heart failure alliance: role of the national societies.</b><br>A. Mebazaa (Paris, FR)                                                                                                                                                                                                                                    | 723 |
| 14:35 | <b>Active role of patients and their careers.</b><br>J. Riley (London, GB)                                                                                                                                                                                                                                                         | 724 |
| 14:45 | <b>Update on HFA Awareness Programme.</b><br>P. Ponikowski (Wrocław, PL)                                                                                                                                                                                                                                                           | 725 |
| 15:10 | <b>Panel discussion: global campaign executed at the national levels.</b><br>J. Lindenfeld (Nashville, US); R. Mehra (Needham, US); R.C.S. Starling (Cleveland, US);<br>V. Chopra (New Delhi, IN); M. Isobe (Tokyo, JP); K. Sliwa-Hahnle (Cape Town, ZA);<br>J. Zhang (Beijing, CN); M.C. Cho (Cheongju, KR); B.S. Yoo (Wonju, KR) | 726 |

14:15 - 15:45 Symposium

**ATHENS**

## **Imaging technique in the decision making of heart failure**

Chairpersons: P. Agostoni (Milan, IT); M. Senni (Bergamo, IT)

### **Local Track**

#### **Imaging and Biomarkers**

- |       |                                                               |     |
|-------|---------------------------------------------------------------|-----|
| 14:15 | <b>The new frontier of multidimensional echocardiography.</b> | 730 |
|       | P.G. Pino (Rome, IT)                                          |     |
| 14:37 | <b>Lung ultrasound imaging.</b>                               | 731 |
|       | G. Ambrosio (Perugia, IT)                                     |     |
| 15:00 | <b>Cardiac magnetic resonance: the revolution.</b>            | 732 |
|       | M. Lombardi (San Donato Milanese, IT)                         |     |
| 15:22 | <b>Computer tomography not only for coronary arteries.</b>    | 733 |
|       | G. Casolo (Lido Di Camaiore, IT)                              |     |

14:15 - 15:45 Young Investigators Awards Abstracts

**AGORA**

## Young Investigator Award: Basic and Translational Science

Chairpersons: C. Maack (Homburg/Saar, DE); J. Backs (Heidelberg, DE)

Judges: G.W.A. De Keulenaer (Wilrijk, BE); M. Giacca (Trieste, IT); I.G. Lunde (Oslo, NO); M. Mayr (London, GB); C. Tschoepe (Berlin, DE)

### Basic Science - Translational

*The Young Investigator Award session is a competition designed for presenters who are 35 or under. Finalists will present their research in oral sessions, moderated by two chairpersons and judged by a panel of experts who will determine a First Prize Winner and two Runners-Up.*

- |       |                                                                                                                                                                                                                                                                                                                  |            |
|-------|------------------------------------------------------------------------------------------------------------------------------------------------------------------------------------------------------------------------------------------------------------------------------------------------------------------|------------|
| 14:15 | <b>HFA Philip Poole Wilson Lecture: new scenarios in medical science.</b><br>L. Tavazzi (Cotignola, IT)                                                                                                                                                                                                          | <b>734</b> |
| 14:30 | <b>Endothelial deletion of protein tyrosine phosphatase-1B promotes angiogenesis and protects against pressure overload-induced heart failure in mice</b><br>R. Gogiraju, M.R. Schroeter, M.L. Bochenek, T. Muenzel, G. Hasenfuss, K. Schaefer (Goettingen and Mainz, DE)                                        | <b>735</b> |
| 14:45 | <b>The microRNA-146a - DLST axis: a new therapeutic target in heart failure.</b><br>W.A. Heggermont, A.P. Papageorgiou, A. Quaegebeur, S. Deckx, P. Carai, B. Schroen, M. Van Bilsen, Y. Pinto, P. Carmeliet, S. Heymans (Leuven, BE; Maastricht and Amsterdam, NL)                                              | <b>736</b> |
| 15:00 | <b>Implications of mitochondrial dysfunction in heart failure with preserved ejection fraction</b><br>G. Conceicao, D. Miranda-Silva, E. Alves, P. Rodrigues, R. Wust, C. Sena, J. Magalhaes, R. Seica, A.F. Leite-Moreira, I. Falcao-Pires (Porto and Coimbra, PT; Amsterdam, NL)                               | <b>737</b> |
| 15:15 | <b>Maturation assessment of recellularized human cardiac tissue by means of simultaneous voltage and calcium mapping</b><br>A.M. Climent, E. Garreta, M.E. Fernandez-Santos, R. Sanz, M.S. Guillem, J.C. Izpisua Belmonte, N. Montserrat, F. Fernandez-Aviles (Madrid, Barcelona and Valencia, ES; La Jolla, US) | <b>738</b> |
| 15:30 | <b>FOXO1A regulates arterial and venous identity in human pluripotent stem cells-derived endothelial cells</b><br>E. Gara, S.Z. Kiraly, G. Kiszler, J. Skopal, M. Polos, B. Merkely, S.E. Harding, G. Foldes (Budapest, HU)                                                                                      | <b>739</b> |

15:45 - 16:30 Moderated Poster

POSTER AREA

**Moderated Poster Session 3 - Top news on Biomarkers**

Chairpersons: A. Maisel (Solana Beach, US); H.P. Brunner-La Rocca (Maastricht, NL)

- 15:45 Clinical and prognostic value of pro-enkephalin in acute and chronic heart failure 740**  
 Y. Matsue, J.M. Ter Maaten, J. Struck, M. Metra, C.M.O.connor, J.R. Teerlink, D.J. Van Veldhuisen, P. Van Der Meer, K. Damman, A.A. Voors (Groningen, NL; Hennigsdorf, DE; Brescia, IT; Durham and San Francisco, US)
- 15:50 Diagnostic performance and reference values of novel biomarkers of heart failure in children and adolescents 741**  
 J. Hauser, S. Demyanets, K. Rusai, C. Goritschan, M. Weber, A.M. Taylor, D. Panesar, J. Wojta, I. Michel-Behnke (London, GB; Vienna, AT)
- 15:56 Circulating relaxin as a biomarker of pulmonary hypertension and right heart overload in acute heart failure 742**  
 M. Pintalhao, P. Castro-Chaves, F. Vasques-Novoa, F. Goncalves, L. Mendonca, R. Fontes-Carvalho, P. Lourenco, P. Almeida, A. Leite-Moreira, P. Bettencourt (Porto, PT)
- 16:01 Use of biomarkers to establish potential role and function of circulating microRNAs in acute heart failure 743**  
 E.L. Vegter, D. Schmitter, Y. Hagemeyer, E.S. Ovchinnikova, P. Van Der Harst, D.J. Van Veldhuisen, P. Van Der Meer, E. Berezikov, A.A. Voors, M.A.F. Khan (Groningen, NL; Allschwil, CH)
- 16:07 The prognostic effect of serum magnesium concentration in patients with heart failure 744**  
 T. Angkananard, T. Anothaisintawee, S. Eursiriwan, M. Mcevoy, J. Attia, A. Thakkinstian (Bangkok, TH; Newcastle, AU)
- 16:13 Hyperparathyroidism and its prognostic role in men with chronic heart failure 745**  
 G. Loncar, B. Bozic, N. Cvetinovic, H.D. Dungen, M. Lainscak, S. Von Haehling, W. Doehner, Z. Radojicic, B. Putnikovic, V. Popovic (Belgrade, RS; Berlin and Gottingen, DE; Celje, SI)
- 16:18 Determinants of temporal changes in galectin-3 level in the general population: data of PREVENT 746**  
 A.R. Van Der Velde, W.C. Meijers, E.R. Van Den Heuvel, S.J. Bakker, W.H. Van Gilst, P. Van Der Harst, H.L. Hillege, R.A. De Boer (Groningen and Eindhoven, NL)
- 16:24 Different clinical profile of patients with heart failure with reduced ejection fraction with low hepcidin versus high soluble transferrin receptor 747**  
 M. Kasztura, M. Drozd, P. Rozentryt, L. Polonski, J. Malyszko, E. Koc-Zorawska, J. Majda, W. Banasiak, P. Ponikowski, E.A. Jankowska (Wroclaw, Zabrze and Bialystok, PL)

SUNDAY  
SESSIONS

15:45 - 16:30 Moderated Poster

**POSTER AREA**

## Clinical Case Corner 3: Catch me, if you can: cases of very fast (or slow) heart - Part II

Chairpersons: P. Agostoni (Milan, IT); C.A. Adlbrecht (Vienna, AT)

- |       |                                                                                                                                                                            |     |
|-------|----------------------------------------------------------------------------------------------------------------------------------------------------------------------------|-----|
| 15:45 | <b>Coronary artery vasospasm in cardiac allograft presenting with malignant arrhythmia and left bundle branch block pattern in early post - transplantation period.</b>    | 748 |
|       | M. Celinska-Spodar (Zaborow, PL)                                                                                                                                           |     |
| 15:51 | <b>Prosthetic valve dysfunction, acute myocardial infarction, and cardiogenic shock following an uncomplicated pregnancy: what else could have been done?</b>              | 749 |
|       | O. Calvillo Arguelles (Monterrey, MX)                                                                                                                                      |     |
| 15:57 | <b>Look carefully: acute heart failure after pregnancy</b>                                                                                                                 | 750 |
|       | C.I. Saldarriaga (Medellin, CO)                                                                                                                                            |     |
| 16:04 | <b>Tachycardia-induced cardiomyopathy after 16 years of incessant PJRT</b>                                                                                                 | 751 |
|       | K. Etsadashvili (Tbilisi, GE)                                                                                                                                              |     |
| 16:10 | <b>Acute exacerbation of heart failure attributed to complete atrioventricular block in a patient with left univentricular pacing by cardiac resynchronisation therapy</b> | 752 |
|       | N. Nishiyama (Tokyo, JP)                                                                                                                                                   |     |
| 16:17 | <b>Recurrent episodes of life-threatening vasodilatory shock following unintentional intoxication with calcium channel blocker, amlodipine</b>                             | 753 |
|       | C. Kapelios (Athens, GR)                                                                                                                                                   |     |
| 16:23 | <b>An unusual high risk pregnancy: severe preeclampsia, cardiac tamponade and previously undiagnosed left ventricular non-compaction with severe systolic dysfunction</b>  | 754 |
|       | O. Calvillo Arguelles (Monterrey, MX)                                                                                                                                      |     |



15:50 - 16:20 Satellite Symposium - Experts on the Spot

**AGORA**

**Ask the experts: your questions on optimizing heart failure management and the future of new treatments answered**

Sponsored by Novartis Pharma AG

Chairperson: V. Parry (London, GB)

*The learning objectives are as follows:*

*To provide an open forum for the expert discussion of questions on topics and themes that are of interest to the delegates, with a focus on optimizing heart failure treatment for improved patient outcomes.*

15:50 **Ask the experts: your questions on optimizing heart failure management and the future of new treatments answered.**

755

J.J.V. McMurray (Glasgow, GB); B. Pieske (Berlin, DE); F. Ruschitzka (Zurich, CH);  
M. Senni (Bergamo, IT)

16:00 - 16:30 Special Event

**HFA STAND**

**Award Ceremony**

Chairpersons: G.S. Filippatos (Athens, GR); C. Maack (Homburg/Saar, DE)

**Young investigator award: basic science.** 756

C. Maack (Homburg/Saar, DE)

**Young investigator award: clinical.** 757

T.A. McDonagh (London; UK)

**Nursing investigator award.** 758

E. Lambrinou (Nicosia, CY)

**Clinical Case competition.** 759

E.A Jankowska (Wroclaw, PL)

# SUNDAY 22 MAY 2016 - AFTERNOON SESSIONS

16:30 - 18:00 Symposium

**LONDON**

## What a busy clinician needs to know about LCZ696 for heart failure

Chairpersons: G.S. Filippatos (Athens, GR); S.D. Anker (Gottingen, DE); M. Packer (Dallas, US)

- |       |                                                                                                                                                                                                                                                                                          |     |
|-------|------------------------------------------------------------------------------------------------------------------------------------------------------------------------------------------------------------------------------------------------------------------------------------------|-----|
| 16:30 | <b>The drug and the PARADIGM-HF trial.</b><br>J.J.V. McMurray (Glasgow, GB)                                                                                                                                                                                                              | 760 |
| 16:42 | <b>What was it approved for in Europe – The EMA recommendations.</b><br>K. Prasad (London, GB)                                                                                                                                                                                           | 761 |
| 16:55 | <b>What the 2016 guidelines say.</b><br>P. Ponikowski (Wroclaw, PL)                                                                                                                                                                                                                      | 762 |
| 17:08 | <b>LCZ696 and the use of biomarkers.</b><br>S. Solomon (Boston, US)                                                                                                                                                                                                                      | 763 |
| 17:21 | <b>LCZ696 and Alzheimers?</b><br>A.M. Zeiher (Frankfurt, DE)                                                                                                                                                                                                                             | 764 |
| 17:34 | <b>LCZ696 and drug-drug interactions?</b><br>G.M.C. Rosano (London, GB)                                                                                                                                                                                                                  | 765 |
| 17:47 | <b>Panel discussion.</b><br>G.M.C. Rosano (London, GB); A.M. Zeiher (Frankfurt, DE); S. Solomon (Boston, US);<br>P. Ponikowski (Wroclaw, PL); J.J.V. McMurray (Glasgow, GB); S.D. Anker (Gottingen, DE);<br>G.S. Filippatos (Athens, GR); M. Packer (Dallas, US); K. Prasad (London, GB) | 766 |

16:30 - 18:00 HFA Focus session

**PARIS**

## Challenging clinical scenarios in heart failure

Chairpersons: M.F. Piepoli (Piacenza, IT); J.L. Zamorano Gomez (Madrid, ES)



### Mobile App Interactive Session

- |       |                                                                                                   |     |
|-------|---------------------------------------------------------------------------------------------------|-----|
| 16:30 | <b>End-stage heart failure: when to implant devices ?</b><br>F. Grigioni (Bologna, IT)            | 767 |
| 17:00 | <b>Low flow low gradient aortic: what to do?</b><br>R. Rosenhek (Vienna, AT)                      | 768 |
| 17:30 | <b>Cardiotoxicity after chemotherapy. How to monitor and what to do?</b><br>T.M. Suter (Bern, CH) | 769 |

# SUNDAY 22 MAY 2016 - AFTERNOON SESSIONS

16:30 - 18:00 How-to Session

**BERLIN**

## How to use inotropes in cardiogenic shock

Chairpersons: J.T. Parissis (Athens, GR); M.S. Nieminen (Helsinki, FI)

### World Congress on Acute Heart Failure

|       |                                               |     |
|-------|-----------------------------------------------|-----|
| 16:30 | <b>Catecholamines.</b>                        | 770 |
|       | J. Lassus (Espoo, FI)                         |     |
| 16:52 | <b>PDE inhibitors and calcium-sensitizers</b> | 771 |
|       | D. Bettex (Zurich, CH)                        |     |
| 17:15 | <b>Novel inotropes.</b>                       | 772 |
|       | J.R. Teerlink (San Francisco, US)             |     |
| 17:37 | <b>Practical recommendations</b>              | 773 |
|       | A. Mebazaa (Paris, FR)                        |     |

16:30 - 18:00 Symposium

**ROME**

## A global view on the new heart failure guidelines: crossing the great divide Joint session with the Heart Failure Society of America and the Japanese Heart Failure Society

Chairpersons: R. Mehra (Needham, US); F. Ruschitzka (Zurich, CH); M. Isobe (Tokyo, JP)

|       |                                                                                                                         |     |
|-------|-------------------------------------------------------------------------------------------------------------------------|-----|
| 16:30 | <b>The US perspective.</b>                                                                                              | 774 |
|       | R. Mehra (Needham, US)                                                                                                  |     |
| 17:00 | <b>The Japanese perspective.</b>                                                                                        | 775 |
|       | M. Isobe (Tokyo, JP)                                                                                                    |     |
| 17:30 | <b>Panel discussion.</b>                                                                                                | 776 |
|       | S.Y. Saito (Kashihara, JP); Y. Takeishi (Fukushima, JP), M. Jessup (Philadelphia, US);<br>J. Lindenfeld (Nashville, US) |     |

16:30 - 18:00 Symposium

**ATHENS**

## Tele-medical management and remote care in heart failure

Chairpersons: T.A. McDonagh (London, GB); A.W. Hoes (Utrecht, NL)

- |       |                                                                                                  |     |
|-------|--------------------------------------------------------------------------------------------------|-----|
| 16:30 | <b>Role of telemedicine in heart failure.</b><br>W.T. Abraham (Columbus, US)                     | 778 |
| 16:52 | <b>Remote telemedical management for patients with heart failure.</b><br>M.R. Cowie (London, GB) | 779 |
| 17:15 | <b>Telemedical management for home based rehabilitation.</b><br>V.M. Volterrani (Rome, IT)       | 780 |
| 17:37 | <b>New remote care devices.</b><br>G. Hindricks (Leipzig, DE)                                    | 781 |

16:30 - 18:00 Symposium

**BARCELONA**

## How vessels contribute to heart failure

Chairpersons: G.W.A. De Keulenaer (Wilrijk, BE); G. Iaccarino (Baronissi, IT)

### Basic Science - Translational

- |       |                                                                              |     |
|-------|------------------------------------------------------------------------------|-----|
| 16:30 | <b>Aortic stiffness: the clinical problem.</b><br>G. Schillaci (Perugia, IT) | 782 |
| 16:52 | <b>The endothelium in heart failure.</b><br>G. Siasos (Athens, GR)           | 783 |
| 17:15 | <b>Pulsatile hemodynamics.</b><br>T. Weber (Wels, AT)                        | 784 |
| 17:37 | <b>Aortic waveform guided therapy?</b><br>Y.M. Lopatin (Volgograd, RU)       | 785 |

16:30 - 18:00 Clinical Cases

**AGORA**

## **Clinical Case 2: What a mass! Cases of cardiac masses and other structural abnormalities**

Chairperson: R. Placido (Lisbon, PT); To be announced

- |       |                                                                                                                                                                     |     |
|-------|---------------------------------------------------------------------------------------------------------------------------------------------------------------------|-----|
| 16:30 | <b>Giant coronary aneurysms as cause of heart failure.</b><br>E. Ammirati (Milan, IT)                                                                               | 786 |
| 16:45 | <b>Hybrid treatment approach of right atrial angiosarcoma.</b><br>J.C. Duarte Rodrigues (Oporto, PT)                                                                | 787 |
| 17:00 | <b>Transitory thrombotic storm associated with myocardial infarction and dramatic systemic impact.</b><br>C. Stan (Bucharest, RO)                                   | 788 |
| 17:15 | <b>Dilated cardiomyopathy due to pheochromocytoma: a review of one case.</b><br>C.D.amore (Volla, IT)                                                               | 789 |
| 17:30 | <b>From shock to shunt - from bench to bedside.</b><br>Ph. T. Timmermans (Hasselt, BE)                                                                              | 790 |
| 17:45 | <b>A rare case of left atrial myxoma and disseminated tuberculosis in a patient with a history of peripartum cardiomyopathy.</b><br>D. Karthikesan (Alor Setar, MY) | 791 |

18:15 - 19:45 Satellite Symposium

PARIS

## Optimizing heart failure care: if not now, when?

Sponsored by **SERVIER**

Chairpersons: P. Ponikowski (Wroclaw, PL); M. Komajda (Paris, FR)

*The objectives of this symposium are to share with participants the challenges in managing heart failure patients and to explore the current therapies in every day practice. Focus will be on understanding and improving cardiac efficiency, on treatment optimization with the right timing and without delay, in order to face the vulnerable phase.*

|       |                                                                                                                                                                          |     |
|-------|--------------------------------------------------------------------------------------------------------------------------------------------------------------------------|-----|
| 18:15 | <b>Introduction.</b><br>P. Ponikowski (Wroclaw, PL)                                                                                                                      | 792 |
| 18:20 | <b>Heart failure: a challenging journey.</b><br>M.R. Cowie (London, GB)                                                                                                  | 793 |
| 18:40 | <b>Improving systolic function at the core of the journey.</b><br>C. Maack (Homburg/Saar, DE)                                                                            | 794 |
| 19:00 | <b>Panel discussion on optimizing heart failure care.</b><br>M.R. Cowie (London, GB); J.T. Parisis (Athens, GR); M. Metra (Brescia, IT);<br>E.A. Jankowska (Wroclaw, PL) | 795 |
| 19:40 | <b>Conclusion.</b><br>M. Komajda (Paris, FR)                                                                                                                             | 796 |

18:15 - 19:45 Satellite Symposium

**BERLIN**

## **Oral anticoagulation in patients with heart failure: today and tomorrow**

**Sponsored by Bayer**

Chairpersons: F. Zannad (Vandoeuvre Les Nancy, FR); D.J. van Veldhuisen (Groningen, NL)

*The learning objectives are as follow:*

*To understand the pathophysiological link between heart failure and coronary artery disease, present the current evidence surrounding long-term oral anticoagulant therapy (both VKA and non-VKA) in patients with heart failure, and to discuss the implications of ongoing and future research with non-VKA oral anticoagulants in 'high-risk' heart failure patients (i.e. those with both heart failure and documented coronary artery disease).*

|       |                                                                                                                                                                                                  |     |
|-------|--------------------------------------------------------------------------------------------------------------------------------------------------------------------------------------------------|-----|
| 18:15 | <b>Welcome and introduction.</b><br>F. Zannad (Vandoeuvre Les Nancy, FR)                                                                                                                         | 797 |
| 18:20 | <b>Oral anticoagulants today.</b><br>J.G.F. Cleland (London, GB)                                                                                                                                 | 798 |
| 18:40 | <b>From clinical evidence to real world experience: non-vitamin K antagonist oral anticoagulant use in patients with atrial fibrillation and common comorbidities.</b><br>H. Darius (Berlin, DE) | 799 |
| 19:05 | <b>Broadening clinical experience of non-vitamin K antagonist oral anticoagulation in the cardiology setting.</b><br>F. Zannad (Vandoeuvre Les Nancy, FR)                                        | 800 |
| 19:30 | <b>Questions &amp; answers session.</b><br>F. Zannad (Vandoeuvre Les Nancy, FR); D.J. van Veldhuisen (Groningen, NL)                                                                             | 801 |
| 19:40 | <b>Summary and close.</b><br>D.J. van Veldhuisen (Groningen, NL)                                                                                                                                 | 802 |

# The World's No. 1 Heart Failure Journal



Subscription included  
as part of Silver, Gold and  
Fellow HFA memberships

Read it on the move!



Impact  
Factor  
6.526\*

App now  
available  
on Android  
and iOS

*European Journal of Heart Failure with an Impact Factor of 6.526 is the  
no. 1 Heart Failure journal and no. 10 in the Cardiac and Cardiovascular Systems category.  
(Thomson Reuters 2014 Impact Factors)*



## Open Access Journal

Open access research on all aspects  
of heart failure and its comorbidities

Editor-in-Chief: Stefan D. Anker

Deputy Editors: Stephan von Haehling (Clinical Research)

Zoltán Papp (Basic Science)

- Quality and reputation of the HFA of the ESC
- High standard, rigorous peer review
- Fully compliant with open access mandates
- Proofed articles made open access immediately
- Author retains copyright

[www.ESCHeartFailure.com](http://www.ESCHeartFailure.com)

Discover the Journals at **Booth A50** and  
**Collect Your FREE USB!**

WILEY





# POSTER SESSION 2



**SP&P**

Presentation slides and ePosters are available for consultation during the congress at the e-Library and afterwards on the Scientific Programme & Planner (exclusive to members).

## Virtual Case Area

Experience a virtual and interactive case on a digital simulator during the Coffee Breaks in the Virtual Case Area! Experts will take you through challenging clinical cases and share their feedback and take-home messages.

Cases presented:

- Infective endocarditis and acute aortic regurgitation
- Failing or not failing right myocardium?
- Cardiogenic shock

Sessions on Sunday: 10:00 - 11:00 and 15:45- 16:15

## SUNDAY POSTER SESSION AT THE POSTER AREA

Poster session 2

08:30 - 18:00

Pages 120 to 150

### Index by topic

|                                         | <i>Page</i> |                                                                | <i>Page</i> |
|-----------------------------------------|-------------|----------------------------------------------------------------|-------------|
| Acute heart failure.....                | 120         | Heart failure imaging.....                                     | 136         |
| Chronic heart failure.....              | 122         | Biomarkers.....                                                | 137         |
| Heart failure diagnosis.....            | 125         | Nursing.....                                                   | 139         |
| Advanced Heart failure.....             | 126         | Population studies / Epidemiology.....                         | 140         |
| Atrial fibrillation.....                | 127         | Psychosocial / Ethical concepts / Education.....               | 141         |
| Cardiomyopathy.....                     | 128         | Exercise testing & training.....                               | 141         |
| Comorbidities.....                      | 129         | Prognosis.....                                                 | 142         |
| Valvular heart disease.....             | 132         | Pulmonary hypertension.....                                    | 144         |
| Devices / CRT / ICD.....                | 133         | Left ventricular function.....                                 | 144         |
| Disease management programmes.....      | 134         | HFpEF - Heart failure with preserved<br>ejection fraction..... | 145         |
| Drug therapy, other.....                | 135         | Basic science.....                                             | 146         |
| Hormones / Neurohumoral regulation..... | 136         |                                                                |             |

**Presenters: set-up your poster between 08:00 and 08:30 and remove it at 18:00.**

### Poster Session 2 - 08:30 - 18:00

#### Acute heart failure

- The frequency and causes of acute heart failure in women middle aged and elderly with acute myocardial infarction** P803  
I. Zheltova, I.A. Sukmanova (Barnaul, RU)
- Repetitive decompensation of heart failure leads truly to deterioration of organ function** P804  
S. Ishihara, K. Takagi, N. Sato (Kawasaki, JP)
- Contemporary assessment of lung ultrasound, BNP and echocardiography for outcome prediction in patients with decompensated heart failure** P805  
A. Palazzuoli, M. Beltrami, G. Ruocco, R. Nuti, J.G. Cleland (Siena, IT; London, GB)
- Influence losartan and lisinopril indicators for exercise tolerance and quality of life parameters in patients with chronic heart failure** P806  
U.K. Kamilova, Z.D. Rasulova, D.R. Tagaeva, S.S. Irgasheva (Tashkent, UZ)
- Prevalence, risk factors and prognostic impact of bleeding complications in patients in cardiogenic shock in intensive care unit** P807  
T. Duarte, S. Goncalves, B. Ribeiro, G. Domingos, I. Goncalves, R. Ribeiro, F. Seixo, R. Caria (Setubal, PT)
- Higher brachial-ankle pulse wave velocity is closely associated with lower functional capacity in especially heart failure patients** P808  
K. Takabayashi, A. Ikuta, M. Okazaki, R. Fujita, S. Kitaguchi, R. Nohara (Hirakata, JP)
- Continuous infusion versus bolus administration of intravenous furosemide in acute heart failure patients** P809  
I. Varga, P. Lesny, M. Luknar, V. Simovicova, K. Cenkerova, E. Goncalvesova (Bratislava, SK)
- Body mass index and gender-specific clinical outcome measures of congestive heart failure with reduced ejection fraction: a Middle Eastern population study** P810  
S. Khaled, L. Faour, K. Salem (Makkah, SA)
- Non invasive evaluation of hemodynamic effects of continuous positive airway pressure in acute heart failure with right ventricular dysfunction.** P811  
I. Battistoni, M. Marini, L. Angelini, M. Shkoza, M. Francioni, A. Gili, S. Moretti, G.P. Perna (Ancona, IT)
- Treatment of acute myocardial infarction in shock with ECMO: beyond the intraaortic balloon pump** P812  
I. Sousa Casasnovas, F. Diez-Delhoyo, J. Garcia-Carreno, A. Ayesta-Lopez, C. Devesa-Cordero, M. Juarez-Fernandez, F. Sarnago-Cebada, J. Elizaga-Corrales, M. Martinez-Selles, F. Fernandez-Aviles (Madrid, ES)
- Venoarterial extracorporeal membrane oxygenation in adults: clinical experience in heart failure and cardiac arrest.** P813  
G. Arlotta, M. Calabrese, A. Scapigliati, M.E. Antonucci, L. Martinelli, F. Bevilacqua, F. Cavaliere (Rome, IT)

- Clinical characteristics and social backgrounds in super elderly patients of acute congestive heart failure in community-based registry; kickoff registry** P814  
K. Takabayashi, A. Ikuta, Y. Okazaki, R. Fujita, S. Kitaguchi, R. Nohara (Hirakata, JP)
- Effect of ivabradine on the infarct size and remodeling in patients with STEMI** P815  
A.A.A.S. Eissa (Cairo, EG)
- What makes inter-hospital mortality difference in acute heart failure: a study from the KorAHF registry** P816  
C.H. Kim, S.E. Lee, H. Lee, W. Choe, H. Cho, H.Y. Lee, B.H. Oh (Seoul, KR)
- Hemodynamic effects of continuous positive airway pressure in patients with acute heart failure** P817  
I. Battistoni, M.M. Marini, L.A. Angelini, M.S. Shkzoza, M.F. Francioni, A.G. Gili, S.M. Moretti, G.P.P. Perna (Ancona, IT)
- Medium-term outcomes in patients post va-ecmo** P818  
J. Teng, B. Dunne, K. Lam (Perth, AU)
- Trauma-induced cardiomyopathy requiring emergency extracorporeal life support.** P819  
E. Bellanti, M. Bugetti, G. Harmelin, G. Sani, M. Bonacchi (Florence, IT)
- Prognostic value of decreased peripheral congestion detected by Bioelectrical Impedance Vector Analysis (BIVA) in patients hospitalized for acute heart failure.** P820  
S. Santarelli, V. Russo, I. Lalle, B. De Berardinis, L. Magrini, E. Di Stasio, A. Piccoli, L. Castello, G. Avanzi, S. Di Somma (Rome, Padua and Novara, IT)
- Clinical characteristics of patients with moderate to severe mitral regurgitation admitted for an episode of acute heart failure** P821  
K. Yaramova, I. Sharabanski, M. Milanova (Sofia, BG)
- Acute heart failure and infections** P822  
M. Pernicky, J. Murin (Bratislava, SK)
- Descriptiveness predictor of acute heart failure development in patients with acute myocardial infarction and obesity.** P823  
N. Ryndina, G. Tytova, A. Yermak, T. Soe, P.G. Kravchun (Kharkiv, UA)
- Mid-term outcomes of acute heart failure with preserved left ventricular ejection fraction** P824  
S.Y. Kim, J.G. Lee, J.H. Choi, K.S. Kim, S.J. Joo (Jeju, KR)
- Reversible acute heart failure in young females** P825  
V. Agrawal, J.C. Mohan (Gurgaon and New Delhi, IN)
- Clinical characteristics and outcomes of elderly patients with acute heart failure: a secondary analysis of the ALARM-HF registry** P826  
V. Bistola, P.S. Simitsis, D.F. Farmakis, S.K. Katsanos, G.B. Bakosis, F.F. Follath, A.M. Mebazaa, I.L. Lekakis, G.F. Filippatos, J.P. Parissis (Athens, GR; Zurich, CH; Paris, FR)
- Acute heart failure in patients with acute coronary syndrome: a retrospective analysis** P827  
A. Solomonchuk, L. Rasputina, Y.U. Mostovoi, V. Rasputin, V. Gladkykh (Vinnytsia, UA)
- Body mass index and prognosis in acute decompensated heart failure** P828  
S.Y. Kim, J.G. Lee, J.H. Choi, K.S. Kim, S.J. Joo (Jeju, KR)
- Chitotriosidase enzyme can be a negative acute phase protein in acute heart failure unlike coronary artery diseases** P829  
S. Cetin Sanlialp, B.S. Yildiz, B. Barutcuoglu, M. Sanlialp, A. Ergin, H. Evrengul, H.A. Kaftan (Denizli and Izmir, TR)

- Clinical characteristics, management and outcomes of very elderly patients hospitalized with heart failure in internal medicine units of Tuscany** **P830**  
C. Bazzini, V. Verdiani, G. Panigada, A. Fortini, L. Masotti, S. Meini, P. Biagi (Grosseto, Pescia (PT), Florence and Siena, IT)
- Iron deficiency and anemia in acute heart failure: a problem?** **P831**  
L. Reis, I. Almeida, R. Teixeira, A. Fernandes, M. Madeira, P. Dinis, J. Ribeiro, J. Nascimento, L. Goncalves (Coimbra, PT)
- Adrenaline use is related to prominent deterioration in cardiac and renal biomarker profiles in cardiogenic shock** **P832**  
T. Tarvasmaki, J. Lassus, A. Sionis, L. Kober, J. Spinar, M. Banaszewski, J. Parissis, S. Di Somma, A. Mebazaa, V.P. Harjola (Helsinki, FI; Barcelona, ES; Copenhagen, DK; Brno, CZ; Warsaw, PL; Athens, GR; Rome, IT; Paris, FR)
- Optimisation of decongestion in acute decompensated heart failure: role of tolvaptan and aquapheresis.** **P833**  
E.S. Chung, C. Dadosky, J.L. Jefferies, G.F. Egnaczyk, T.M.O.brien, S.G. Menon (Cincinnati, US)

## Chronic heart failure

- Telephone intervention in chronic heart failure** **P834**  
M. Khateeb, B.B. Bdier, T. Conboy (Riyadh, SA)
- Is undiagnosed heart failure common on orthopaedic wards?** **P835**  
E.M. Thet, R.W.G. Prescott, R.J.H. Gregory, C. Johnstone, T. Johnston, M. Charnley, L. Corkin, L. Brooke, J.J. Murphy (Darlington, GB)
- Cardiac tumor mimicking heart failure** **P836**  
J. Lujan Valencia, F. Lopez Valdivieso, C. Fernandez Vivancos, C. Gonzalez Matos, P. Caravaca Perez, A. Garcia Guerrero, R. Hidalgo Urbano (Sevilla, ES)
- Prognostic value of hyponatremia among patients with chronic heart failure** **P837**  
D. Elbaghdadi, F. Arhlade, A. Asadi, R. Habbal (Casablanca, MA)
- Risk stratification for heart failure: comparison between the new proposed HLM classification and the classic NYHA** **P838**  
P. Severino, S. Calcagno, M. Pucci, M.P. Germano, M. Mancone, F. Fedele (Rome, IT)
- Altered left ventricular diastolic function in subjects with spinal cord injury** **P839**  
J.R. De Rossi, L.G.T. Zacharias, W. Cirillo, W. Nadruz Jr, J.R.M. Souza (Campinas, BR)
- Metabolic effects of betablockers, assessed by cardiac magnetic spectroscopy, in patients with systolic heart failure** **P840**  
R. Spoladore, G. Fragasso, G. Perseghin, G. Calori, F. De Cobelli, A. Del Maschio, A. Margonato (Milan, IT)
- Multi-biomarker strategy improves prediction of mortality in heart failure and aortic stenosis** **P841**  
A. Cai, R. Dworakowski, N. Sunderland, S. Piper, T. Gibbs, S. Redding, O. Wendler, J. Byrne, P. Mccarthy, T. Mcdonagh (London, GB)
- Clinical-pharmacist intervention reduces clinically relevant drug-drug interactions in patients with heart failure: a randomized, double-blind, controlled trial** **P842**  
M. Lainscak, T. Roblek, A. Deticek, B. Leskovar, M. Horvat, A. Belic, A. Mrhar, S. Suskovic (Celje, Ljubljana, Trbovlje and Golnik, SI)

- Persistent referral of stable heart failure patients to primary care using a seamless heart failure care program** P843  
 M. Niesing-Lut, C.M.H.B. Lucas, P. Van Pol, A. Van Haarlem, J. Eysink Smeets, J. Flaman-Vd Hoogt (Leiderdorp, NL)
- Comparison of the effects of two training modalities on chronic heart failure patients** P844  
 N. Dimaki, M. Andriopoulou, A. Damoulianos, K. Karzis, E. Chamodraka, K. Kifnidis, A. Manolis (Athens, GR)
- Rivaroxaban in resolution of thrombus in the left ventricle** P845  
 V. Carvalho, P.M. Sarmiento, J. Sa (Lisbon, PT)
- Do oral nitrates affect all-cause mortality and hospitalization in systolic heart failure?** P846  
 D. Ural, A. Kandemir, K. Karauzum, C. Baydemir, I. Yilmaz, S. Zozyel, G. Kozdag, A. Agacdiken (Kocaeli, TR)
- Aldactone in Patients with Heart failure: Friend or Foe?** P847  
 M.A.Y. Alkhateeb, B.B. Bdier, T. Conboy (Riyadh, SA)
- The magnitude and management of chronic heart failure in the netherlands** P848  
 S. De Groot, S. Sadacharan, G.C.M. Linssen (Arnhem and Almelo, NL)
- Risk predictors of heart failure in STEMI patients on mid-term follow-up** P849  
 A. Scafa Udriste, O. Tautu, V. Bataila, M. Micheu, C. Zaharescu, L. Calmac, B. Dragoescu, G.P. Tatu Chitoui, M. Dorobantu (Bucharest, RO)
- Flu vaccine reduces recurrent hospitalizations in heart failure outpatients** P850  
 H. Kaya, M.B. Yilmaz (Sivas, TR)
- Systolic heart failure outpatients on ACEi/ARB+b-Blocker low dose (<50%), ivabradine addition improves survival** P851  
 A.V. Simoes, L. Sargento, S. Longo, N. Lousada, R. Palma Reis (Lisbon, PT)
- Objectives, activities, organization of a nurse-led heart failure outpatient clinics: data from a community-based cardiovascular observatory** P852  
 D. Radini, G. Sola, N. Zeriali, E. Grande, F. Humar, K. Stellato, L. Tarantini, G. Pulignano, G. Barbati, A. Di Lenarda (Trieste, Belluno and Rome, IT)
- Treatment patterns in patients with chronic heart failure in Germany: a retrospective study of the health risk institute healthcare claims database** P853  
 S. Hupfer, F. Calado, D. Souto, R. Handrock, J. Jacob, J. Walker, S. Klebs (Nuernburg and Berlin, DE; Basel, CH)
- Dose response to Tolvaptan in repetitive admission for heart failure** P854  
 N. Salterain Gonzalez, A. Esteban, R. Eiros, F.J. Lavilla, J.J. Gavira (Pamplona, ES)
- Heart Failure Management Programme improves prognosis and reduces costing** P855  
 M.C. Murru, M.F. Piepoli, L. Surdi, U. Corvi, A. Verde, S. Binno, G.Q. Villani (Piacenza, IT)
- Effect of CPAP therapy in obese patients with chronic heart failure with preserved ejection fraction and severe obstructive sleep apnea** P856  
 A. Kuchmin, A.A. Kazachenko, I.V. Makarova, E.P. Umanskaya, S.N. Shulenin (St. Petersburg, RU)
- Implementation of European guidelines in real practice of congestive heart failure treatment in Russia 2002 - 2012** P857  
 E.M. Seredenina, J.L. Begrambekova, V.Y.U. Mareev (Moscow, RU)
- Therapeutic effects of metabolic therapy with a modified release trimetazidine in patients with chronic stable heart failure and angina (Russian study PERSPECTIVE)** P858  
 M.G. Bubnova, D.M. Aronov, M.J. Ilchenko (Moscow, RU)

- Geographic variation in the access to heart transplantation in the** P859  
 J. Benes, S. Pansinova, P. Nemeč, H. Bedanova, J. Pirk, I. Malek, J. Kautzner, V. Melenovsky  
 (Prague and Brno, CZ)
- Effects of febuxostat on cardiorenal function in patients with heart failure and hyperuricemia: effect study** P860  
 Y. Nagatomo, T. Funamizu, Y. Izumi, M. Yagawa, K. Mahara, Y. Hen, H. Ito, M. Ueda, M. Suzuki, T. Yoshikawa (Fuchu, JP)
- Heart transplantation in Korea: 20-years of experience** P861  
 M.S. Oh, E.S. Jeon, G.Y. Lee, J.O. Choi (Seoul, KR)
- Return to work following first hospitalization for heart failure** P862  
 R. Roerth, E.L. Fosbol, M.C. Petrie, P.S. Jhund, U.M. Mogensen, G.H. Gislason, J.J.V. McMurray, C. Torp-Pedersen, L. Kober, S.L. Kristensen (Copenhagen, Gentofte and Aalborg, DK; Glasgow, GB)
- Dyslipidemia as a factor of heart remodeling and failure processes** P863  
 N. Kakauridze, N. Nikolaishvili, M. Ananovi (Tbilisi and Kutaisi, GE)
- The relationship between clinical and echocardiographic characteristics and beta-blockers and antialdosteronic treatment in patients with heart failure** P864  
 G. Raileanu, M. Chivulescu, I.M. Coman, E. Apetrei, C. Ginghina (Bucharest, RO)
- Plasma testosterone levels in men with ischemic left ventricular dysfunction** P865  
 G.M.C. Rosano, A. Aversa, G. Marazzi, C. Vitale, R. Massaro, M. Volterrani (Rome, IT)
- Influence of levosimendan on a life quality of patients with severe chronic heart failure** P866  
 A. Isabekova (Almaty, KZ)
- Heart failure increased due to poor hospital financial care** P867  
 O. Londono Sanchez, A. Sevy Elias, E. Atroshenko (Barcelona, ES; Minsk, BY)
- Arrhythmias and heart failure in patients with medial arterial calcification** P868  
 L. Gaspar, A. Dukat, P. Gavornik, A. Komornikova, I. Gasparova, M. Bendzala, L. Strbova (Bratislava, SK)
- Type D personality, negative emotions and quality of life in coronary artery disease patients with heart failure** P869  
 V.M. Gazizianova, E.V. Khazova, O.V. Boulashova, A.A. Nasybullina, M.I. Malkova (Kazan, RU)
- Estimating canadian heart failure prevalence using prescription treatment patterns** P870  
 A. Fischer, N. Zaour, J. Caron, R. Borrelli, K. Jobin Gervais (Toronto, Dorval and Montreal, CA)
- Sudden cardiac death in muscular dystrophy patients** P871  
 J. Nurkovic, E. Regic, S. Nurkovic, Z. Dolicanin (Novi Pazar, RS)
- Prognostic value of Minnesota index determined at discharge after acute decompensated congestive heart failure** P872  
 G. Gheorghe, A.S. Hodorogea, A. Ciobanu, A.D.C. Gheorghe, I.T. Nanea (Bucharest, RO)
- A description of unselected patients with heart failure: a swedish population-based study** P873  
 J. Stalhammar, K. Boman, M. Olofsson, K. Lindmark, R. Lahoz, S. Corda, V. Wintzell, R. Linder, A. Gondos, G. Wikstrom (Uppsala, Umea and Stockholm, SE; Basel, CH; Berlin, DE)
- Heart failure in cvdmp daily practice: characteristics, management and outcomes** P874  
 R. Odeh, B.M. Bdeir, M. Al-Khateeb (Riyadh, SA)
- Features of lesions of the coronary channel at coronary heart diseases patients with low ejection fraction** P875  
 H.G. Fozilov, T.A. Abdullayev, R.S.H. Beckbulatova, I.A. Tsoy, A.M. Karimov (Tashkent, UZ)

- Prevalence of P wave dispersion and interatrial block in patients with systolic heart failure and their relationship with functional status, hospitalisation and one year mortality.** P876  
A. Abdellah, M. Elnagary (Ismailia and Portsaid, EG)
- Duration of heart failure and outcomes in patients with heart failure and reduced ejection fraction** P877  
M. Tomer, J. Gannuscio, M. Valentova, G. Fonarow, C. Adamopoulos, I. Kanonidis, P. Deedwania, W. Aronow, S. Anker, A. Ahmed (Washington, Los Angeles and Vallhala, New York, US; Göttingen, and Berlin,, DE; Thessaloniki, GR)
- Incidence and predictors of stroke among patients with chronic heart failure** P878  
D. Elbaghdadi, G. Mouhsine, C. Chehboune, R. Habbal (Casablanca, MA)
- Increased epicardial adipose tissue volume correlates with cardiac sympathetic denervation in patients with heart failure** P879  
V. Parisi, G. Rengo, S. Paolillo, R. Formisano, G. Gambino, T. Pellegrino, A. Cuocolo, P. Perrone Filardi, N. Ferrara, D. Leosco (Naples, IT)
- Association of left ventricular function parameters and maximal duration of apnea/hypopnea event in heart failure patients with central sleep apnea** P880  
K. Waga, M. Adamek, J. Biernat, A. Drzewiecka, K.S. Golba (Katowice, PL)
- Hyponatremia increases significantly across worse NYHA functional class categories in chronic heart failure patients with reduced ejection fraction: results from TREAT HF** P881  
Y. Cavusoglu, S. Eraslan, H. Kaya (Eskisehir and Sivas, TR)
- Pulmonary hypertension secondary to left heart disease: clinical characteristics and correlations between right heart catheterization and non-invasive parameters** P882  
M. Kaluzna-Oleksy, J. Migaj, M. Mroz, A. Nowak, E. Straburzynska-Migaj (Poznan, PL)
- Cardiac extracellular matrix accumulation is associated with adverse outcome in patients with chronic heart failure** P883  
F. Duca, C.T. Zotter-Tufaro, A.K. Kammerlander, A.P. Panzenboeck, B.B. Boerries, S.A. Aschauer, H.A. Agis, R.K. Kain, J.M. Mascherbauer, D.B. Bonderman (Vienna, AT)

## Heart failure diagnosis

- Diastolic wall strain and vortex formation time: new parameters in assessment of heart failure with preserved ejection fraction** P884  
M. Spinarova, J. Meluzin, H. Podrouzkova, R. Stepanova, L. Spinarova (Brno, CZ)
- The severity of dyspnea predicts the final diagnosis of heart failure and is related to BNP level in patients admitted to the emergency department** P885  
G. Jakutis, J. Celutkiene, V. Polevoda, V. Juknevičius (Vilnius, LT)
- Predictors of one year mortality in chronic systolic heart failure** P886  
H.M. Ali Lahmar, N. Laredj, L. Hammou (Oran, DZ)
- In - hospital results of the percutaneous coronary interventions at coronary heart diseases pts with low ejection fraction** P887  
H.G. Fozilov, T.A. Abdullayev, N.A. Kurbanov, I.A. Tsoy, A.M. Karimov (Tashkent, UZ)
- Role of investigation of b-natriuretic peptide in chronic heart failure** P888  
M.I. Juraev, K.H.A. Amatkulov, M.X. Usarov, A.A. Bozorov (Tashkent, UZ)
- Simplified ultrasound diagnosis of pulmonary oedema in heart failure.** P889  
M. Tsverava, D.M. Tsverava (Tbilisi, GE)

- Raised red blood cell distribution width as a predictor of heart failure and mortality in patients with st-elevation myocardial infarction** P890  
T. Ellouze, T. Faten, R. Hammami, S. Charfeddine, S. Mallek, L. Abid, S. Kammoun (Sfax, TN)
- Non selective characterisation of heart failure with preserved ejection fraction in patients presenting to A and E** P891  
J. Webb, J. Draper, Y. Yiu, S. Piper, T. McDonagh, R. Rajani, S. Kapetanakis, G. Carr-White (London, GB)
- Using intrinsic cardiac shear waves to measure myocardial stiffness: initial results on a patient cohort with heart failure with preserved ejection fraction and hypertrophic cardiomyopathy** P892  
J. Webb, O. Holub, R. Clough, G. Carr-White, R. Razavi, R. Sinkus (London, GB)
- Comparison of clinical presenting features of patients admitted with right versus left predominant heart failure. a single large tertiary referral centre retrospective study** P893  
S. Chatur, S. Reynolds, J. Howlett, P. Campbell (Vancouver and Calgary, CA; Dublin, IE)
- What is the role of strain analysis by speckle tracking on the evaluation of left ventricular systolic and diastolic function in patients with type 2 diabetes?** P894  
A.L. Calvo, J.M. Portugues, V.H. Pereira, M. Oliveira, B. Faria, M.R. Lourenco, O. Azevedo, F.C. Almeida, F. Ferreira, A. Lourenco (Guimaraes and Braga, PT)
- State-of-the art multilayer strain to study left ventricular contractility at rest and during exercise in patients with sickle cell anemia** P895  
A. Ceccaldi, R. Isnard, K. Stankovic Stojanovic, F. Lionet, S. Hatem, N. Hammoudi (Paris, FR)
- Reliability of diagnostic parameters from echocardiography and cardiopulmonary exercise testing in heart failure patients with preserved ejection fraction: results from Aldo-DHF trial** P896  
R. Lindhorst, A. Bobenko, T. Trippel, K. Nolte, G. Hasenfuss, H.D. Duengen, G. Gelbrich, R. Wachter, B. Pieske, F. Edelmann (Berlin, Gottingen and Wurzburg, DE)

## Advanced heart failure

- Hemodynamic effects of ivabradine in patients with advanced heart failure** P897  
R. Tschierschke, A. Ruhparwar, P. Ehlermann, H.A. Katus, P.W. Raake (Heidelberg, DE)
- Anti-HLA antibodies prevalence in an advanced heart failure population** P898  
A. Ayesta Lopez, I. Sousa Casanovas, P. Diez Villanueva, F. Diez Del Hoyo, A. Alonso Garcia, X. Li, M. Martinez- Selles, F. Fernandez Aviles (Madrid, ES)
- Genetic variations in end-stage dilated cardiomyopathy patients** P899  
A. Sousa, P. Canedo, S. Leite, R. Pinto, M. Campelo, S. Amorim, B. Moura, J.C. Machado, J. Silva Cardoso, E. Martins (Porto, PT)
- Transition between early and late experience with continuous intravenous morphine for relief of dyspnea in patients with advanced heart failure** P900  
S. Oishi, T. Miyata, W. Fujimoto, Y. Taniguchi, Y. Yasaka, H. Kawai (Himeji, JP)
- Effect of angiotensin converting enzyme inhibitors and angiotensin II receptor blockers on cardiovascular deaths in patients with and without diabetes mellitus in advanced chronic heart failure** P901  
A. Tokatli, G. Kozdag, D. Ural, K. Karauzum, I. Yilmaz, O. Argan (Kocaeli, TR)



- Endomyocardial biopsy through a brachial venous approach.** P902  
 E. Gutierrez Ibanes, M. Ventura, F. Sarnago, R. Sanz-Ruiz, M.E. Vazquez, A. Casado, A. Rivera, E. Zatarain, J. Elizaga, F. Fernandez-Aviles (Madrid, ES)
- Actual condition survey of terminal illness in the advanced heart failure: symptoms and drug utilization during the last two weeks of life** P903  
 T. Miyata, S. Oishi, Y. Taniguchi, H. Kawai, Y. Yasaka, M. Yokoyama (Himeji, JP)
- Left atrial strain and capillary wedge pressure in patients candidate to heart transplantation** P904  
 M. Cameli, F.M. Righini, F. Loiacono, M. Stricagnoli, S. Sparla, S. Bernazzali, M. Maccherini, C. Sassi, A. Dokollari, S. Mondillo (Siena, IT)

## Atrial fibrillation

- Characteristics of heart failure decompensation on atrial fibrillation and on sinus rhythm.** P905  
 N. Koziolova, E. Polyanskaya (Perm, RU)
- Central blood pressure at different pulse wave velocity and atrial fibrillation recurrence in heart failure patients with preserved ejection fraction** P906  
 I. Balabanenko, A. Shavarov, G. Kiyakbaev (Moscow, RU)
- Optimization of warfarin dosing for patients with chronic kidney disease** P907  
 Z. Salpagarova, D.A. Andreev, D.A. Sichev, S.A. Suchkova, A.L. Syrkin (Moscow, RU)
- Do patients under non-vitamin K oral anticoagulants need to switch to parenteral anticoagulation when admitted for acute decompensated heart failure?** P908  
 J.B. Augusto, M. Borges Santos, D. Roque, M. Silva, J. Castro, J. Sala, A. Faustino, M. Branco, F. Frade, C. Morais (Amadora and Cascais, PT)
- Risk of recurrent atrial fibrillation after pulmonary vein isolation- a gender specific approach.** P909  
 M. Graefe, J. Kaufmann, J.H. Gerdts-Li, B. Pieske, E. Wellenhofer (Berlin, DE)
- Predicting atrial fibrillation in critically ill patients admitted in a general intensive care unit: is BNP really helpful?** P910  
 F. Montenegro Sa, C. Ruivo, A. Antunes, C. Jesus, P. Viana, J. Morais (Leiria, PT)
- Cardio-vascular interconnection in patients with decompensated CHF depending on cardiac rhythm.** P911  
 N. Koziolova, E. Polyanskaya (Perm, RU)
- Difference in mortality among digoxin users treated for non-valvular atrial fibrillation with different stages of chronic kidney disease: a nationwide register-based cohort study.** P912  
 M. Sessa, A. Mascolo, M.P. Andersen, G. Rosano, F. Rossi, A. Capuano, C. Torp-Pedersen (Naples and Rome, IT; Aalborg, DK)
- Is body mass index a risk factor for new onset atrial fibrillation in patients with acute coronary syndrome** P913  
 A. Boskovic, M. Vukmirovic, G. Nikolic, S. Vujosevic, M. Medenica, O. Orlandic (Podgorica, ME)
- Efficacy and safety of novel oral anticoagulants in patients with atrial fibrillation and heart failure: a meta-analysis** P914  
 G. Savarese, R.P. Giugliano, G.M.C. Rosano, J. McMurray, G. Magnani, G. Filippatos, L.H. Lund, B. Trimarco, P. Perrone-Filardi (Naples, IT; Boston, US; London and Glasgow, GB; Athens, GR; Stockholm, SE)

## Cardiomyopathy

- Right ventricular function and the evolution of echocardiographic parameters in patients with inflammatory cardiomyopathy** P915  
 J. Krejci, P. Hude, E. Ozabalova, D. Sochorova, D. Mlejnek, V. Zampachova, R. Stepanova, L. Spinarova (Brno, CZ)
- Septic myocarditis is mainly due to cardiac failure without significant myocardial necrosis** P916  
 G. Vijayaraghavan, P.T. Suhail, V.R. Suresh Kumar (Trivandrum, IN)
- Left ventricular non-compaction - a magnetic resonance guided clinical and morphological correlation** P917  
 L. Strimbu, M.I. Dregoes, I. Cote, R. Farcas, I. Oancea (Cluj-Napoca and Oradea, RO)
- Effects of adaptation to intermittent normobaric hypoxia in the patients with ischemic cardiomyopathy** P918  
 L.V. Rachok, T.A. Dubovik (Minsk, BY)
- Cirrhotic cardiomyopathy-a new entity?** P919  
 L. Mathe (Tirgu-Mures, RO)
- Endomyocardial fibrosis in Argentina: therapeutic options** P920  
 R.R. Favalaro, M.A. Peradejordi, L.E. Favalaro, M.F. Renedo, A.L. Guazzone, R.D. Ratto, D.O. Absi, C.A. Vigliano, A.M. Bertolotti (Ciudad Autónoma de Buenos Aires, AR)
- Isolation as a factor predisposing to takotsubo cardiomyopathy** P921  
 M. Budnik, J. Kochanowski, R. Piatkowski, K. Wojtera, K. Jablkowska-Gorecka, M. Gaska, P. Glowacka, P. Karolczak, D. Ochjiewicz, G. Opolski (Warsaw, PL)
- Cardiac involvement in the two main genotypes of sickle cell disease: specificities of hemoglobin sickle cell compared to sickle cell anemia.** P922  
 P. Guedeney, F. Lionnet, A. Ceccaldi, K. Stankovic Stojanovic, F. Laveau, M. Duprey, A. Cohen, R. Isnard, N. Hammoudi (Paris, FR)
- Inflammatory and cardiac biomarkers in Takotsubo cardiomyopathy** P923  
 G. Neves Pestana, M. Tavares-Silva, C. Sousa, R. Pinto, V. Ribeiro, M. Vasconcelos, P. Bernardo-Almeida, M.J. Maciel (Porto, PT)
- Cardiac amyloidosis: imaging characterization and prognostic information** P924  
 M. Tavares Da Silva, C. De Sousa, M. Vasconcelos, F. Melao, V. Ribeiro, L. Flores, T. Pinho, A.J. Madureira, F. Macedo, M.J. Maciel (Porto, PT)
- Clinical significance of giant negative T-waves in patients with takotsubo cardiomyopathy** P925  
 B. Schneider, U. Desch, J. Stein (Luebeck, DE)
- Improved diagnostics and management of Danon disease in the Czech Republic.** P926  
 M. Kubanek, A. Kresbsova, L. Piheroova, S. Kmoch, M. Macek Jr, T. Palecek, V. Stara, V. Melenovsky, J. Sikora, J. Kautzner (Prague, CZ)
- Association of anemia and transfusion with adverse outcomes in 22,991 patients hospitalized with takostsubo cardiomyopathy** P927  
 D.P. Kao (Denver, US)
- Clinical profile and outcomes of restrictive cardiomyopathies** P928  
 J. Lujan Valencia, M. Chaparro Munoz, A. Recio Mayoral, A. Garcia Guerrero, P. Caravaca Perez, B. Prado Gotor (Sevilla, ES)

- Biomarkers in idiopathic dilated cardiomyopathy- different predictors of pharmacological reverse remodelling and clinical severity** P929  
S.M.R. Amorim, J. Rodrigues, M. Campelo, B. Moura, E. Martins, F. Macedo, J. Silva-Cardoso, M.J. Maciel (Porto, PT)
- Differential regulation of Receptor for Advanced Glycation End products (RAGE) in ischemic and post-inflammatory dilated cardiomyopathy** P930  
S.R. Selejan, F. Dahlem, M. Hohl, D. Linz, A.M. Tatu, S. Ewen, M. Boehm, I. Kindermann (Homburg, DE)
- Insights into mildly dilated cardiomyopathy: temporal evolution and long-term prognosis** P931  
M. Gigli, D. Stolfo, M. Merlo, G. Barbati, F. Ramani, F. Brun, B. Pinamonti, G. Sinagra (Trieste, IT)
- Improved prediction of major arrhythmic events in patients with unexplained cardiomyopathy who underwent endomyocardial biopsy** P932  
M.R. Hazebroek, J.J. Merken, A.M. Daniels, R. Dennert, V. Van Empel, C. Knackstedt, H. Crijns, H.P. Brunner-Larocca, S. Heymans (Maastricht, NL)
- Morpho-functional phenotypes of dilated cardiomyopathy due to lamine gene mutation/polymorphism** P933  
T. Vaikhanskaya, L.N. Sivitskaya, N.G. Danilenko, T.V. Kurushka, O.G. Davidenko (Minsk, BY)
- Predictors of cardiac magnetic resonance-assessed reverse remodeling in non-ischaemic dilated cardiomyopathy** P934  
G. Vergaro, L. Nesti, A. Barison, C. Prontera, S. Masotti, G.D. Aquaro, A. Clerico, R. Poletti, C. Passino, M. Emdin (Pisa, IT)
- Early phase <sup>99</sup>Tc-HMDP scintigraphy: a rapid and reliable technique for the diagnosis and typing of cardiac amyloidosis** P935  
A. Galat, A.V. Van Der Gucht, A.G. Guellich, D.B. Bodez, S.G. Guendouz, L.H. Hittinger, J.L.D.R. Dubois-Rande, V.P. Plante-Bordeneuve, M.M. Meignan, J.R. Rosso (Creteil, FR)
- Apical hypertrophic cardiomyopathy: less heart failure symptoms but the same prognosis** P936  
C.E. Correia, D. Bento, L. Reis, M. Oliveira, R. Santos, R. Faria, S. Leao, B. Picarra, L. Lopes (Viseu, Faro, Coimbra, Guimaraes, Penafiel, Famalicão, Vila Real, Evora and Almada, PT)
- Nt-proBNP and high sensitive troponin in Friedreich ataxia's cardiopathy** P937  
L. Legrand, C. Maupain, M.L. Monin, A. Tataru, M. Komajda, A. Durr, R. Isnard, F. Pousset (Paris, FR)
- Predictors of heart failure on hypertrophic cardiomyopathy - a portuguese multicenter study** P938  
A.C. Gomes, P. Azevedo, H. Antunes, L. Reis, K. Domingues, P. Magalhaes, R. Santos, B. Picarra, O. Azevedo (Almada, Braga, Viseu, Coimbra, Santarem, Vila Real, Penafiel, Evora and Guimaraes, PT)

## Comorbidities

- Factors associated with medication adherence of elderly patients with chronic heart failure** P939  
V.N. Larina, D.G. Karpenko, M.G. Golovko (Moscow, RU)
- Renal denervation as a supportive treatment to chronic heart failure** P940  
P. Pietila-Effati, M. Hoglund, T. Paana, A. Nabb, E. Matila, M.J. Koistinen (Vaasa and Pori, FI)

- Heart failure and the risk of perioperative cardiovascular complications in noncardiac surgery** P941  
 O. Sherbanov, N. Stancheva, T. Nedeva, S.N. Tisheva (Russe and Pleven, BG)
- Contrast-induced nephropathy in a population with acute myocardial infarction and diabetes mellitus** P942  
 C. Arantes, G. Abreu, C. Quina-Rodrigues, S. Fonseca, J. Martins, C. Braga, C. Vieira, A. Salgado, S. Rocha, J. Marques (Braga, PT)
- Is there any benefit of early revascularization in patients with non-ST-elevation myocardial infarction and kidney disease?** P943  
 A. Correia, M. Neto, B. Silva, J. Monteiro, D. Pereira (Funchal, PT)
- A simple depression screening tool and its association with outcomes in Asian patients with heart failure** P944  
 M.R. Macdonald, S.N. Tan, S. Lee, D.M. Yang, Y. Cao, X.Y. Chua, K.L. Tong, K.T. Leong (Singapore, SG)
- Impact of diabetes mellitus in the predictive value of heart failure biomarkers** P945  
 M. De Antonio, J. Lupon, N. Alonso, J. Barallat, M. Domingo, E. Zamora, C. Diez-Lopez, J. Santesmases, C. Pastor, A. Bayes-Genis (Badalona, ES)
- Comparative long term effects of Nebivolol and Carvedilol in hypertensive heart failure patients** P946  
 G. Marazzi, G. Caminiti, G. Campolongo, B. Sposato, R. Massaro, C. Vitale, G.M.C. Rosano, M. Volterrani (Rome, IT)
- Hypertension, obesity, diabetes, and myocardial infarction are the major determinants of heart failure phenotype** P947  
 G. Giamouzis, K. Tryposkiadis, A. Xanthopoulos, N. Gkouzis, J. Xirogiannis, G. Karayannis, E. Ntantou, K. Tsarouchas, J. Skoularigis, F. Triposkiadis (Larissa, GR; Birmingham and London, GB)
- Long-term prognosis of patients with moderate to severe sleep apnea with preserved left ventricular systolic function and systolic dysfunction after myocardial infarction** P948  
 O. Ludka, R. Stepanova, B. Fischerova, T. Kara, J. Spinar (Brno, CZ; Minnesota, US)
- Prevalence, severity and prognostic value of sleep apnea syndromes in cardiac amyloidosis** P949  
 D. Bodez, A. Guellich, M. Kharoubi, A. Covali-Noroc, J.L. Dubois-Rande, J.P. Lefaucheur, V. Plante-Bordeneuve, S. Adnot, L. Boyer, T. Damy (Creteil, FR)
- Anaemia and the cardiorespiratory adaptation to exercise in chronic heart failure** P950  
 E. Viganò, C. Bonino, V. Guida, C. Torlasco, A. Faini, S. Caravita, A. Villani, G. Malfatto, G. Parati (Milan, IT)
- Prognostic significance of anemia in patients with chronic heart failure** P951  
 L.J. Music, N. Bulatovic (Podgorica, ME)
- Anemia and low haemoglobin levels are associated with worse functional status in patients with chronic heart failure: results from TREAT HF** P952  
 S. Eraslan, H. Kaya, Y. Cavusoglu (Eskisehir and Sivas, TR)
- Comparison of the effect of EPO treatment and intravenous iron treatment by patients in chronic heart failure with anaemia.** P953  
 K. Zahidova, F.A. Guliyev (Baku, AZ)

- Oral iron therapy with polysaccharide iron complex may be useful in increasing ferritin level at short time in patients with dilated cardiomyopathy** P954  
N. Naderi, A. Amiri, A. Amin, S. Taghavi, M. Maleki (Tehran, IR)
- Iron deficiency predicts respiratory muscle weakness in men with heart failure with reduced ejection fraction** P955  
M. Tkaczyszyn, M. Drozd, K. Wegrzynowska-Teodorczyk, I. Flinta, W. Banasiak, P. Ponikowski, E.A. Jankowska (Wroclaw, PL)
- Kynurenine levels correlated with depression, functional capacity, and muscle performance in heart failure patients** P956  
M. Konishi, N. Ebnar, J. Ishida, M. Saito, A. Emami, M. Rodrigues Dos Santos, A. Sandek, J. Springer, S. D Anker, S. Von Haehling (Göttingen, DE)
- Relationship between skeletal muscle mass and cardiac function during exercise in chronically ill older adults** P957  
M. Sugie, K. Harada, M. Nara, H. Fujimoto, T. Takahashi, S. Kyo, H. Itoh (itabashi, bunkyou and Ohta, JP)
- N-terminal pro-B-type natriuretic peptide and high sensitive-Troponin I in the prognosis stratification of HF.** P958  
G. Di Gesaro, G. Caccamo, D. Bellavia, C. Falletta, C. Mina, G. Romeno, C. Scardulla, F. Clemenza (Palermo, IT)
- Acute cardio-renal syndrome: the role of inferior vena cava collapse** P959  
E.R. Makeeva, N.R. Nurtdinova, L.L. Chuvalov (Ulyanovsk, RU)
- Prognostic effect of dynamic renal function in chronic heart failure: is kidney more than a surrogate marker of cardiac function?** P960  
J. Mascarenhas, O. Laszczynska, M. Severo, F. Frioies, P. Bettencourt, J. Pimenta, A. Azevedo (Porto, PT)
- Correlation of laboratory biomarkers with echocardiographic parameters in patients with cardiorenal syndrome** P961  
B. Leskovar, T. Furlan, B. Kljucsevsek, A. Adamlje, M. Lainscak (Trbovlje and Celje, SI)
- Acute cardiorenal syndrome in decompensated heart failure: impact on outcomes after hospital discharge in Brazil.** P962  
P.P.M. Spinetti, E.F. Salles, L.L. Perruso, P.D. Maia, P. Ferreira, L.A. Feijo, M.I. Garcia, S.S.X. Xavier, A.S.S. Sousa (Rio de Janeiro, BR)
- The heart failure and kidney injury in elderly patients with IE** P963  
E.O. Kotova, T.S. Getiya, A.S. Pisaryuk, P.V. Lazarev, J.L. Karaulova, G.K. Kiyakbayev, V.L. Filatov, V.S. Moiseev (Moscow, RU)
- The relationship between renal resistance index values and worsening of renal function** P964  
C. Rizzo, F. Monitillo, M. Leone, M.S. Lattarulo, D. Grande, P. Terlizze, A. Doronzo, G. Citarelli, M.M. Ciccone, M. Iacoviello (Bari and Casarano, IT)
- Serum cystatin C is associated with left ventricular hypertrophy and impaired left ventricular relaxation in patients with stage 2 or 3 chronic kidney disease** P965  
J. Iwasaki, S. Sakuragi, K. Enkoh, T. Takamura, H. Kobayashi (Onomichi and Iwakuni, JP)
- Primary prevention of anthracycline-induced subclinical cardiotoxicity in breast cancer** P966  
W.B. Chung, S.M. Seo, B.J. Chae, B.J. Song, H.J. Youn (Seoul, KR)
- Assessment of atrial and ventricular electromechanical delay, as a cardiotoxicity parameter in patients with trastuzumab chemotherapy for breast cancer patient.** P967  
J.H. Choi, J.H. Choi, B.W. Kim, T.J. Hong (Busan, KR)

**Relationship between left ventricular diastolic stiffness, trastuzumab, and cardiac function and toxicity** P968

M. Arao (Tokyo, JP)

**Forgotten but not forgiven: current practices in surveillance and prevention of anthracycline-induced cardiomyopathy** P969

J. Ferreira-Martins, E. Wellving, O. Stewart, R. Marcus (London, GB)

**The outcome of hypertensive patients with diastolic dysfunction under doxorubicin therapy assessed by echocardiography** P970

R.M. Christodorescu, M. Trofenciu, D. Darabantiu, M. Puschita, S. Mercea, A. Mihuta, A. Pop-Moldovan (Timisoara and Arad, RO)

## Valvular heart disease (diagnosis, management and interventional therapies)

**Comparing one-year outcomes beyond mortality in operated versus non-operated patients with severe aortic valve stenosis.** P971

A. Auensen, A.I. Hussain, J. Bye, M. Hansen, R.S. Falk, K.I. Pettersen, L. Gullestad (Oslo, NO)

**Comparing one-year patient reported outcomes (PROs) in operated versus non-operated patients with severe aortic valve stenosis (SAVS)** P972

A. Auensen, A.I. Hussain, K.I. Pettersen, L. Gullestad (Oslo, NO)

**new insights into cardiac functional status after MitraClip: the role of cardiopulmonary exercise test** P973

G. Salerno, M. Di Maio, M. Cappelli Bigazzi, R. Bianchi, M.T. Palladino, P. Calabro, F. Valente, C. Maiello, G. Limongelli, G. Pacileo (Naples, IT)

**Clinical characteristics of patients undergoing tricuspid annuloplasty in a tunisian tertiary cardiovascular center** P974

S. Charfeddine, R. Hammami, F. Triki, M. Jabeur, L. Abid, S. Kammoun, S. Elleuch, I. Souissi, I. Frikha (Sfax, TN)

**Long-term follow-up of mitral stenosis after percutaneous mitral balloon valvuloplasty treatment. inoue versus balt single balloon technique** P975

I.P. Borges, E.C.S. Peixoto, R.T.S. Peixoto, R.T.S. Peixoto, A.A.B. Aragao, V.F. Marcolla (Rio de Janeiro, BR)

**Magnesium orotate may be a new promising therapy of heart failure in operated valvular heart disease** P976

I.R. Gaisin, A.S. Gazimzyanova, N.I. Maksimov, A.A. Galimova, V.M. Abseeva, M.A. Voronova, E.A. Chernikch, E.R. Sabirzyanova, L.V. Richkova, I.R. Poyarkina (Izhevsk, RU)

**Percutaneous mitral valvuloplasty with balt single balloon. long-term follow-up of 25 years.** P977

I.P. Borges, E.C.S. Peixoto, R.T.S. Peixoto, R.T.S. Peixoto, A.A.B. Aragao, V.F. Marcolla (Rio de Janeiro, BR)

**Early hemodynamic improvement after percutaneous mitral valve repair evaluated by noninvasive pressure-volume analysis** P978

D. Lavall, L. Segura Schmitz, J.-C. Reil, S.H. Schirmer, M. Boehm, U. Laufs (Homburg, DE)

**Long-term outcomes after transcatheter aortic valve implantation with the corevalve prosthesis in the first patients** P979  
 E. Munoz-Garcia, M. Munoz-Garcia, A.J. Munoz Garcia, A.J. Dominguez-Franco, M.F. Jimenez-Navarro, J.H. Alonso-Briales, J.M. Hernandez-Garcia, E. De Teresa-Galvan (Malaga and Jaén, ES)

## Devices / CRT / ICD

**Clinical screening for pacing induced cardiomyopathy is not enough** P980  
 C.N. Iorgulescu, S.T.N. Bogdan, D.A. Radu, A.I. Deaconu, A. Nastasa, S. Iancovici, D. Zamfir, V.R.-G. Vatasescu Radu-Gabriel (Bucharest, RO)

**Reducing heart failure mortality through remote nursing telemonitoring** P981  
 M. Barisone, A. Bagnasco, G. Aleo, G. Catania, M.P. Zanini, L. Sasso (Genoa, IT)

**Two ways for measuring B-type natriuretic peptide, either from capillary blood or venous sample. a comparison of diagnostic accuracy in patients with chronic heart failure in NYHA classes I-III** P982  
 R. De Vecchis, C. Ariano (Naples and Somma Vesuviana, IT)

**Trend of echocardiographic parameters in pediatric patients with Berlin Heart EXCOR LVAD: a prospective observational study** P983  
 A. Di Molfetta, R. Iacobelli, S. Filippelli, A. Toscano, S. Morelli, G. Ferrari, M.G. Trivella, A. Amodeo (Rome, IT)

**Ventricular assist devices do not treat ventricular arrhythmias. Significant morbidity persists after implantation** P984  
 A. Gkouziouta, D. Miliopoulos, G. Karavolias, E. Bousoula, A. Kostopoulou, E. Livanis, G. Theodorakis, S. Adamopoulos (Athens, GR)

**Right ventricular failure and left ventricular assist device: a 14-year, single-centre experience.** P986  
 M. Cottini, A. Montalto, R. Gherli, A. Pergolini, M. Lo Presti, V. Polizzi, P. Lilla Della Monica, F. Musumeci (Rome, IT)

**Impact of different types of implanted long-term left ventricle assist devices on outcomes after heart transplantation** P987  
 H.B. Bedanova, M.S. Sebo, M.O. Orban, V.H. Horvath, P.F. Fila, P.N. Nemecek (Brno, CZ)

**Iron deficiency in patients with ventricular assist devices - how common is it?** P988  
 C. Butcher, M. Mcgarvey, G. Karagiannis, M. Hedger, O. Dar, A. Simon, J.G.F. Cleland, N. Banner, A. Suarez-Barrientos (London, GB)

**Ventricular energetics in pediatric LVAD patients: a retrospective clinical study** P989  
 A. Di Molfetta, G. Ferrari, R. Iacobelli, S. Filippelli, A. Antonio (Rome, IT)

**Value of BNP monitoring in patients with left ventricle mechanical circulatory support in outpatient care.** P990  
 M. Hegarova, I. Malek, V. Melenovsky, Z. Dorazilova, J. Maly, I. Netuka, J. Pirk (Prague, CZ)

**RESPIRATE-2 project: a co-management telemedicine-based programme between hospital (HF clinic) and field (general practitioner) for ICD-CRTD heart failure patients. final results** P991  
 P. Rocca, P. Neri, L. Viscardi, A. Locatelli, M.T. Villa, M. Pisoni, G. Maiorana, V. Giudici (Seriante, IT)

- Heart failure risk status and medical management: Insights from the TRIAGE-HF trial.** P992  
S.A. Virani, V. Sharma, M. Mc Cann, J. Koehler, B. Tsang, S. Zieroth (Vancouver, Newmarket and Winnipeg, CA; Minneapolis, US)
- Correlation between pulmonary pressure and thoracic impedance measured by remote monitoring devices** P993  
G. Perego, G. Malfatto, A. Villani, F.M. Brasca, M. Oldani, E. Bressan, R. Brambilla, G. Parati (Milan, IT)
- HF-RADD; Early experience of risk monitoring in ambulatory heart failure patients using device-reported parameters** P994  
P. Black, C. Cassidy, A. Seed (Blackpool, GB)
- Influence of biventricular pacing on clinical status and left ventricular diastolic parameters in patients with preserved ejection fraction after radiofrequency AV node ablation. Case series.** P995  
R. Marchenko, A. Kozlov, S. Durmanov, N. Makarova, O. Popilkova, V. Bazilev, R. Babukov (Penza, RU)
- Optimization of interventricular delay with contrast echocardiography in end-stage heart failure patients with biventricular pacing** P996  
D. Clemente, M. Di Mauro, A. Falcone, S. Romeno, M. Penco, G. Tonti (L'Aquila, IT)
- Usefulness of cardiac resynchronization therapy in elderly patients: predictors of response at long term follow up** P997  
S. Briongos Figuero, M. Cortes, J. Benezet-Mazuco, J.A. Palfy, A. Romero, A. Garcia, M. Lopez, A. Garcia, R. Munoz-Aguilera, J. Farre (Madrid, ES)
- real world on CRT in a colombian heart failure clinic** P998  
C.I. Saldarriaga, C. Gallego, C. Gonzalez, C. Delgado, E. Canas (Medellin, CO)
- The correlation between six minute walking test distance and noninvasive cardiac output measurements before and after cardiac resynchronization therapy optimization** P999  
S. Yuksel, M. Yenercag, M. Coksevim, O.O. Seker, O. Yilmaz, M. Sahin (Kurupelit-Samsun, TR)
- Galectin 3 predicts improvement in LV volumes after Cardiac Resynchronisation Therapy** P1000  
S.J. Chua, C. Ajaero, B. Assadi-Khansari, A. McGavigan, J.D. Horowitz, D.T. Ngo, A.L. Sverdlov (Adelaide, AU)
- CRT survey II** P1001  
C. Normand, K. Dickstein, C. Linde, G. Hindricks, A. Auricchio, C. Stellbrink, G. Filippatos, J. Cleland, F. Ruschitzka, N. Bogale (Stavanger, NO; Stockholm, SE; Leipzig and Bielefeld, DE; Lugano and Zurich, CH; Athens, GR; London, GB)

## Disease management programmes

- Acute heart failure in three disease management programs, retrospective study in colombia** P1002  
C.I. Saldarriaga, C. Plata, A. Buitrago, E. Karpf, G. Montoya, M. Quijano, E. Salguero, T. Lozano (Medellin, Cali, Bogota and bogota, CO)
- In patients with systolic dysfunction, what does being young imply?** P1003  
V. Rial Baston, R. Dalmau Gonzalez-Gallarza, A. Castro Conde, P. Meras Colunga, F.J. Irazusta Cordoba, O. Gonzalez Fernandez, A.M. Iniesta Manjavacas, C.A. Alvarez Ortega, Z. Blazquez Bermejo, J.L. Lopez-Sendon (Madrid, ES)



- The impact of the multidisciplinary team approach on early mortality and acute cellular rejection after heart transplantation** PI004  
 R. Hullin, M. Schmidhauser, J. Regamey, N. Pilon, M. Pascual, S. Rotman, C. Banfi, P. Tozzi, P. Meyer, J.P. Antonietti (Lausanne and Geneva, CH)
- Coding of acute decompensated heart failure admissions and patient enrolment in a disease management programme** PI005  
 C. Casey, B. Travers, R. O Hanlon, K. Mcdonald (Dublin, IE)
- Heart failure patient post discharge follow up by phone calls by nurse call center 24/7/365** PI006  
 N. Murga Eizagaechearria, A. Azcona Lucio, R. Roca Castro, S. Resino Santamaria, A. Lozano Bahamonte, B. Gomez Bravo, P. Castro Arroyo, A. Laskibar Asua, G. Fernandez Penalba (Bilbao, ES)
- Verification of guidelines-adherent medical therapy in patients with sinus rhythm hospitalised due to worsening of heart failure** PI007  
 Y. Lopatin, A. Grebennikova, H. Sisakian, H. Hayrapetyan, Z. Pagava, A. Chesnikova, N. Koziolova, T. Abdullaev, S. Berkinbayev, A. Rakisheva (Volgograd, Rostov-on-Don and Perm, RU; Yerevan, AM; Tbilisi, GE; Tashkent, UZ; Almaty, KZ)
- NT-proBNP guided care versus standard care for heart failure in outpatient setting** PI008  
 A. Kisko, L. Demarova, N. Kishko, L. Frajtova (Presov, SK)

## Drug therapy, other

- Efficacy of trimetazidine on functional capacity in symptomatic patients with moderately reduced or left ventricular dysfunction and CAD: a subgroup analysis of the VASCO trial** PI009  
 C. Vitale, I. Spoletini, W. Malorni, P. Perrone-Filardi, G.M.C. Rosano (Rome and Naples, IT)
- Pharmacological treatment of chronic heart failure during cardiac resynchronization therapy** PI010  
 J. Laukaitiene, A. Krivickiene, D. Rinkuniene (Kaunas, LT)
- Effect of levosimendan on left and right ventricular function in patients with acute and chronic heart failure: a review of echocardiographic studies** PI011  
 F.M. Righini, D. Menci, M. Losito, R. Navarri, M. Cameli, R. Favilli, S. Mondillo, S. Lunghetti (Siena, IT)
- Two drugs comparasion of bisoprolol in efficiency influence on the heart rate from a position of pharmacoeconomics** PI012  
 E.I. Tarlovskaya, T. Chudinovskikh (Nizhny Novgorod and Kirov, RU)
- How many patients with chronic heart failure will be eligible for LCZ696 in the community?** PI013  
 P. Pellicori, A. Urbinati, P. Shah, A. Macnamara, S. Kazmi, R. Dierckx, J.G.F. Cleland, A.L. Clark (Hull, GB)
- The ACEi switchback study** PI014  
 N. Giannetti, P. Farand, M. Rajda, C. Michel, R. Sheppard, G. Moe, F. Tournoux (Montreal, Sherbrooke and Halifax, CA)
- Assessment of the understanding of a standardized medication plan by patients with chronic heart failure** PI015  
 L. Botermann, K. Monzel, K. Krueger, C. Eickhoff, A. Wachter, C. Kloft, U. Laufs, M. Schulz (Berlin and Homburg/Saar, DE)

**Pre-hospital treatment of acute heart failure - vasodilators in combination with diuretics or diuretics alone?**

M. Felsoci, J. Svoboda, S. Littnerova, J. Parenica, J. Spinar (Brno, CZ)

PI016

**Dose reduction and contraindication of the novel oral anticoagulant in patients with heart failure and reduced ejection fraction during a follow-up of 27 month. Data from CORONA Trial**

A. Pozzi, N.M. Hawkins, P.S. Jhund, M.C. Petrie, J.J.V. McMurray (Varese, IT; Vancouver, CA; Glasgow, GB)

PI017

**A novel oral partial adenosine A1 receptor agonist for the treatment of heart failure: safety and tolerability in healthy volunteers pretreated with beta-blocker**

W. Dinh, A. Voors, H. Delesen, R. Heinig, F. Kramer, A. Kretschmer, M. Jensen, M. Gheorghiadu (Wuppertal, DE; Groningen, NL; Chicago, US)

PI018

## Hormones / Neurohumoral regulation

**The potential role of I231-MIBG imaging in left ventricular non-compaction**

A. Sousa, T. Faria, A. Oliveira, T. Pinho, T. Vieira, M. Campelo, J. Silva Cardoso, F. Rocha Goncalves, J. Pereira, E. Martins (Porto, PT)

PI019

**Sympathetic cardiac activity evaluated by I231-MIBG scintigraphy in left ventricular non-compaction patients**

A. Sousa, T. Faria, A. Oliveira, T. Pinho, T. Vieira, M. Campelo, J. Silva Cardoso, F. Rocha Goncalves, J. Pereira, E. Martins (Porto, PT)

PI020

**Potential prognostic role of chromogranin a in patients with systolic heart failure: correlation with plasma levels of natriuretic peptide and left ventricular function**

A. Autieri, A. Corti, G. Fragasso, B. Colombo, M. Gemma, R. Spoladore, F. Maranta, A. Margonato (Milan, IT)

PI021

**Subclinical hypothyroidism(SCH) as a risk factor in elderly patients with chronic heart failure(CHF) -still a challenge for clinical practice**

D. Toporan, C.S. Stamate (Bucharest, RO)

PI022

**Mid-regional pro atrial natriuretic peptide predicts increase in cardiac output during submaximal exercise in patients with heart failure.**

L. Balling, J. Hartvig Thomsen, E. Wolsk, C. Hassager, S. Boesgaard, J.P. Goetze, F. Gustafsson (Copenhagen, DK)

PI023

**Renin-angiotensin-aldosterone system stimulation in different stages of heart failure with reduced ejection fraction**

P. Nijst, F.H. Verbrugge, P. Martens, P.B. Bertrand, M. Dupont, W. Mullens (Genk and Leuven, BE)

PI024

## Heart failure imaging

**Longitudinal left ventricular strain in type I diabetes children**

I. Zairi, K. Mzoughi, R. Bensaid, S. Kamoun, F. Benmouss, S. Fennira, S. Kraiem (Tunis, TN)

PI025

**Biventricular remodelling after pregnancies complicated by HELLP syndrome**

R. Orabona, E. Sciatti, E. Vizzardi, I. Bonadei, A. Valcamonico, M. Metra, T. Frusca (Brescia and Parma, IT)

PI026

- Speckle tracking echocardiography analysis of the left ventricular function in young athletes** PI027  
 S. Charfeddine, S. Mallek, M. Jabeur, F. Triki, D. Abid, R. Hammami, L. Abid, S. Kammoun (Sfax, TN)
- Role of echocardiography and cardiac sonographer in outpatient evaluation for heart failure** PI028  
 S. Leombruni, A. Posteraro, A. Granatelli, C.M.P. Biscosi, E. Proietti, V. Rizzello, M.T. Calandro, S. Brunetti, C. Coletta, C. Autore (Rome, IT)
- The study about 4D LV strain according to the changes of preload** PI029  
 C.S. Park, J.W. Roh, J.S. Cho, H.S. Ahn, H.J. Youn (Seoul, KR)
- Ventricular-vascular coupling after pre-eclampsia** PI030  
 R. Orabona, E. Sciatti, E. Vizzardi, I. Bonadei, A. Valcamonico, M. Metra, T. Frusca (Brescia and Parma, IT)
- Clinical and prognostic relationships of pulmonary artery to aorta diameter ratio in patients with heart failure. A cardiac magnetic resonance imaging study.** PI031  
 A. Urbinati, P. Pellicori, J. Zhang, A. Joseph, P. Costanzo, E. Lukaschuk, A. Capucci, J.G.F. Cleland, A.L. Clark (Ancona, IT; Hull, GB)
- Hybrid SPECT/CT imaging in patients with heart failure and coronary artery diseases** PI032  
 M. Kostkiewicz, W. Szot, A. Lesniak Sobelga, P. Podolec (Krakow, PL)
- Characterization of patients with diffuse aneurysmatic coronary artery disease by non-dimensional shape analysis and wall shear stress** PI033  
 E. Wellnhofer, U. Kertzscher, K. Affeld, B. Pieske, L. Goubergrits (Berlin, DE)

## Biomarkers

- Diagnostic and prognostic accuracy of galectin-3 for acute heart failure** PI034  
 T. Mueller, A. Gegenhuber, M. Haltmayer, B. Dieplinger (Linz and Bad Ischl, AT)
- Serum concentrations of tumor markers carbohydrate antigen 125 (CA 125) in acute heart failure - clinical implications** PI035  
 N. Ratkovic, V.D. Vranes Danijela, O.S. Obradovic Slobodan, S.M. Sipcic Miodrag, T.L. Torbica Lidija, A.R. Andjelka Ristic, D.D. Dragan Dincic (Belgrade, RS)
- Predictors of length of stay of heart failure hospitalizations in heart failure patients with normal and reduced left ventricular ejection fraction** PI036  
 J. Zhang, J.G.F. Cleland, P. Shah, T. Nikolaidou, P. Pellicori, A.L. Clark (Hull and London, GB)
- CT-pro-endothelin-1 in heart failure patients with reduced and preserved ejection fraction - useful or waste of resources? MOLITOR substudy.** PI037  
 S. Apostolovic, D. Stanojevic, R. Jankovic-Tomasevic, D. Djordjevic-Radojkovic, S. Salinger-Martinovic, S. Dakic, S. Obradovic, E. Tahirovic, S. Radenovic, H.D. Dungen (Nis and Belgrade, RS; Berlin, DE)
- The evaluation of early risk of lymphoproliferative diseases after heart transplantation: important but underutilized** PI038  
 A. Jabor, J. Franekova, P. Secnik Jr, P. Lavrikova, L. Hoskova, E. Pokorna (Prague, CZ)
- Bio-humoral determinants of early LV dysfunction in patients with stable angina.** PI039  
 C. Caselli, C. Prontera, V. Lorenzoni, R. Ragusa, S. Del Ry, A. Clerico, M. Emdin, J. Knuuti, S.R. Underwood, D. Neglia (Pisa, IT; Turku, FI; London, GB)

- Elevated parathyroid hormone is associated with left ventricular remodeling in elderly patients with mild to moderate chronic kidney disease** PI040  
 S. Sakuragi (Iwakuni, JP)
- Differences in biochemical and genetic biomarkers in patients with heart failure of various etiologies** PI041  
 A. Bielecka-Dabrowa, A. Sakowicz, M. Misztal, T. Pietrucha, J. Rysz, M. Banach (Lodz, PL)
- The factors associated with heart failure hospitalization rates in heart failure patients with normal and reduced left ventricular ejection fraction** PI042  
 J. Zhang, J.G.F. Cleland, P. Pellicori, P. Shah, T. Nikolaidou, A.L. Clark (Hull and London, GB)
- Soluble ST2 and vitamin D, a potent deleterious interaction for the heart** PI043  
 D. Gruson, B. Ferracin, S. Ahn, M. Rousseau (Brussels, BE)
- The association between BDNF levels and survival and prognosis in patients with decompensated heart failure** PI044  
 H. Barman, P.R.O.F. Keles Ibrahim (Istanbul, TR)
- Role of NT-proBNP evaluations in risk stratification of patients with heart failure within one year follow-up** PI045  
 F.A. Immordino, C.S. Vella, G. Evola, B. Lo Sasso, M. Ciaccio, S. Novo (Palermo, IT)
- ST2 in heart failure- a prognostic marker** PI046  
 J. Dalal, A. Digrajkar (Mumbai, IN)
- Biomarkers of cardiac damage in elderly people** PI047  
 C. Galli, R. Valle, S. Valverde, F. Gessoni, L. Valle, G. Collura, S. Favero, G. Gessoni (Rome and Chioggia, IT)
- Clinical significance of growth differentiation factor-15 in patients with acute decompensated heart failure** PI048  
 R. Jankovic-Tomasevic, S.U. Pavlovic, T. Jevtic-Stoimenov, S. Apostolovic, D. Stanojevic, I. Jovanovic, G. Koracevic, D. Djordjevic-Radojkovic, D. Penjaskovic (Nis, Belgrade and Sremska Mitrovica, RS)
- Calculated colloid osmotic pressure as an independent risk factor of mortality in chronic heart failure** PI049  
 J.T. Niedziela, B. Hudzik, P. Rozentryt, N. Niedziela, A. Ociessa, J. Nowak, M. Gasior (Katowice, PL)
- Thyroid-stimulating hormone -predictor of long term mortality in heart failure with reduced ejection fraction** PI050  
 A. Breha, C. Delcea, C.A. Buzea, A. Dima, R.A. Popescu, M. Dobranici, I. Daha, A.R. Dan, C. Baicus, G.A. Dan (Bucharest, RO)
- Serial troponin assessment in the early phase of hospitalization for acute heart failure to identify high risk patients** PI051  
 R. Zymlinski, M. Sokolski, J. Biegus, P. Siwolowski, J. Todd, J. Estis, S. Florey, E.A. Jankowska, W. Banasiak, P. Ponikowski (Wroclaw, PL)
- BNP and PCT utility in the management of acute heart failure patients with or without infections** PI052  
 I. Lalle, G. Adducchio, L. Magrini, F. Travaglino, G. Salerno, P. Cardelli, S. Di Somma (Rome, IT)
- Disturbances of collagen type I metabolism are independent predictors of long-term mortality in systolic heart failure.** PI053  
 H. Persson, J. Lofsjogard, J. Diez, B. Lopez, A. Gonzalez, S. Ravassa, M. Mejhert, M. Edner, T. Kahan (Stockholm, SE; Pamplona, ES)

- Prognostic value of CA-125 in combination with N-terminal pro-brain natriuretic peptide in patients with acute decompensated heart failure** PI054  
S.Y. Jang, D.H. Yang, C.Y. Kim, N.G. Kim, M.H. Bae, J.H. Lee, H.S. Park, Y. Cho, S.C. Chae (Daegu, KR)
- Multi-biomarker profiling and recurrent hospitalizations in heart failure** PI055  
A. Bayes-Genis, J. Nunez, M. Domingo, E. Nunez, J. Barallat, M. De Antonio, E. Zamora, C. Pastor, J. Sanchis, J. Lupon (Badalona and Valencia, ES)
- Testing for soluble ST2 in heart failure patients: reliability of a point of care method** PI056  
D. Gruson, B. Ferracin, S. Ahn, M. Rousseau (Brussels, BE)
- A new marker for poor NYHA functional class in heart failure with reduced ejection fraction: C-reactive protein / lymphocyte ratio** PI057  
O. Beton (Sivas, TR)
- Magnitude of brain natriuretic peptide elevation in the emergency department is associated with all-cause cardiac diagnosis, but not necessarily acute decompensated heart failure** PI058  
C. Cunnington, L.F. Cheng, C. Cassidy, A. Seed (Blackpool, GB)
- Relation between left ventricular global longitudinal strain and B-type natriuretic peptide in patients with chronic heart failure** PI059  
R. De Vecchis, C. Baldi, C. Cioppa, A. Giasi, G. Di Biase, S. Cantatrione (Naples, Salerno and Somma Vesuviana, IT)
- Role of NT proBNP in preventing left ventricular dysfunction in hypertensive patients** PI060  
I. Dimitriu, D. Voiculescu, M. Raileanu, C. Sinescu (Bucharest, RO)

## Nursing

- Clinical, psychosocial and quality of life profile of hospitalized patients with de novo heart failure and reduced left ventricular ejection fraction, etific project** PI061  
M.J. Oyanguren Artola, L.L. Garcia Garrido, M. Nebot Margalef, I. Lekuona, U. Aguirre, A. Linas, C. Fernandez Redondo, S. Lopez Fernandez, Y. Sanchez Paule, M.J. Bernardo (Bilbao, Girona, Barcelona, Galdakao, Murcia, Granada, Malaga and Oviedo, ES)
- Is individual patient education a reliable tool to prevent heart failure in diabetes?** PI062  
A. Coppola, A.M. Bagnasco, M. Fodaro, P. Gallotti, C. Falcone, L. Sasso, C. Gazzaruso (Vigevano, Genoa and Pavia, IT)
- Role telenursing on quality of life and readmission patient with heart failure** PI063  
N. Elahi, S.H. Baraz (Ahvaz, IR)
- Perception about heart failure telemonitoring of physicians and nurses from Japan and Sweden** PI064  
N. Kato, P. Johansson, I. Okada, K. Kinugawa, A. Stromberg, T. Jaarsma (Linkoping, SE; Tokyo and Toyama, JP)
- The greek version of teamSTEPPS teamwork perceptions questionnaire and minnesota satisfaction questionnaire "short form"** PI065  
I. Lakatamitou, E. Lambrinou, L. Paikousis, N. Middleton (Nicosia and Limassol, CY)
- Self-care behavior and its associated factors among heart failure patients in Pakistan.** PI066  
A. Gowani, R. Gul, S. Dhakam (Karachi, PK)

- Nursing care in patients undergoing left ventricular assist devices (LVAD) implantation as bridge to transplantation therapy** **PI067**  
 F. Canova Calil, B. Carneiro Oliveira, D. Ribeiro Galantini, B. Biselli, M. Samuel Avila, R. Lopes Hames, S. Moreira Ayub Ferreira, E. Marques Hojjaj, L. Llagostera Sillano, M. Auxiliadora Ferraz (Sao Paulo, BR)
- Usefulness of a simple educational tool with 4-colour leaflets to increase adherence to medication and assessment of patients satisfaction with it** **PI068**  
 C. Costa Grana, E. Barge Caballero, C. Naya Leira, P. Farinas Garrido, G. Barge Caballero, P. Blanco Canosa, Z. Grille Cancela, M.J. Paniagua Martin, D. Couto Mallon, M.G. Crespo Leiro (A Coruña, ES)
- Hospitalised heart failure patients: what is behind their satisfaction with nursing care?** **PI069**  
 R. Caruso, F. Dellafiore, F. Pittella, M.P. Caruso, B. Fiorini, R. Tramarin (San Donato Milanese, IT)
- Thirst in patients with heart failure in daily life** **PI070**  
 M.H.L. Van Der Wal, N. Waldreus, T. Jaarsma (Linköping, SE)
- Understanding patient experience during emergency admissions for acute heart failure** **PI071**  
 S. Jarvis, T. Sandford, L. Wu, V. Srivastava (London and Manchester, GB)

## Population studies / Epidemiology

- Heart rate variability and systolic blood pressure: implication for heart failure, attainment by stages** **PI072**  
 E.V. Pello, T.V. Kouznetsova, Y.P. Nikitin, J.A. Staessen (Novosibirsk, RU; Leuven, BE)
- Adverse prognosis with acute myocardial infarction involving proximal left anterior descending artery occlusion** **PI073**  
 I. Deidda, P. Lim (London, GB)
- Readmission and death without readmission after acute heart failure hospitalization: an approach using competing risk analysis** **PI074**  
 R.L. Ramos, I. Marques, M.V. Bertao, B. Ferreira, S. Abreu, J. Lopes, S. Nunes, D. Mendonca, L. Teixeira (Porto, Vila Nova de Gaia and Santa Maria da Feira, PT)
- Epidemiology of atrial fibrillation and flutter in Northern Italy: a cohort of hospitalized subjects** **PI075**  
 C. Tondo, C. Fornari, G. Botto, G. Inama, V. Chiodini, L.G. Mantovani, F. Madotto, S. Conti, G. Cesana (Milan, Monza, Como and Cremona, IT)
- Profile of the high coronary risk population** **PI076**  
 B. Georgiev, N. Gotcheva (Sofia, BG)
- Improving the validity of general practice heart failure registers in Scotland through collaborative clinical audit** **PI077**  
 P. Forsyth, T. Clackson, J.O.neil, A. Foster, L. Moir, I. Speirits, M. Petrie, S. Jenkins, J. Taylor, R. Burns (Glasgow, GB)
- Acute heart failure in colombia** **PI078**  
 C.I. Saldarriaga, G. Gonzalez, S. Navarrete, L.E. Echeverria, M. Novoa, N. Murillo, A. Rivera, M.J. Rodriguez, B. Rolong, G. Trout (Medellin, Bogota, bucaramanga, medellin, Cali, pereira, barranquilla and Santa Marta, CO)
- Risk of first myocardial infarction in a population-based cohort of incident heart failure patients.** **PI079**  
 A. Michel, M. Martin-Perez, A. Ruigomez, L.A. Garcia Rodriguez (Berlin, DE; Madrid, ES)

- Beta-thalassemia minor is associated with decreased arterial stiffness and favourable LV diastolic profile** PI080  
 A. Chamaidi, G. Karayannis, A. Christidi, G. Giamouzis, C. Parisi, K. Koutrakis, E. Adreanides, A. Xanthopoulos, J. Skoularigis, F. Triposkiadis (Larissa and Athens, GR; London, GB)
- Alterations of the left ventricular end-diastolic pressure-volume relationship are associated with higher mortality in non-heart failure individuals: data from a large-scale, population-based cohort.** PI081  
 M. Schwarzl, F. Ojeda, T. Zeller, M. Seiffert, P.M. Becher, T. Munzel, P.S. Wild, S. Blankenberg, D. Westermann (Hamburg and Mainz, DE)

## Psychosocial / Ethical concepts / Education

- Patients' perspectives of communication about heart failure, prognosis and end-of-life care** PI082  
 A.-L. Hjelmfors, A.S. Sandgren, A.S. Stromberg, J.M. Hjelmfors, T.J. Jaarsma, M.F. Friedrichsen (Linköping, Kalmar and Jonköping, SE)
- Predictors of therapeutic adherence in cardio-respiratory failure patients** PI083  
 G. Leija-Alva, V. Pelaez, R. Pablo-Santiago, E. Perez-Cabanas, A. Orea-Tejeda, B. Dominguez-Trejo, J.A. Pineda-Juarez, D.G. Gonzalez-Islas, R. Herrera-Saucedo, B. Santellano-Juarez (Mexico City, MX)
- Measures of health-related quality of life for adults with chronic heart failure: usefulness of the MacNew questionnaire** PI084  
 C. Ariano, R. De Vecchis, A. Giasi, C. Cioppa (Naples, IT)
- The relationship between acceptance of illness and quality of life in chronic heart failure patients** PI085  
 M. Obieglo, A. Siennicka, D. Danel (Wrocław, PL)
- Validation of health belief model and therapeutic adherence questionnaire in cardio-respiratory failure patients** PI086  
 G. Leija-Alva, V. Pelaez, R. Pablo-Santiago, E. Perez-Cabanas, A. Orea-Tejeda, J.A. Pineda-Juarez, E.W. Contreras-Ramirez, D.G. Gonzalez-Islas, R.N. Sanchez-Santillan, C. Cintora-Martinez (Mexico City, MX)
- Validation of Self-efficacy of Caregivers of Chronic Patients Scale in caregivers of heart failure patients** PI087  
 V. Pelaez, R. Pablo-Santiago, A. Orea-Tejeda, G. Leija-Alva, J.A. Pineda-Juarez, D.G. Gonzalez-Islas, R. Herrera-Saucedo, C. Cintora-Martinez, B. Santellano-Juarez (Mexico City, MX)
- Anxiety and coping based on emotions may contribute to reduced quality of life in patients with mild systolic heart failure** PI088  
 A.E. Siennicka, J. Krzysztofik, E.A. Jankowska (Wrocław, PL)

## Exercise testing & training

- Self-efficacy mediates the relationship between motivation and physical activity in patients with heart failure** PI089  
 L. Klompstra, T. Jaarsma, A. Stromberg (Norrköping and Linköping, SE)

- Observation point in chronic heart failure after training program** PI090  
N.A. Koriagina, A.V. Petrisheva, D.K. Sadykova (Perm, RU)
- Linear correlation between cardiac output and oxygen uptake at peak exercise in patients with heart failure with reduced ejection fraction** PI091  
N. Corrieri, F. Nicoli, A. Del Torto, S. Farina, C. Vignati, A. Apostolo, E. Salvioni, M. Morosin, P. Agostoni (Milan and Trieste, IT)
- Amount or intensity? Potential targets of exercise interventions in patients with heart failure with preserved ejection fraction.** PI092  
A. Bobenko, T. Trippel, R. Lindhorst, K. Nolte, G. Hasenfuss, H.D. Duengen, G. Gelbrich, R. Wachter, B. Pieske, F. Edelmann (Berlin, Gottingen and Wurzburg, DE)
- Outcome of advanced heart failure patients with restrictive diastolic echocardiographic filling pattern (RDEFP) undergoing exercise based residential cardiac rehabilitation (EBCR)** PI093  
F. Tarro Genta, M. Tidu, F. Bertolin, Z. Bouslenko, E. Picardi (Turin, IT)
- The efficacy of EECPP therapy to improve quality of life in chronic heart failure patients** PI094  
S. Rampengan, J. Prihartono, M. Siagian, A. Dundu, S. Immanuel (Manado and Jakarta, ID)
- Older patients and cardiac rehabilitation: indication or limitation** PI095  
M. Braga, A. Rocha, H. Nascimento, G. Pestana, M. Tavares Silva, R. Pinto, J. Rodrigues, J. Araujo, F. Parada-Pereira, M.J. Maciel (Porto, PT)
- After acute coronary syndromes - who are we rehabilitating** PI096  
G. Neves Pestana, A. Rocha, R. Pinto, M. Tavares-Silva, M. Braga, H. Nascimento, J.D. Rodrigues, V. Araujo, F. Parada, M.J. Maciel (Porto, PT)
- The long term effects of high intensity exercise; a 5 years follow-up of a randomized controlled trial in heart transplant recipients** PI097  
M. Yardley, L. Gullestad, K. Nytroen (Oslo, NO)
- Exercise-induced changes of pulse wave in chronic heart failure patients with reduced ejection fraction** PI098  
V. Dornberger, B. Hoerth, S. Gross, M. Bahls, W.J. Pietruschka, M.R. Markus, S.B. Felix, M. Doerr (Greifswald, DE)
- Left atrial function dynamics during exercise in heart failure of both reduced and preserved ejection fraction: pathophysiological implications on the right heart** PI099  
T. Sugimoto, F. Bandera, G. Generati, M. Pellegrino, E. Alfonzetti, M. Guazzi (Milan, IT)
- Peak VO<sub>2</sub> is still a valuable prognostic marker in the current era. A subanalysis of the Mecki score group** PI100  
A. Verde, S. Binno, P. Agostoni, U. Corra', G.Q. Villani, U. Corvi, M.C. Murru, M.F. Piepoli (Piacenza, Milan and Pavia, IT)

## Prognosis

- Impact of the number of leukocytes on admission in patients with takotsubo syndrome** PI101  
M. Yoshizawa, T. Itoh, S. Nakajima, Y. Ishikawa, M. Ishida, T. Fusazaki, M. Nakamura, Y. Morino (Morioka, JP)
- Serum lipoprotein levels and survival in patients with advanced cancer** PI102  
M.S. Anker, B. Hildebrandt, N. Ebner, J. Springer, H. Riess, W. Haverkamp, S.D. Anker, U. Landmesser, S. Von Haehling (Berlin and Gottingen, DE)



- Prognostic assessment in heart failure: what is the role of risk scores?** P1103  
S. Guerreiro, H. Dores, J. Ferreira, C. Aguiar, A. Ventosa, M. Trabulo, M. Mendes (Lisbon, PT)
- Predictors of LV dyssynchrony worsening in the presence of normal EF** P1104  
D. Duplyakov, Z. Vozhdava, E. Sysuenkova, V. Glukhova, S. Khokhulunov (Samara and Togliatti, RU)
- Influence of music therapy on patients with heart failure and early post-infarction angina; a substudy of the MUSIC-HF study** P1105  
P. Mitrovic, B. Stefanovic, A. Paladin, M. Radovanovic, N. Radovanovic, D. Rajic, G. Matic, I. Subotic, V. Bulatovic, Z. Vasiljevic (Belgrade, RS; Chicago, US)
- The readmission in de novo heart failure patients within 30 days, either cardiovascular or non-cardiovascular causes, affecting the prognosis** P1106  
P.-H. Chu, Y.-C. Tung (Tao-Yuan, TW)
- Validation of a new very simple score for outcome prediction in patients with chronic left ventricular systolic heart failure** P1107  
G. Fragasso, F. Loiacono, G. Calori, G. Marinosci, A. Salerno, R. Belardinelli, P. Di Napoli, R. Spoladore, G. Rosano, A. Margonato (Milan, Varese, Ancona and Chieti, IT; London, GB)
- High levels of galectin-3 is associated incremental risk of all-cause death in chinese patients with heart failure** P1108  
Q.Y. Chen, H. Wang, Y.Y. Li, J.F. Yang (Chengdu and Beijing, CN)
- Predictors of outcome in outpatients with chronic heart failure during a long term follow-up** P1109  
M. Triggiani, I. Papa, E. Rocco, L. Lupi, G. Sacca', C. Villa, G. Milesi, A. Manerba, N. Berlinghieri, S. Nodari (Brescia, IT)
- Hypokalemia and long-term outcomes in patients hospitalized for heart failure: a propensity-matched study** P1110  
M. Valentova, C.J. Morgan, J. Butler, M.R. Blackman, G.C. Fonarow, P. Deedwania, W.S. Aronow, R.M. Allman, S.D. Anker, A. Ahmed (Göttingen, DE; Birmingham, Stony Brook, Washington, Los Angeles, San Francisco and Valhalla, US)
- Growth differentiation factor-15 is associated with poor prognosis in chinese patients with heart failure** P1111  
H. Wang, Q.Y. Chen, Y.Y. Li, X.C. Jing, J.F. Yang (Beijing and Chengdu, CN)
- Recovered heart failure: a different class of heart failure according to outcome?** P1112  
C. Diez-Lopez, J. Lupon, M. De Antonio, M. Domingo, E. Zamora, J. Santemas, M.I. Troya, C. Diez-Quevedo, M. Boldo, A. Bayes-Genis (Badalona, ES)
- Prognostic value of prothrombin activity percentage measurement in patients with acute decompensated cardiac failure** P1113  
G. Daquarti, L. Battioni, M.L. Talavera, A.C. Iribarren, I. Chillik, R. Campos, A. Acosta, M.S. Trivi, M. Diez (Buenos Aires, AR)
- Systolic blood pressure target: a new challenge in cardiovascular prevention in community-based population?** P1114  
C. Di Nora, A. Iorio, L. Rivetti, B. Ortis, C. Mazzone, A. Cherubini, G. Faganello, L. Tarantini, G. Sinagra, A. Di Lenarda (Trieste, Bergamo and Belluno, IT)
- Prognostic impact of left atrial function by 2D speckle-tracking echocardiographic analysis in patients with chronic systolic heart failure.** P1115  
A. Malagoli, L. Rossi, C. Sticozzi, A. Zanni, M. Piepoli, G. Villani (Piacenza, IT)

**Prognostic value of ultrasound lung artefacts (comet tail sign) in acute heart failure.** P1116  
 C. Josa, C. Butcher, J.G.F. Cleland, I. Torres, J. Rubio, M. Martinez-Marin, I. Gimenez-Lopez, P. Samperiz, A. Sola, J.I. Perez-Calvo (Zaragoza and Barcelona, ES; London, GB)

## Pulmonary hypertension

**Prognostic value of MMP/TIMP imbalance at follow up assessment in idiopathic pulmonary arterial hypertension** P1117

V. Wetzl, S.L. Tiede, L. Faerber, N. Weissmann, R.T. Schermuly, H.A. Ghofrani, H. Gall (Regensburg, Giessen and Nuremberg, DE)

**Pulmonary endarterectomy across borders - an ongoing effort for chronic thromboembolic pulmonary hypertension management** P1118

S. Alegria, M.J. Loureiro, F. Ferreira, A.R. Almeida, O. Simoes, D. Repolho, L. Lopes, H. Pereira (Almada, PT)

**Pulmonary hypertension as an independent predictor of cardiovascular mortality in patients with renal replacement therapy** P1119

M. Cafka, M. Rroji, J. Seiti, S. Seferi, J. Djamandi, A. Goda (Tirana, AL)

**A new index for risk stratification in patients with pulmonary hypertension.** P1120

M. Correale, D. Lacedonia, A. Ferraretti, G. Galgano, P. Schino, R. Petrucci, G.E. Carpagnano, M. Di Biase, M.P. Foschino, N.D. Brunetti (Foggia and Acquaviva delle Fonti, IT)

**First collaborative registry of pulmonary hypertension in Argentina (RECOPILAR Registry): a clinical snapshot from a developing country** P1121

E.R. Perna, M.L. Coronel, M. Diez, N. Atamanuk, A. Nitsche, J. Caneva, M. Cazalas, L. Lema, G. Yuhay, D. Echazarreta (Corrientes, Buenos Aires, Cordoba and La Plata, AR)

**Vasoreactivity testing with intravenous sildenafil in patients with pre-capillary pulmonary hypertension associated with connective tissue disease** P1122

A. Rieth, A. Berkowitsch, I. Tarner, M. Frerix, V. Mitrovic, C.W. Hamm (Bad Nauheim and Giessen, DE)

**The role of electrical cardiometry in non-invasive assessment of hemodynamic parameters in patients with pulmonary arterial hypertension** P1123

R. Kazmierczyk, M. Marcinkiewicz-Siemion, B. Sobkowicz, W.J. Musial, K.A. Kaminski (Bialystok, PL)

## Left ventricular function

**Pediatric heart transplantation recipients: echocardiographic evaluation of left ventricular mechanics** P1124

R. Gravino, G. Limongelli, A. Petraio, A. Rea, R. Vastarella, M. Verrengia, C. Amarelli, C. Maiello, M.G. Russo, G. Pacileo (Naples, IT)

**Changes of ventricular-arterial coupling may reflect early cardiac remodeling in patients with myocardial infarction treated with percutaneous coronary intervention** P1125

E. Zharikova, S. Villevaude, Z.H. Kobalava (Moscow, RU)

**Heterogeneous response of ventricular-arterial coupling and left ventricular efficiency to afterload increase in untreated hypertensive subjects** P1126

A. Bogomaz, Y. Kotovskaya, Z.H. Kobalava (Moscow, RU)

- Ventricular-arterial uncoupling may be an early sign of cardiovascular remodeling in hypertensive men** PI127  
 A. Bogomaz, Y. Kotovskaya, Z.H. Kobalava (Moscow, RU)
- Patients with acute coronary syndromes without left ventricular function evaluation represent a special high risk population: a single centre observation.** PI128  
 F. Montenegro Sa, C. Ruivo, A. Antunes, F. Saraiva, J. Correia, J. Guardado, P. Gomes, S. Pernencar, N. Carvalho, J. Morais (Leiria, PT)
- Left ventricle diastolic function impairment in patients with arterial hypertension and no LV hypertrophy** PI129  
 O. Torbas, S. Kushnir, Y.U. Sirenko, O. Rekovets (Kiev, UA)

**HFpEF - Heart failure with preserved ejection fraction**

- Predictors of preclinical left ventricular diastolic dysfunction in type 2 diabetes mellitus** PI130  
 A. Banushi, V. Papparisto, N. Kuka, I. Refatllari, J. Dragoti, A. Goda (Tirana, AL)
- NYHA functional class is associated with diastolic pulmonary pressure and predicts outcome in patients with heart failure and preserved ejection fraction** PI131  
 D. Dalos, J. Mascherbauer, C. Zotter-Tufaro, F. Duca, A. Kammerlander, S. Aschauer, D. Bonderman (Vienna, AT)
- The prognostic value of EAS index and E/DT in heart failure patients with preserved ejection fraction** PI132  
 F. Vakilian, D.R.F.E. Ghaderi, M.R.S.F. Haghparast (Mashad, IR)
- Predictors of long-term prognosis of ambulatory patients with heart failure and preserved ejection fraction** PI133  
 E. Sole Gonzalez, J. Alvarez-Garcia, A. Ferrero-Gregori, J. Carreras Mora, S. Mirabet Perez, A. Mendez Fernandez, N. Mesado Batalla, M.J. Pirla Buxo, E. Roig Minguell (Barcelona, ES)
- Predictive value of diastolic left ventricular function on exercise capacity in heart failure patients with preserved ejection fraction** PI134  
 Z. Hristovski, L.J. Georgievska-Ismail (Skopje, MK)
- Potential value of stress NT-proBNP assessment for the prediction of subclinical HFpEF in hypertensive patients** PI135  
 A. Kisko, M. Babcak, N. Kishko (Presov, SK)
- Relation between serum Parathyroid hormone and diastolic function in heart failure preserved ejection fraction** PI136  
 D.R.F.E. Ghaderi, F. Vakilian, N.A. Chogan (Mashad, IR)
- Quantifying the risk of repeated hospitalizations following an admission for acute heart failure: preserved versus reduced ejection fraction** PI137  
 E. Santas, E. Valero, A. Mollar, P. Palau, L. Bondanza, S. Garcia-Blas, D. Escribano, G. Minana, F.J. Chorro, J. Nunez (Valencia and Villarreal, ES)
- Predictive value of left ventricular global longitudinal strain on exercise capacity in heart failure patients with preserved ejection fraction** PI138  
 L. Georgievska-Ismail, Z. Hristovski, P. Zafirovska (Skopje, MK)

T. Braun (Bad Nauheim, DE); M. Giacca (Trieste, IT); G. Iaccarino (Baronissi, IT); G.W.A. De Keulenaer (Wilrijk, BE); E. Van Rooij (Utrecht, NL); N. Montserrat (Barcelona, ES)

## Basic Science: Chronic heart failure

- Combination of platelet activation and membrane fragility signs for estimation of HF progression** PI140  
 N. Maroz-Vadalazhskaya, L. Kukharenko, E. Drozd, I. Russkikh, I. Ostrovsli (Minsk, BY)
- The influence of the gut microbiota on heart failure so far** PI141  
 C. Lewinter (Vejele, DK)
- Endothelial dysfunction, level of leptin and body mass index in patient with coronary heart disease with preserved systolic function in combination with hepatic steatosis.** PI142  
 M. Grechanyk, N.M. Grechanyk, A.J. Filippova, A.V. Kuryata (Dnepropetrovsk, UA)
- Vagal deficiency in cardiac failure: role of deep breathing test** PI143  
 N. Mouine, N. Loudiyi, M. El Bakkali, L. Coghlan, M. El Minaoui, S. Aboudrar, H. Benjelloun (Rabat, MA)
- MiR30-GALNT1/2 axis-mediated glycosylation at threonine 48 and 71 plays an essential role in the increased secretion of unprocessed pro-brain natriuretic peptide by failing hearts** PI144  
 K. Kuwahara, Y. Nakagawa, T. Nishikimi, K. Kangawa, N. Minamino, K. Nakao, T. Kimura (Kyoto and Osaka, JP)
- Role of sarcoplasmic reticulum calcium leak in heart failure** PI145  
 B.A. Mohamed, C. Richter, S. Neef, D. Lbik, S. Khadjeh, S. Sossalla, S.E. Lehnart, S. Luther, G. Hasenfuss, K. Toischer (Göttingen, DE)
- Perfusion-metabolic scintigraphy for prognosis of recurrent left ventricular remodeling after the comprehensive surgical treatment of patients with ischemic cardiomyopathy** PI146  
 Y. Lishmanov, K. Zavadovsky, M. Gulya, S. Andreev, E. Alexandrova, V. Shipulin (Tomsk, RU)
- Development of recommendations for the improvement of palliative care of patients with chronic heart failure** PI147  
 J. Ziehm, E. Farin-Glattacker, G. Becker, S. Koeberich (Freiburg, DE)
- The evolution of functional parameters at patients with diastolic heart failure after cardiovascular rehabilitation** PI148  
 S. Filimon, E. Vataman, D. Lisii, A. Grivenco, O. Priscu, S. Aprodu, C. Jucovschi (Chisinau, MD)
- Short-to-mid term effects of Levosimentan on biochemical and clinical parameters in patients with congestive heart failure** PI149  
 G. Peperas, G. Pepera, D. Tousoulis (Lamia and Athens, GR; Colchester, GB)
- Longitudinal study of long-term effects of doxycycline on cardiac structure and functions using high-frequency, high-resolution ultrasound imaging in a mouse model of Marfan syndrome** PI150  
 J.Z. Cui, L.L. Lee, X. Sheng, G.G. Sandor, C. Van Breemen, G.F. Tibbits, M. Esfandiarei (Vancouver and Burnaby, CA; Glendale, US)

- Alterations of plasma macrophage migration inhibitory factor (MIF) concentration in patients with chronic heart failure treated with cardiac resynchronization therapy** PI151  
E. Sawicka, K. Ptaszynska-Kopczyńska, M. Marcinkiewicz-Siemion, A. Lisowska, M. Witkowski, K. Charkiewicz, P. Laudanski, W.J. Musial, K.A. Kaminski (Bialystok, PL)
- The role of clinical particularities and co-morbidities in the development of different types of left ventricular dysfunction after 12 months from coronary revascularization-retrospective analysis** PI152  
A.A. Grivenco, E.B. Vataman (Chisinau, MD)
- Relationship between renal function and age in patients with chronic heart failure and preserved ejection fraction** PI153  
Y. Kushnir, A. Kuryata (Dnipropetrovsk, UA)
- Anemia in chronic heart failure** PI154  
B. Narziev (Tashkent, UZ)
- Impact of diabetes on epidemiology and treatment of patients with chronic heart failure** PI155  
S. Oualim, A. Abardazzou, C.E. Ait El Harda, M. El Hattouji (Marrakech, MA)
- The cost-effectiveness of sacubitril/valsartan in chronic heart failure with reduced ejection fraction** PI156  
J.J.V. McMurray, M.R. Cowie, A. Briggs, M. Taylor, E. Hancock, D. Trueman, R. Haroun, C. Deschaseaux (Glasgow, London, York and Bicester, GB; Basel, CH)
- Predictors of 12- and 36-month mortality in chronic heart failure** PI157  
N. Tkach (Kiev, UA)
- Levels of adiponectin, leptin, inflammatory and anti-inflammatory cytokines in patients with systolic chronic heart failure in relation to insulin resistance state** PI158  
A. Lyashenko (Kiev, UA)
- The relationship between the heart rate variability and poor outcome in patients with Q-myocardial infarction** PI159  
R.D. Kurbanov, G.U. Mullabaeva, A.A. Kilichev (Tashkent, UZ)
- The systolic function and heart rhythm variability at patients with myocardial infarction** PI160  
R.D. Kurbanov, A.A. Kilichev, G.U. Mullabaeva (Tashkent, UZ)

## Basic Science: Heart failure diagnosis

- Assessment of RV function following percutaneous transvenous mitral commissurotomy (PTMC) for rheumatic mitral stenosis** PI161  
H.S. Natraj Setty, H. Veeresh Patil, T. Joseph, K.S. Ravindranath, T. Kumar Swamy, C.N. Manjunath (Bangalore, IN)

## Basic Science: Comorbidities

- The role of biomarkers in risk stratification of kidney injury in patients with acute coronary syndrome** PI162  
I.R. Vyshnevskaya, M.P. Kopytsya, O.V. Petyunina, N.V. Tytarenko, N.V. Bila (Kharkiv, UA)
- Daily activity per minute slept drops with renal impairment in patients with chronic stable heart failure.** PI163  
E.E. Egom, R.B. Pharithi, A. Jago, S. Fay, A. Maher, S. Fall, C. Murphy, V. Maher (Dublin, IE)

- Phenotype of a mouse model of type 3 cardio-renal syndrome** PI164  
 M. Prud'homme, M. Coutrot, S. Kinugasa, S. Placier, E. Polidano, M. Genest, R. Merval, N. Vodovar, C.E. Chadjichristos, M. Legrand (Paris, FR)
- IFN-gamma plays protective roles in the pathogenesis of cardio-renal syndrome type I through the induction of intracardiac ANP expression.** PI165  
 A. Kimura, Y. Ishida, M. Nosaka, N. Mukaida, T. Kondo (Wakayama and Kanazawa, JP)
- The role of adiponectin receptor I and tnf- $\alpha$  in the process of skeletal muscle adiponectin resistance, mitochondrial dysfunction and impaired myogenesis in chronic heart failure.** PI166  
 T. Sente, A.M. Van Berendoncks, E. Franssen, V.Y. Hoymans, C.J. Vrints (Antwerp, BE)
- Metabolic reprogramming as therapeutic strategy to ameliorate skeletal muscle tissue engineering procedures** PI167  
 E. Ferraro, C. Gargioli, A. Musaro, G. Rosano (Rome, IT)
- Megestrol acetate improves cardiac function in a model of cancer-cachexia induced cardiomyopathy by autophagic modulation** PI168  
 V. Musolino, M. Gliozzi, C. Carresi, C. Drescher, C. Muscoli, W. Doehner, S. Von Haehling, S.D. Anker, J. Springer, V. Mollace (Catanzaro, IT; Berlin and berlin, DE)
- Mineralocorticoid receptor activation affects skeletal muscle development and metabolism.** PI169  
 A. Feraco, A. Armani, V. Marzolla, E. Ferraro, M. Caprio, G.M. Rosano (Rome, IT)
- Myocardial iron content and mitochondrial function in heart failure** PI170  
 V. Melenovsky, J. Petrak, T. Mracek, Z. Drahotka, H. Nuskova, J. Kovalcikova, T. Pluhacek, J. Benes, J. Kautzner, J. Houstek (Prague and Olomouc, CZ)
- New oral anticoagulants in heart failure** PI171  
 O.A. Cristea, O. Tica, M.I. Popescu (Oradea, RO)
- Anemia in heart failure** PI172  
 O.A. Cristea, O. Tica, M.I. Popescu (Oradea, RO)
- The reduction of central sleep apnea severity in the left lateral position is not due to an improvement in cardiac hemodynamics in patients with chronic heart failure** PI173  
 G.D. Pinna, D. Rossi, R. Maestri, F. Olmetti, M.T. La Rovere, E. Traversi (Montescano, IT)

## Basic Science: Cytokines and inflammation

- Acute exercise-induced response of monocyte subtypes and relation to endothelial function in heart failure with preserved ejection fraction** PI174  
 A.B. Gevaert, K. Van Ackeren, S.C. Latet, G. Frederix, A.H. Van Craenenbroeck, P.J. Beckers, K. Lemmens, V.Y. Hoymans, C.J. Vrints, E.M. Van Craenenbroeck (Antwerp, BE)
- Proinflammatory cytokines and heart rate variability in women with coronary heart disease** PI175  
 N.A. Koriagina, A.V. Petrisheva, L.M. Vasilts, V.V. Schekotov, D.K. Sadykova, A.V. Tuev (Perm, RU)
- Exposure to CXCL12 prolongs naive CD4<sup>+</sup> T lymphocytes survival.** PI176  
 L. Vitiello, E. Ferraro, S. De Simone, G. Rosano, L. Racioppi (Rome and Naples, IT; Durham, US)

## Basic Science: Hypertension / LV hypertrophy / Renal denervation

- Inhibition of long noncoding RNA Chast prevents pressure-overload induced cardiac hypertrophy** PI177  
 J. Viereck, R. Kumarswamy, A. Foinquinos, S. Batkai, K. Xiao, F. Weidemann, L.J. De Windt, S. Engelhardt, T. Dandekar, T. Thum (Hannover, Wuerzburg and Munich, DE; Maastricht, NL)
- Pivotal role of regulator of G-protein signaling 12 in pathological cardiac hypertrophy** PI178  
 J. Huang (Nanjing, CN)
- EMAP II reduces arterial stiffness and end-diastolic myocardial stiffness in hypertension and diabetes** PI179  
 N.A. Dorofeyeva, G.G. Vorobyov, V.F. Sagach (Kiev, UA)
- Cardiovascular remodelling in L-NAME-induced hypertension: effect of ivabradine** PI180  
 F. Simko, L. Paulis, M. Adamcova, S. Aziriova, K. Krajcovicova, K. Repova, A. Dukat, T. Baka (Bratislava, SK; Hradec Kralove, CZ)
- Early diagnostic and correction of syndrome cognitive impairments in arterial hypertension in family doctor practice** PI181  
 V. Krotova, T.A. Khomazyuk, O.V. Soya, T.V. Lakiza (Dnipropetrovsk, UA)
- Hypertension patients: the cerebral circulation and impairment of cognitive functions** PI182  
 V.U. Krotova, T.A. Khomazyuk, O.V. Soya (Dnipropetrovsk, UA)

## Basic Science: Molecular biology / Genetics

- Rs2274273 from LGALS-3 locus and cardiac ventricular remodeling after first myocardial infarction: preliminary results** PI183  
 A. Djordjevic, T. Djuric, M. Zivkovic, I. Zivotic, M. Dekleva, N. Markovic-Nikolic, D. Alavantic, A. Stankovic (Belgrade, RS)
- The non coding repressor of NFAT (NRON) and its role in heart disease** PI184  
 J. Beermann, R. Kumarswamy, T. Thum (Hannover, DE)
- Diabetes associated DNA variants relation with prevalent left ventricular hypertrophy and diastolic dysfunction** PI186  
 M. Magnusson, J. Molvin, P.M. Nilsson, M. Leosdottir, U. Lindblad, B. Daka, L. Bennet, L. Rastam, O. Melander, V. Lyssenko (Malmö and Gothenburg, SE)
- Impact of KCNJ11 gene polymorphisms of ATP-sensitive potassium channel on left ventricular end-diastolic volume and mass in chronic systolic heart failure** PI187  
 I. Mazur, L. Voronkov, V. Dosenko, R. Strutynskiy, N. Gorovenko (Kyiv and Kyiv, UA)
- Gene expression profiling to predict and identify cardiac allograft acute cellular rejection: the GET-study** PI188  
 D. Bodez, H. Hocini, N. Tchitcheck, P. Tisserand, N. Benhaïem, C. Barau, S. Guendouz, E. Teiger, Y. Levy, T. Damy (Creteil and Fontenay-aux-Roses, FR)
- The right ventricle molecular changes associated with pulmonary arterial hypertension are attenuated by Urocortin-2 treatment** PI189  
 C. Maia-Rocha, R. Adao, P. Mendes-Ferreira, D. Santos-Ribeiro, M. Rademaker, A.F. Leite-Moreira, C. Bras-Silva (Porto, PT; Quebec, CA; Christchurch, NZ)

- Clinical and prognostic profile of patients with dilated cardiomyopathy caused by mutations in MYBPC3 gene** PI190  
 A. Sousa, P. Canedo, B. Moura, L. Lopes, O. Azevedo, S. Amorim, F. Rocha Goncalves, J.C. Machado, J. Silva Cardoso, E. Martins (Porto, Lisbon and Guimaraes, PT)
- Grapevine microRNAs in an in vitro model of cell line: new potential insight on their role in the setting of human health.** PI191  
 B. Svezia, M. Cabiati, E. Bertolini, C. Passino, V. Lionetti, S. Del Ry, M.E. Pe' (Pisa, IT)
- The ageing and high arterial pressure change IGF-I/miRNA-I regulation in hypertrophied myocardium of SHR and Wistar rats** PI192  
 T. Lapikova-Bryhinska, V. Gurianova, A. Portnychenko, S. Goncharov (Kiev, UA)
- Polymorphisms of GSTT1 is associated with higher risk of chronic heart failure among smokers** PI193  
 N. Jankovic, D.V. Simic, S. Radovanovic, O. Gudelj, M. Marinkovic, S. Suvakov, V. Coric, T. Simic (Belgrade, RS)
- The prognostic value of different allelic distribution of aldosterone synthase receptor in a congestive heart failure caucasian population.** PI194  
 M. Feola, M. Monteverde, D. Vivenza, M. Testa, L. Leto, F. Mussapi, A. Vado, M. Merlano, C. Lo Nigro (Fossano, Cuneo and Turin, IT)
- Molecular characterization of portuguese patients with dilated cardiomyopathy** PI195  
 A. Sousa, P. Canedo, O. Azevedo, L. Lopes, T. Pinho, F. Rocha Goncalves, L. Goncalves, J. Silva Cardoso, J.C. Machado, E. Martins (Porto, Guimaraes, Lisbon and Coimbra, PT)
- Does the gene expression differentiate patients with ischaemic heart failure from healthy individuals?** PI196  
 J. Dabek, M. Piechota, M. Majewski, J. Glogowska-Ligus, Z. Gasior (Katowice, Tychy and Sosnowiec, PL)

## Basic Science: Vascular biology

- The eye, a window to the heart - Retinal vessel analysis in heart failure** PI197  
 M. Naegele, I. Sudano, S. Cantatore, F. Enseleit, F. Ruschitzka, A.J. Flammer (Zurich, CH)
- Stress-induced vascular dysfunction: Evaluation of sympathetic activity and endothelial function in patients with takotsubo syndrome** PI198  
 I. Sudano, M. Naegele, A.J. Flammer, F. Enseleit, T.F. Luescher, F. Ruschitzka, G. Noll (Zurich, CH)
- CD34 positive bone marrow derived cells inhibit intimal hyperplasia in mouse model of vascular injury** PI199  
 S. Ananthaseshan, E. Kurzejamska, M. Lazarczyk, P. Religa (Stockholm, SE)





# MONDAY SESSIONS

|                    |                 |
|--------------------|-----------------|
| Hands-On Tutorials | Page 153 to 155 |
| Morning            | Page 156 to 166 |
| Lunchtime          | Page 167 to 170 |
| Afternoon          | Page 171 to 182 |
| Evening            | Page 183 to 183 |





Sponsored by Orion Pharma

HANDS-ON ROOM I

*The use of inotropes for correcting hemodynamic dysfunction in patients with congestive heart failure has been described over many decades. However, negative or insufficient data has been collected on the effects of cardiac glycosides, catecholamines, and phosphodiesterase inhibitors on quality of life and survival. More recently, calcium sensitizers have been proposed as safer inodilators. This series of tutorials focus on how to use safely and effectively calcium sensitizers in acute, or advanced heart failure, or in cardiogenic shock.*

## 09:00 - 11:40 Inodilators in repetitive doses

Chairpersons: F.O. Oliva (Milan, IT); J.F. Delgado Jimenez (Madrid, ES)

- |       |                                                                                                     |      |
|-------|-----------------------------------------------------------------------------------------------------|------|
| 09:00 | <b>Why and how to treat advanced heart failure patients with repetitive doses of inodilator.</b>    | 1200 |
|       | F.O. Oliva (Milan, IT)                                                                              |      |
| 10:00 | <b>How to use inotropes in treatment of acute heart failure.</b>                                    | 1201 |
|       | A. Reinecke (Kiel, DE)                                                                              |      |
| 11:00 | <b>Why and how to use inodilators in intermittent dose on patients with advanced heart failure.</b> | 1202 |
|       | J.F. Delgado Jimenez (Madrid, ES)                                                                   |      |

## 13:40 - 16:20 Inotropes in acute heart failure

Chairpersons: F. Guarracino (Pisa, IT); F. Gustafsson (Copenhagen, DK)

- |       |                                                                                   |      |
|-------|-----------------------------------------------------------------------------------|------|
| 13:40 | <b>Why and how to treat patients in cardiogenic shock with inodilators.</b>       | 1203 |
|       | F. Guarracino (Pisa, IT)                                                          |      |
| 14:40 | <b>Why and how to use inodilators as a bridge to transplant or assist device.</b> | 1204 |
|       | F. Gustafsson (Copenhagen, DK)                                                    |      |
| 15:40 | <b>How to use inotropes in daily clinical practice.</b>                           | 1205 |
|       | R.H.G. Schwinger (Weiden, DE)                                                     |      |

Sponsored by **Abbott Vascular**

**HANDS-ON ROOM 2**

*The learning objectives are as follow:*

- *To understand how you can optimize mitral regurgitation treatment with transcatheter mitral valve repair (TMVR) in heart failure patients: from diagnosis to follow-up.*
- *To interact with transcatheter mitral valve repair device and transthoracic echocardiographic ultrasound system.*
- *To take the opportunity to get answers to your clinical & technical questions thanks to this very interactive session.*

**08:30 - 09:15 Treating mitral regurgitation in heart failure patient: from diagnosis to follow-up**

Chairperson: G. La Canna (Rodengo Saiano, IT)

**09:30 - 10:00 How to assess mitral valve and mitral regurgitation with transthoracic echocardiographic ultrasound**

Chairpersons: A. Laghi (Luxembourg, LU); G. La Canna (Rodengo Saiano, IT)

**10:00 - 10:30 Transcatheter mitral valve repair device**

Chairperson: D. Van Hees (Diegem, BE)

**11:00 - 11:45 Treating mitral regurgitation in heart failure patient: from diagnosis to follow-up**

Chairperson: G. La Canna (Rodengo Saiano, IT)

**12:00 - 12:30 How to assess mitral valve and mitral regurgitation with transthoracic echocardiographic ultrasound**

Chairpersons: A. Laghi (Luxembourg, LU); G. La Canna (Rodengo Saiano, IT)

**12:30 - 13:00 Transcatheter mitral valve repair device**

Chairperson: D. Van Hees (Diegem, BE)

Sponsored by **Abbott Vascular**

**HANDS-ON ROOM 2**

(continued)

14:00 - 14:45 **Treating mitral regurgitation in heart failure patient: from diagnosis to follow-up**

Chairperson: G. La Canna (Rodengo Saiano, IT)

15:00 - 15:30 **How to assess mitral valve and mitral regurgitation with transthoracic echocardiographic ultrasound**

Chairpersons: A. Laghi (Luxembourg, LU); G. La Canna (Rodengo Saiano, IT)

15:30 - 16:00 **Transcatheter mitral valve repair device**

Chairperson: D. Van Hees (Diegem, BE)

08:30 - 10:00 Special Session

PARIS

## Late Breaking Trials III: Focus on trial updates, registries and meta-analyses

Chairpersons: P. Ponikowski (Wroclaw, PL); To be announced

- |       |                                                                                                                                                   |      |
|-------|---------------------------------------------------------------------------------------------------------------------------------------------------|------|
| 08:30 | <b>Influenza vaccination and risk of hospitalisation in patients with heart failure: a report from the UK primary and secondary care records.</b> | 1206 |
|       | K. Rahimi (Oxford, GB)                                                                                                                            |      |
| 08:37 | <b>Influenza vaccination and risk of hospitalisation in patients with heart failure: a report from the UK primary and secondary care records.</b> | 1207 |
|       | A.W. Hoes (Utrecht, NL)                                                                                                                           |      |
| 08:40 | <b>Aliskiren alone and in combination with enalapril, versus enalapril, in heart failure patients with diabetes.</b>                              | 1208 |
|       | L. Kober (Gentofte, DK)                                                                                                                           |      |
| 08:47 | <b>Discussion: Aliskiren alone and in combination with enalapril, versus enalapril, in heart failure patients with diabetes..</b>                 | 1209 |
|       | To be announced                                                                                                                                   |      |
| 08:50 | <b>Effect of cardiac resynchronization in patients with diabetes enrolled in echoCRT.</b>                                                         | 1210 |
|       | M. Naegele (Zurich, CH)                                                                                                                           |      |
| 08:57 | <b>Discussion: Effect of cardiac resynchronization in patients with diabetes enrolled in echoCRT.</b>                                             | 1211 |
|       | G. Hindricks (Leipzig, DE)                                                                                                                        |      |
| 09:00 | <b>Exercise training for chronic heart failure: an individual participant data meta-analysis.</b>                                                 | 1212 |
|       | O. Ciani (Exeter, GB)                                                                                                                             |      |
| 09:07 | <b>Discussion: Exercise training for chronic heart failure: an individual participant data meta-analysis.</b>                                     | 1213 |
|       | T.A. McDonagh (London, GB)                                                                                                                        |      |
| 09:10 | <b>Clinical benefits of LV volume reduction in ischemic cardiomyopathy heart failure patients using a transcatheter technique.</b>                | 1214 |
|       | M. Biffi (Bologna, IT)                                                                                                                            |      |
| 09:17 | <b>Discussion: Clinical benefits of LV volume reduction in ischemic cardiomyopathy heart failure patients using a transcatheter technique.</b>    | 1215 |
|       | F. Maisano (Zurich, CH)                                                                                                                           |      |
| 09:20 | <b>Panel Discussion.</b>                                                                                                                          | 1216 |

08:30 - 10:00 Symposium

**BERLIN**

## Advanced heart failure therapies as a bridge to transplantation

Chairpersons: M.G. Crespo-Leiro (La Coruna, ES); M. Jessup (Philadelphia, US)

### New and emerging therapies

#### World Congress on Acute Heart Failure

- |       |                                                                              |      |
|-------|------------------------------------------------------------------------------|------|
| 08:30 | <b>Milestones in mechanical circulatory support.</b>                         | 1218 |
|       | R. Mehra (Needham, US)                                                       |      |
| 08:52 | <b>Short term MCS: which device for which patient?</b>                       | 1219 |
|       | D. Milicic (Zagreb, HR)                                                      |      |
| 09:15 | <b>VAD as bridge to transplantation: when, whom.</b>                         | 1220 |
|       | N. Uriel (Chicago, US)                                                       |      |
| 09:37 | <b>Predicting myocardial recovery in MCS patients: what have we learned?</b> | 1221 |
|       | S. Drakos (Cottonwood Heights, Salt Lake City, US)                           |      |

08:30 - 10:00 Symposium

**ROME**

## What a clinician should know about heart failure with preserved ejection fraction

Chairpersons: J.G.F. Cleland (London, GB); F.K. Triposkiadis (Larissa, GR)

### Heart Failure with Preserved Ejection Fraction

- |       |                                             |      |
|-------|---------------------------------------------|------|
| 08:30 | <b>Diagnostic criteria.</b>                 | 1222 |
|       | B. Pieske (Berlin, DE)                      |      |
| 08:52 | <b>What went wrong in previous trials.</b>  | 1223 |
|       | S.D. Anker (Göttingen, DE)                  |      |
| 09:15 | <b>Just a collection of co-morbidities?</b> | 1224 |
|       | W.J. Paulus (Amsterdam, NL)                 |      |
| 09:37 | <b>Treatments in the pipeline.</b>          | 1225 |
|       | S. Solomon (Boston, US)                     |      |

# MONDAY 23 MAY 2016 - MORNING SESSIONS

08:30 - 10:00 Clinical Cases

**ATHENS**

## **Tips and tricks – how could echocardiography help to survive an ICU shift?**

Joint session with the HoT (Heart Failure specialists of Tomorrow) and EACVI

HIT (Heart Imagers of Tomorrow)

Chairpersons: S. Price (London, GB); A. Mebazaa (Paris, FR)

### Case-based session with expert commentaries.

|       |                                                               |      |
|-------|---------------------------------------------------------------|------|
| 08:30 | <b>Infective endocarditis and acute aortic regurgitation.</b> | 1226 |
|       | G. Vergaro (Pisa, IT)                                         |      |
| 08:45 | <b>Expert commentary.</b>                                     | 1227 |
|       | A. Mebazaa (Paris, FR); S. Price (London, GB)                 |      |
| 09:00 | <b>Failing or not failing right myocardium?</b>               | 1228 |
|       | J. Grapsa (London, GB)                                        |      |
| 09:15 | <b>Expert commentary.</b>                                     | 1229 |
|       | A. Mebazaa (Paris, FR); S. Price (London, GB)                 |      |
| 09:30 | <b>Cardiogenic shock.</b>                                     | 1230 |
|       | A. Flammer (Zurich, CH)                                       |      |
| 09:45 | <b>Expert commentary.</b>                                     | 1231 |
|       | A. Mebazaa (Paris, FR); S. Price (London, GB)                 |      |

08:30 - 10:00 Symposium

**BARCELONA**

## **Forever young! Or how to age without heart failure**

Chairperson; : I.G. Lunde (Oslo, NO); To be announced

### Basic Science - Translational

|       |                                                                        |      |
|-------|------------------------------------------------------------------------|------|
| 08:30 | <b>What the prostate and the heart have in common.</b>                 | 1232 |
|       | J. Heineke (Hannover, DE)                                              |      |
| 08:52 | <b>Stem cells - the fountain of youth?</b>                             | 1233 |
|       | R. Madonna (Chieti, IT)                                                |      |
| 09:15 | <b>Telomeres and mitochondria.</b>                                     | 1234 |
|       | J. Haendeler (Duesseldorf, DE)                                         |      |
| 09:37 | <b>Turning back time: molecular clocks in aging and heart failure.</b> | 1235 |
|       | L.W. Van Laake (Utrecht, NL)                                           |      |



08:30 - 10:00 Rapid Fire Abstract

**AGORA**

## Rapid Fire 3 - Chronic heart failure management

Chairpersons: R.S. Gardner (Glasgow, GB); To be announced

*Rapid fire abstracts sessions are dynamic and interactive presentations of 16 related topic abstracts.*

- 08:30 Morbidity, mortality, and cost impact of stage b and stage c heart failure: comparative analysis to underline the clinical and economic need for heart failure prevention strategy.** **1236**  
 S.I. James, D.F. Waterhouse, C. Kenny, M.D. Wilkinson, T. Murphy, E.O.connell, J. Gallagher, C. Watson, M. Ledwidge, K. Mcdonald (Dublin, IE)
- 08:36 Effects of 5 years treatment with nebivolol, carvedilol and bisoprolol in heart failure patients** **1237**  
 G. Marazzi, G. Campolongo, F. Pelliccia, L. Cacciotti, M. Sbarigia, M. Capaldi, G. Rosano (Rome, IT)
- 08:42 MTP-131, a cardiolipin-targeting peptide, improves mitochondrial activity in the failing human heart** **1238**  
 B. Stauffer, G. Sparagna, S. Chau, J. Rodegheri-Brito, A. Ambardekar, A. Korst, S. Miyamoto, C. Sucharov, K. Chatfield (Aurora, US)
- 08:48 Is the cohort of paradigm-hf representative of the real world population of patients with systolic heart failure?** **1239**  
 G.M. Rocha Rodrigues, P.F. Freitas, C.A. Aguiar, C.S. Strong, D.M. Matos, A.T. Tralhao, A.V. Ventosa, M.M. Mendes (lisboa, PT)
- 08:54 Evidence-based medications in multi-ethnic Asian patients with heart failure are associated with better outcomes in spite of lower doses** **1240**  
 K.T.H. Teng, W.T. Tay, S.P. Chan, P.S.D. Yeo D Sim, F.R. Jaufeerally, G.K.T. Leong H-Y Ong, L.H. Ling, A.M. Richards, R.N. Doughty, C.S.P. Lam (Singapore, SG; Auckland, NZ)
- 09:00 Improving the quality of heart failure care: secular trends at a regional center of excellence** **1241**  
 S. Stoerk, M. Ertl, G. Dietrich, M. Kaspar, G. Gueder, S. Brenner, B. Kraus, C.E. Angermann, G. Ertl, F. Puppe (Wuerzburg and Wuerzburg, DE)
- 09:06 Statins attenuate but not eliminate the reverse epidemiology of total serum cholesterol in patients with non-ischemic chronic heart failure** **1242**  
 H. Froehlich, T. Taeger, K. Goode, M. Grundtvig, T. Hole, J.G.F. Cleland, H.A. Katus, S. Agewall, A.L. Clark, L. Frankenstein (Heidelberg, DE; Hull, GB; Lillehammer, Trondheim and Oslo, NO)
- 09:12 Heart failure therapy in patients over 90 years diagnosed with left ventricular systolic dysfunction** **1243**  
 J.A. Palfy, M. Cortes Garcia, M.L. Martin Mariscal, A. Romero Daza, M. Lopez Castillo, A. Garcia Ropero, J.A. Franco Pelaez, J. Farre Muncharaz (Madrid, ES)

08:30 - 10:00 Rapid Fire Abstract

**AGORA**

**Rapid Fire 3 - Chronic heart failure management** (continued)

- 09:18 **Liberal vs. restrictive oral fluid intake in patients with heart failure. Results of a metaanalysis that addresses the respective associations with rehospitalizations or with all-cause mortality** 1244  
 R. De Vecchis, C. Baldi, S. Cantatrione, L. Palmisani (Naples and Salerno, IT)
- 09:24 **The effect of a multidisciplinary outpatient heart failure rehabilitation program on the rate of rehospitalization and cost of care in a tertiary Australian center.** 1245  
 J. Hanna, M. Saba, R. Costa, S. Niranjana, R. Jayasinghe (Gold Coast, AU)
- 09:30 **First-in-man trial of Beta-3-adrenoceptor agonist in chronic heart failure - effect on diastolic function** 1246  
 A. Axelsson, J. Hartvig Thomsen, R. Hasselbalch, H. Soeholm, M. Soergaard, K.F. Kofoed, N. Valeur, F. Gustafsson, H.H. Rasmussen, H. Bundgaard (Copenhagen, DK; Sydney, AU)
- 09:36 **Survival in HFpEF vs HFrEF patients after beta-blocker titration: New insights from the CIBIS-ELD trial** 1248  
 H.D. Duengen, G. Gelbrich, S. Radenovic, E. Tahirovic, R. Wachter, J. Veskovc, G. Loncar, S. Apostolovic, B. Pieske, F. Edelmann (Berlin, Wuertzburg and Gottingen, DE; Belgrade and Nis, RS)
- 09:42 **Reduction in early recurrent hospitalisations after discharge for worsening heart failure with ivabradine: a post-hoc analysis of SHIFT** 1249  
 M. Komajda, L. Tavazzi, K. Swedberg, M. Boehm, J.S. Borer, I. Ford (Paris, FR; Cotignola, IT; Gothenburg, SE; Homburg/Saar, DE; New York, US; Glasgow, GB)
- 09:48 **Intramyocardial injections of the continuous erythropoietin receptor activator (CERA) in patients with chronic ischemic cardiomyopathy. Results of the randomized study** 1250  
 D. Losik, A. Romenov, V. Shabanov, E. Pokushalov, O. Poveshenko, S. Artemenko, A. Strelnikov, M.W. Bergmann (Novosibirsk, RU; Hamburg, DE)
- 09:54 **Hemodynamic effects of Levosimendan in patients with reactive pulmonary hypertension** 1251  
 P. Severino, M. Pucci, A. Fusto, A. Cinque, A.D.ambrosi, M. Mancone, F. Fedele (Rome, IT)

10:00 - 11:00 Moderated Poster

**POSTER AREA**

## Moderated Poster Session 4 - Basic Science

Chairperson: J.L. Balligand (Brussels, BE); To be announced

- 10:00 **Long-term administration of ranolazine attenuates diastolic dysfunction and adverse myocardial remodeling in a model of heart failure with preserved ejection fraction** 1252  
 A. De Angelis, D. Cappetta, E. Piegari, L.P. Ciuffreda, G. Esposito, A. Rivellino, R. Russo, F. Rossi, K. Urbanek, L. Berrino (Naples, IT)
- 10:06 **HFWM: Raf kinase inhibitor protein modulates interstitial and replacement cardiac fibrosis** 1253  
 T. Meier, A. Kazakov, R. Hall, F. Lammert, M. Bohm, U. Laufs (Homburg, DE)
- 10:12 **Aortic tissue proteomic profiling identifies the osmosignaling pathway components aquaporin-1 and tonicity binding protein as molecular biomarkers and mediators of vascular disease in diabetes** 1254  
 R. Madonna, V. Doria, P. Confalone, R. De Caterina ("G. d'Annunzio" University, IT)
- 10:18 **Elamipretide (Bendavia, MTP-131) normalizes cGMP levels in left ventricular myocardium of dogs with advanced heart failure** 1255  
 H.N. Sabbah, R.C. Gupta, V. Sing-Gupta, K. Zhang (Detroit, US)
- 10:24 **Role of intercellular adhesion molecule 1 in mediating pro-atherogenic and pro-fibrotic effects of mineralocorticoid receptor activation** 1256  
 V. Marzolla, C. Mammi, A. Armani, A. Antelmi, I.Z. Jaffe, G. Rosano, M. Caprio (Rome, IT; Boston, US)
- 10:30 **Mechanical stretching on cardiac adipose progenitors upregulates sarcomere-related genes** 1257  
 A. Lucia-Valldeperas, C. Soler-Botija, C. Prat-Vidal, C. Galvez-Monton, S. Roura, I. Perea-Gil, R. Bragos, A. Bayes-Genis (Badalona and Barcelona, ES)
- 10:36 **Cardiac specific deletion of crif1 results in vulnerable heart function through mitochondrial damage in mice.** 1258  
 S.A. Jin, J.K. Oh, M.J. Kim, U.L. Choi, S.W. Seong, K.T. Ahn, S.W. Choi, J.O. Jeong (Daejeon, KR)
- 10:42 **Serelaxin effect on cardiac remodeling in an acute myocardial infarction animal model** 1259  
 M.C. Asensio-Lopez, A. Lax, J. Sanchez-Mas, M.J. Fernandez-Del Palacio, L. Caballero, M.T. Perez-Martinez, M. Navarro, I. Garrido-Bravo, F.J. Pastor-Perez, D.A. Pascual-Figal (Murcia, ES)
- 10:48 **HFWM: Synchronous electromechanical conditioning of adult cardiac adipose tissue-derived progenitor cells within a fibrin construct drives recovery of cardiac function after myocardial infarction** 1260  
 C. Soler-Botija, A. Lucia-Valldeperas, C. Galvez-Monton, S. Roura, C. Prat-Vidal, I. Perea-Gil, B. Sanchez, R. Bragos, A. Bayes-Genis (Badalona and Barcelona, ES; Boston, US)

10:00 - 11:00 Moderated Poster

**POSTER AREA**

## Moderated Poster Session 4 - Basic Science (continued)

- 10:54 **HFWM: Perinatal adaptation to the extrauterine life involves a gradual decrease in the sensitivity for oxidative titin modifications in cardiomyocytes of the rat** 1261  
 B. Bodi, E.T. Pasztorne, L. Nagy, A. Toth, Z. Papp (Debrecen, HU)

10:00 - 11:00 Moderated Poster

**POSTER AREA**

## Clinical Case Corner 4: When the heart is burning: cases of inflammatory cardiac involvement - Part I

Chairpersons: C. Chrysohoou (Athens, GR); A. Bayes Genis (Badalona, ES)

- 10:00 **A heart with no legs to run: giant cell myocarditis in a patient with bilateral leg amputation after giant cell vasculitis.** 1262  
 A. Aimo (Pisa, IT)
- 10:06 **An 18 year old man with severe left ventricular systolic dysfunction and mysterious intracardiac masses. What is the diagnosis?** 1263  
 G. Tamasescu (Bucuresti, RO)
- 10:13 **Exercise induced pulmonary hypertension in unexplained dyspnea due to scleroderma left heart diastolic dysfunction** 1264  
 V. Labate (Milan, IT)
- 10:20 **Heart failure, heart rate and myasthenia gravis** 1265  
 E. Venturini (Cecina, IT)
- 10:26 **Non-infective endocarditis in a patient with fever** 1266  
 D. Teferici (Tirana, AL)
- 10:33 **Infiltrative cardiomyopathy: a novel aetiology** 1267  
 T.G. Moon (London, GB)
- 10:40 **Lethal enterovirus myocarditis associated with rituximab** 1268  
 O. Gonzalez Fernandez (Madrid, ES)
- 10:46 **A rare cause of polyserositis with constrictive pericarditis** 1269  
 D. Pitic (Buzau, RO)
- 10:53 **Endomyocardial fibrosis secondary to hypereosinophilic syndrome** 1270  
 P. Meras Colunga (Madrid, ES)

10:05 - 10:55 Special Event

**ATHENS**

## HFA General Assembly

*The HFA General Assembly is an important event for members to learn about the activities of the Association and, in particular, this year, to validate the new HFA Board 2016-2018.*



10:15 - 10:45 Satellite Symposium - Experts on the Spot

**AGORA**

## **Iron deficiency in heart failure. Guidelines: implementation in clinical practice**

**Sponsored by Vifor Pharma**

Chairperson: P. Ponikowski (Wroclaw, PL)

*The learning objectives are as follow:*

- *To improve understanding among physicians about the clinical significance of iron deficiency in patients with chronic heart failure.*
- *To discuss the latest guidelines for the screening, diagnosis and treatment of iron deficiency in chronic heart failure patients and to understand their implications for clinical practice.*

|       |                                                                                        |      |
|-------|----------------------------------------------------------------------------------------|------|
| 10:15 | <b>Guidelines: implementation in clinical practice.</b><br>P. Ponikowski (Wroclaw, PL) | 1271 |
| 10:25 | <b>Panel discussion.</b><br>C.S.P. Lam (Singapore, SG)                                 | 1272 |
| 10:40 | <b>Conclusion.</b><br>J. Comin-Colet (Barcelona, ES)                                   | 1273 |

11:00 - 12:30 Main Session

**LONDON**

## The new ESC Guidelines: Focus on arrhythmias and devices

### ESC Clinical Practice Guidelines

11:00 - 12:30 How-to Session

**BERLIN**

## Biomarkers in heart failure: what's new?

Chairpersons: G.M. Felker (Durham, US); D.J. van Veldhuisen (Groningen, NL)

### World Congress on Acute Heart Failure

|       |                                                                                |      |
|-------|--------------------------------------------------------------------------------|------|
| 11:00 | <b>High sensitivity troponins.</b><br>C.E. Mueller (Basel, CH)                 | 1278 |
| 11:11 | <b>Blood and urinary markers of AKI.</b><br>J. Lassus (Espoo, FI)              | 1279 |
| 11:22 | <b>Inflammatory biomarkers.</b><br>D. Tousoulis (Athens, GR)                   | 1280 |
| 11:33 | <b>ST-2.</b><br>R.A. De Boer (Groningen, NL)                                   | 1281 |
| 11:44 | <b>Neprilysin.</b><br>A. Bayes Genis (Badalona, ES)                            | 1282 |
| 11:55 | <b>Adrenomedulin.</b><br>A. Mebazaa (Paris, FR)                                | 1283 |
| 12:06 | <b>Penenkephalin and other new biomarkers.</b><br>A. Maisel (Solana Beach, US) | 1284 |

11:00 - 12:30 Symposium

**ROME**

## Mitral and Tricuspid valvular interventions in heart failure

Chairpersons: S.D. Anker (Gottingen, DE); F.J. Pinto (Lisbon, PT)

|       |                                                                                        |      |
|-------|----------------------------------------------------------------------------------------|------|
| 11:00 | <b>How imaging can guide intervention.</b><br>P. Nihoyannopoulos (London, GB)          | 1285 |
| 11:22 | <b>Functional mitral regurgitation: the road ahead.</b><br>P. Ponikowski (Wroclaw, PL) | 1286 |
| 11:45 | <b>Percutaneous intervention for the tricuspid valve.</b><br>J. Schofer (Hamburg, DE)  | 1287 |
| 12:07 | <b>Surgery and hybrid procedures.</b><br>F. Maisano (Zurich, CH)                       | 1288 |

11:00 - 12:30 Symposium

**BARCELONA**

## Cardiomyopathies: what are the mechanisms?

Chairpersons: L.W. Van Laake (Utrecht, NL); C. Maack (Homburg/Saar, DE)

### Basic Science - Translational

|       |                                                                                            |      |
|-------|--------------------------------------------------------------------------------------------|------|
| 11:00 | <b>Hypertrophic cardiomyopathy.</b><br>A. Keren (Tel Aviv, IL)                             | 1289 |
| 11:22 | <b>Diabetic cardiomyopathy.</b><br>F. Cosentino (Stockholm, SE)                            | 1290 |
| 11:45 | <b>Myocarditis.</b><br>S. Heymans (Maastricht, NL)                                         | 1291 |
| 12:07 | <b>Arrhythmogenic right ventricular cardiomyopathy (ARVC)</b><br>A.M. Saguner (Zurich, CH) | 1292 |

11:00 - 12:30 Clinical Cases

**AGORA**

## Clinical Case 3: Heart (under) attack: cardiac involvement in systemic diseases

Chairpersons: G. Vergaro (Pisa, IT); A.A. Voors (Groningen, NL)

- |       |                                                                                                                                                      |      |
|-------|------------------------------------------------------------------------------------------------------------------------------------------------------|------|
| 11:00 | <b>Hip to be square: cardiomyopathy of unknown origin</b><br>F. Enseleit (Zurich, CH)                                                                | 1293 |
| 11:15 | <b>Hydroxychloroquine-induced cardiomyopathy in a patient with limited cutaneous systemic sclerosis</b><br>A. Abdin (Luebeck, DE)                    | 1294 |
| 11:30 | <b>Creatine phosphokinase utility in diagnosing new onset heart failure</b><br>A. Yehya (Atlanta, US)                                                | 1295 |
| 11:45 | <b>Hyponatremia- possible factor in biventricular pacing abnormalities</b><br>R. Sosdean (Timisoara, RO)                                             | 1296 |
| 12:00 | <b>Enterocutaneous fistula as a complication of left ventricular assist device after heart transplant</b><br>J. Velasquez Rodriguez (Madrid, ES)     | 1297 |
| 12:15 | <b>An unusual treatment strategy and an infrequent comorbidity in chronic heart failure with reduced ejection fraction</b><br>D. Vagany (Cegled, HU) | 1298 |



12:45 - 13:45 Satellite Symposium

PARIS

## How to care for patients with tricuspid insufficiency

Organised by Charité Medical School Berlin, Supported by an unrestricted educational grant from Mitralign

Chairpersons: G.S. Filippatos (Athens, GR); S.D. Anker (Göttingen, DE)

*The learning objectives are as follow:*

- To understand the burden of Tricuspid Regurgitation (TR) in patients with Heart Failure (HF).
- To analyze the role of surgical interventions in managing TR.
- To review of transcatheter repair to manage TR.
- To learn a novel solution from a case-based approach.

|       |                                                                                            |      |
|-------|--------------------------------------------------------------------------------------------|------|
| 12:45 | <b>Tricuspid regurgitation in the heart failure population.</b>                            | 1303 |
|       | P. Ponikowski (Wrocław, PL)                                                                |      |
| 13:00 | <b>Surgical techniques to treat tricuspid regurgitation.</b>                               | 1304 |
|       | J. Seeburger (Leipzig, DE)                                                                 |      |
| 13:15 | <b>Transcatheter repair for functional tricuspid regurgitation.</b>                        | 1305 |
|       | J. Schofer (Hamburg, DE)                                                                   |      |
| 13:30 | <b>Case review and clinical summary: the mitralign system for tricuspid regurgitation.</b> | 1306 |
|       | A. Latib (Milan, IT)                                                                       |      |

12:45 - 13:45 Satellite Symposium

**BERLIN**

## **Hyperkalaemia: are your patients missing out?**

**Sponsored by Vifor Pharma**

Chairpersons: B. Pitt (Ann Arbor, US); C.S.P. Lam (Singapore, SG)

*The learning objectives are as follow:*

- *To improve understanding of the pathophysiology, clinical significance and unmet need of hyperkalaemia, with an emphasis on patients who are not optimally treated with renin-angiotensin-aldosterone system inhibition/mineralocorticoid replacement therapy due to hyperkalaemia, and special risk groups such as patients with chronic kidney disease and/or diabetes.*
- *To review the clinical trials conducted to date with current and new therapeutic options, and to assess the mode of action and efficacy of the newer therapies.*
- *To increase awareness of the unmet medical need of these patients and how these therapies will help to optimise their heart failure management options.*

|       |                                                                                                                                  |      |
|-------|----------------------------------------------------------------------------------------------------------------------------------|------|
| 12:45 | <b>Welcome and introduction.</b><br>B. Pitt (Ann Arbor, US)                                                                      | 1307 |
| 12:50 | <b>Hyperkalaemia: pathophysiology, clinical significance and unmet need.</b><br>B. Williams (London, GB)                         | 1308 |
| 13:05 | <b>Changing treatment paradigms in the management of chronic hyperkalaemia.</b><br>M. Weir (Baltimore, US)                       | 1309 |
| 13:20 | <b>Are patients missing out? Will new therapy options lead to better heart failure management?</b><br>C.S.P. Lam (Singapore, SG) | 1310 |
| 13:40 | <b>Summary and close.</b><br>B. Pitt (Ann Arbor, US)                                                                             | 1311 |

12:45 - 14:00 EBAC Accredited Educational Programme

ROME

**Optimizing RAAS inhibition in heart failure: novel treatment considerations for the management of hyperkalemia**

Organised by the Physicians Academy for Cardiovascular Education (PACE) Foundation

Course Director: Prof Adriaan A Voors

Supported by an unrestricted educational grant from AstraZeneca

Chairpersons: F. Zannad (Vandoeuvre Les Nancy, FR); G.M.C. Rosano (London, GB)

*The learning objectives are as follow:*

- *To understand the need for optimisation and maintenance of RAASi therapy in HFrEF.*
- *To understand the reasons why target doses are not reached for RAASi.*
- *To describe new pharmacological options for inhibiting RAAS and for management of hyperkalemia in patients with HFrEF treated with RAASi.*
- *To describe the limitations and challenges to RAASi use in heart failure, in order to identify new treatment options for achieving better outcomes in heart failure patients.*

|       |                                                                                                                                                                  |      |
|-------|------------------------------------------------------------------------------------------------------------------------------------------------------------------|------|
| 12:45 | <b>Introduction.</b><br>G.M.C. Rosano (London, GB)                                                                                                               | 1312 |
| 12:50 | <b>RAAS inhibition in heart failure: corner stone of therapy &amp; potassium homeostasis.</b><br>F. Zannad (Vandoeuvre Les Nancy, FR)                            | 1313 |
| 13:10 | <b>Hyperkalemia: novel treatment strategies to manage potassium levels in heart failure.</b><br>P. Van Der Meer (Groningen, NL)                                  | 1314 |
| 13:30 | <b>The future of heart failure management: how does potassium binding fit within pharmacological treatment of heart failure.</b><br>K. Dickstein (Stavanger, NO) | 1315 |
| 13:50 | <b>Panel discussion.</b><br>F. Zannad (Vandoeuvre Les Nancy, FR); G.M.C. Rosano (London, GB)                                                                     | 1316 |



This programme is accredited by the European Board for Accreditation in Cardiology (EBAC) for 1 hour of external CME credit(s).

Each participant should claim only those hours of credit that have actually been spent in the educational activity.

EBAC®

EBAC works according to the quality standards of the European Accreditation Council for Continuing Medical Education (EACCME), which is an institution of the European Union of Medical Specialists (UEMS).

12:45 - 14:00 Satellite Symposium

**ATHENS**

## **Surrounding heart failure: a multidisciplinary approach?**

**Sponsored by St Jude Medical**

Chairpersons: G.F. Gensini (Florence, IT); T. Krabatsch (Berlin, DE); M. Gasparini (Milan, IT)

*The learning objectives are as follow:*

*With talks on left ventricular assist devices, continuous pulmonary artery pressure measurement, and multi point pacing with cardiac resynchronization therapy, we aim to educate physicians how each of these devices can provide a best in class therapy for patients suffering from New York Heart Association class 2 - 4 heart failure. We will provide the audience with the latest clinical outcomes and published data on each of these therapies to educate them as to the most appropriate patient selection and device utilization. Physicians should leave this session understanding that implementing remote monitoring, and early intervention with the newest generation of cardiac devices can provide improved outcomes verses traditional treatment paradigms.*

- |       |                                                                                                                                              |      |
|-------|----------------------------------------------------------------------------------------------------------------------------------------------|------|
| 12:45 | <b>Does continuous monitoring of pulmonary artery pressure reduce hospitalizations for heart failure?</b>                                    | 1317 |
|       | G.B. Perego (Milan, IT)                                                                                                                      |      |
| 13:10 | <b>What's new in left ventricular assist device therapy?</b>                                                                                 | 1318 |
|       | D. Milicic (Zagreb, HR)                                                                                                                      |      |
| 13:35 | <b>Standardizing cardiac resynchronization therapy implantation and management with quadripolar pacing technology and multipoint pacing.</b> | 1319 |
|       | D. Mijic (Ludenscheid, DE)                                                                                                                   |      |

# MONDAY 23 MAY 2016 - AFTERNOON SESSIONS

14:15 - 15:45 Symposium

**LONDON**

## Revascularisation strategies in ischemic heart failure

Chairpersons: J.J.V. McMurray (Glasgow, GB); F. Maisano (Zurich, CH)

- |       |                                                              |      |
|-------|--------------------------------------------------------------|------|
| 14:15 | <b>STICH at 10 years – Cardiologist approach.</b>            | 1320 |
|       | E.J.V. Velazquez (Durham, US)                                |      |
| 14:33 | <b>STICH at 10 years – Cardiac surgeon approach.</b>         | 1321 |
|       | V. Falk (Berlin, DE)                                         |      |
| 14:51 | <b>Myocardial Imaging for patient selection – what next?</b> | 1322 |
|       | V. Delgado (Leiden, NL)                                      |      |
| 15:09 | <b>Mechanisms of survival in ischemic CMP.</b>               | 1323 |
|       | T.F. Luscher (Zurich, CH)                                    |      |
| 15:27 | <b>PCI in heart failure - Putting it all together.</b>       | 1324 |
|       | M. Petrie (Glasgow, GB)                                      |      |

14:15 - 15:45 HFA Focus session

**PARIS**

## Devices at crossroads

Chairpersons: D. Milicic (Zagreb, HR); M. Boehm (Homburg/Saar, DE)



### Interventions Devices and Telemonitoring Mobile App Interactive Session

- |       |                                                            |      |
|-------|------------------------------------------------------------|------|
| 14:15 | <b>Doing fine after LVAD: still need a transplant?</b>     | 1325 |
|       | L.H. Lund (Stockholm, SE)                                  |      |
| 14:37 | <b>Complications of VAD therapy – take it on the chin!</b> | 1326 |
|       | F. Enseleit (Zurich, CH)                                   |      |
| 15:00 | <b>Tailoring telemonitoring to the patient.</b>            | 1327 |
|       | F. Koehler (Berlin, DE)                                    |      |

14:15 - 15:45 Symposium

**BERLIN**

## Sleep breathing disorders in heart failure

Chairpersons: S.D. Anker (Göttingen, DE); W.T. Abraham (Columbus, US)

- |       |                                                                                                                  |      |
|-------|------------------------------------------------------------------------------------------------------------------|------|
| 14:15 | <b>Diagnosing central vs obstructive sleep apnoea and its epidemiology.</b><br>O. Oldenburg (Bad Oeynhausen, DE) | 1328 |
| 14:37 | <b>Lessons learned from SERVE-HF.</b><br>M.R. Cowie (London, GB)                                                 | 1329 |
| 15:00 | <b>Phrenic nerve stimulation for the management of breathing disorders.</b><br>P. Ponikowski (Wrocław, PL)       | 1330 |
| 15:22 | <b>How should we treat our patients today?</b><br>A.J.S. Coats (Coventry, GB)                                    | 1331 |

14:15 - 15:45 Symposium

**ROME**

## Imaging and biomarkers in heart failure: what does the future hold?

Chairpersons: L. Padeletti (Florence, IT); L. Anderson (London, GB)

*Implementation of modern imaging techniques in heart failure*

- |       |                                                                                 |      |
|-------|---------------------------------------------------------------------------------|------|
| 14:15 | <b>3D imaging and strain.</b><br>J.L. Zamorano Gomez (Madrid, ES)               | 1332 |
| 14:37 | <b>Fusion imaging in clinical practice.</b><br>G. Athanassopoulos (Piraeas, GR) | 1333 |
| 15:00 | <b>Multimodality imaging.</b><br>S. Solomon (Boston, US)                        | 1334 |
| 15:22 | <b>Biomarkers for decision making.</b><br>S.L. Chow (Anaheim, US)               | 1335 |

14:15 - 15:45 How-to Session

**ATHENS**

## Exercise training: for whom, when and how?

Chairpersons: M.F. Piepoli (Piacenza, IT); K. Dickstein (Stavanger, NO)

### Current evidence-based management

|       |                                                       |      |
|-------|-------------------------------------------------------|------|
| 14:15 | <b>Is it really beneficial?</b>                       | 1336 |
|       | F. Zannad (Vandoeuvre Les Nancy, FR)                  |      |
| 14:37 | <b>Recently stabilised acute heart failure.</b>       | 1337 |
|       | V.M. Volterrani (Rome, IT)                            |      |
| 15:00 | <b>Pulmonary disease.</b>                             | 1338 |
|       | I. Pina (Bronx, US)                                   |      |
| 15:22 | <b>The frail and cachectic heart failure patient.</b> | 1339 |
|       | S. Adamopoulos (Athens, GR)                           |      |

14:15 - 15:45 Symposium

**BARCELONA**

## Cardiac challenges during pregnancy

Chairpersons: P. Seferovic (Belgrade, RS); A.L.P. Caforio (Padua, IT)

### Basic Science - Translational

|       |                                           |      |
|-------|-------------------------------------------|------|
| 14:15 | <b>PPCM - angiogenic imbalance?</b>       | 1340 |
|       | D. Hilfiker-Kleiner (Hannover, DE)        |      |
| 14:37 | <b>Iron metabolism in pregnancy.</b>      | 1341 |
|       | E.A. Jankowska (Wroclaw, PL)              |      |
| 15:00 | <b>Valvular disease during pregnancy.</b> | 1342 |
|       | K. Sliwa-Hahnle (Cape Town, ZA)           |      |
| 15:22 | <b>Mechanisms of pre-eclampsia.</b>       | 1343 |
|       | R. Dechend (Berlin, DE)                   |      |

14:15 - 15:45 Rapid Fire Abstract

AGORA

## Rapid Fire 4 - Devices

Chairpersons: C. Ceconi (Desenzano Del Garda, IT); E.V. Shlyakhto (St. Petersburg, RU)

*Rapid fire abstracts sessions are dynamic and interactive presentations of 16 related topic abstracts.*

- 14:15 **Non-invasive lung impedance-guided preemptive treatment in chronic heart failure patients: a randomized controlled trial (impedance-HF trial)** 1344  
M. Shochat, A. Shotan, I. Kleiner, I. Dahan, D. Blondheim, M. Kazatsker, A. Asif, J. Weinstein, S. Meisel (Hadera and Beer Sheva, IL)
- 14:20 **Diagnostic relevance of diastolic stress-test echocardiography in patients with suspicion of heart failure with preserved ejection fraction** 1345  
E. Belyavskiy, E. Kraigher-Krainer, D.A. Morris, M. Url-Michitsch, Aravind K Radha Krishnan, M. Kropf, R. Kraft, A. Meinitzer, A. Schmidt, B. Pieske (Berlin, DE; Graz, AT)
- 14:26 **Left ventricular dimension, but not reverse remodeling, predict the occurrence of malignant ventricular tachyarrhythmias in CRT patients.** 1346  
A. Paoletti Perini, I. Ricceri, P. Pieragnoli, G. Ricciardi, L. Padeletti (Florence, IT)
- 14:31 **Axial-flow left ventricular assist device pump speed increase is associated with increased peak exercise cardiac output and VO<sub>2</sub>, postponed anaerobic threshold and improved ventilatory efficiency** 1347  
A. Del Torto, C. Vignati, N. Corrieri, F. Nicoli, S. Farina, M. Contini, E. Salvioni, P. Palermo, A. Apostolo, P. Agostoni (Milan, IT)
- 14:37 **The heart mate risk score identifies patients with similar mortality risk across all INTERMACS classes in a large multicenter analysis: low INTERMACS class should not be a contraindication to LVAD** 1348  
L. Adamo, Y. Tang, M. Nassif, E. Novak, P.G. Jones, S. Larue, J.A. Spertus, D.L. Mann (St. Louis and Kansas City, US)
- 14:43 **The novel non-invasive ultrasound device for detection an early change in the brain in patients with heart failure.** 1349  
R. Olszewski, W. Dobkowska-Chudon, E. Frankowska, A. Arkadiusz, M. Wrobel, A. Dabrowski, P. Karłowicz, A. Nowicki (Warsaw and Radom, PL; Leipzig, DE)
- 14:48 **Mortality in patients implanted with cardiac resynchronisation therapy with or without a defibrillator** 1350  
S. Monga, G. Atton, D. Haigh, Q. Pang, S. Ramcharitar, P. Foley, B. Chandrasekaran (Swindon, GB)
- 14:54 **Myocardial scar on surface ECG: high eelvester score, but not QRS fragmentation, impairs response to cardiac resynchronization therapy.** 1351  
A. Paoletti Perini, S. Cartei, M. Nesti, L. Checchi, R. Bani, I. Ricceri, P. Pieragnoli, G. Ricciardi, G. Mascioli, L. Padeletti (Florence and Bergamo, IT)



14:15 - 15:45 Rapid Fire Abstract

**AGORA**

**Rapid Fire 4 - Devices** (continued)

- |       |                                                                                                                                                                             |      |
|-------|-----------------------------------------------------------------------------------------------------------------------------------------------------------------------------|------|
| 15:00 | <b>De novo aortic regurgitation after continuous flow left ventricular assist device implantation: a meta analysis</b>                                                      | 1352 |
|       | H. Gasparovic, T. Kopjar, L. Svetina, M. Petricevic, M. Cikes, D. Lovric, D. Milicic, B. Biocina (Zagreb, HR)                                                               |      |
| 15:05 | <b>Effect of QRS narrowing after cardiac resynchronization therapy on functional mitral regurgitation</b>                                                                   | 1353 |
|       | O. Karaca, O. Omaygenc, B. Cakal, S.D. Cakal, B. Boztosun, F. Kilicaslan (Istanbul, TR)                                                                                     |      |
| 15:11 | <b>Cardiac resynchronization therapy combined with coronary artery bypass grafting in ischemic heart failure patients: long-term results of the RESCUE study</b>            | 1354 |
|       | V. Shabanov, D. Losik, A. Romanovov, D. Prokhorova, Y. Syrtceva, J. Bis, A. Cherniavsky, E. Pokushalov, M.W. Krejca, M. Deja (Novosibirsk, RU; Katowice, PL)                |      |
| 15:16 | <b>Cardiac resynchronisation therapy in octogenarians</b>                                                                                                                   | 1355 |
|       | P. Martens, F.H. Vebrugge, P. Nijst, P.B. Bertrand, M. Dupont, W. Mullens (Genk, BE)                                                                                        |      |
| 15:22 | <b>The impact of persistent electrical dyssynchrony on predicting ventricular arrhythmias following cardiac resynchronization therapy</b>                                   | 1356 |
|       | O. Karaca, O. Omaygenc, B. Cakal, S.D. Cakal, F. Kilicaslan, B. Boztosun (Istanbul, TR)                                                                                     |      |
| 15:28 | <b>Multimodality Imaging in ICD Implantation Decision Making in Heart Failure Patients: Role of I23-Iodine Metaiodobenzylguanidine Imaging and Cardiac MRI</b>              | 1357 |
|       | L.I. Birtolo, P. Scarparo, N. Salvi, C. Calvieri, P. Severino, S. Calcagno, V. Frantellizzi, M. Mancone, G. De Vincentis, F. Fedele (Rome, IT)                              |      |
| 15:33 | <b>Potential candidates to percutaneous left atrial decompression through interatrial shunt implantation among patients under evaluation for heart transplantation.</b>     | 1358 |
|       | L.H. Varela-Falcon, I.J. Amat Santos, J. Tobar, S. Vera, A. Recio-Platero, J. Lopez, L. De La Fuente, J. Castrodeza, C. Cortes-Villar, J.A. San Roman (Valladolid, ES)      |      |
| 15:39 | <b>Tri-ventricular pacing improves long-term survival and freedom from ventricular arrhythmias in advanced heart failure: results from a propensity-matched comparison.</b> | 1359 |
|       | R. Providencia, D. Rogers, N. Papageorgiou, A. Ioannou, G. Babu, S. Ahsan, O. Segal, M. Lowe, P. Lambiase, A.W. Chow (London, GB)                                           |      |

15:45 - 16:30 Moderated Poster

**POSTER AREA**

## Moderated Poster Session 5 - Population studies

Chairpersons: D.V. Cokkinos (Athens, GR); A. Pelliccia (Rome, IT)

- |       |                                                                                                                                                                                                                                                                                                                           |      |
|-------|---------------------------------------------------------------------------------------------------------------------------------------------------------------------------------------------------------------------------------------------------------------------------------------------------------------------------|------|
| 15:45 | <p><b>Adhere to clinical guidelines concerning implantable cardioverter defibrillator deactivation?</b></p> <p>L.M. Hill, L.M. Hill, S.J. McIlpatrick, S.J. McIlpatrick, B.J. Taylor, T. Jaarsma, A. Stromberg, D. Fitzsimons, D. Fitzsimons, D. Fitzsimons (Jordanstown and Belfast, GB; Belfast, IE; Linköping, SE)</p> | 1360 |
| 15:50 | <p><b>Impact of ICD/CRT-D implantation on healthcare resources utilization: an Italian cohort study</b></p> <p>F. Achilli, F. Madotto, L.G. Mantovani, M. Landolina, M. Lunati, A. Curnis, M. Marzegalli, A. Proclemer, C. Fornari, G. Cesana (Monza, Crema, Milan, Brescia and Udine, IT)</p>                            | 1361 |
| 15:56 | <p><b>Cost utility of real-time pulmonary artery pressure monitoring using an implantable wireless pressure sensor from the perspective of the united kingdom national health service</b></p> <p>M.R. Cowie, M. Simon (London, GB; Zaventem, BE)</p>                                                                      | 1362 |
| 16:01 | <p><b>A cost analysis of HFPEF Vs HFREF in the first year following index hospitalization and enrollment in a disease management programme.</b></p> <p>T.M. Murphy, M. Ledwidge, D.W. Waterhouse, S. James, J. Gallagher, E.O. Connell, R.O. Hanlon, K. Mc Donald (Dublin, IE)</p>                                        | 1363 |
| 16:07 | <p><b>National trends and predictors of readmissions after HF hospitalization in Slovenia</b></p> <p>D. Omersa, J. Farkas, I. Erzen, M. Lainscak (Ljubljana and Celje, SI)</p>                                                                                                                                            | 1364 |
| 16:13 | <p><b>Global variations in heart failure outcomes: INTER-CHF</b></p> <p>H. Dokainish, K. Teo, S. Yusuf (Hamilton, CA)</p>                                                                                                                                                                                                 | 1365 |
| 16:18 | <p><b>Interpretability of the European Heart Failure Self-care Behaviour scale score</b></p> <p>K.P. Wagenaar, B.D.L. Broekhuizen, F.H. Rutten, A. Stromberg, A.W. Hoes, T. Jaarsma (Utrecht, NL; Linköping, SE)</p>                                                                                                      | 1366 |
| 16:24 | <p><b>The caregiver burden inventory in evaluating the burden of heart failure patients' caregivers: a multicenter study</b></p> <p>A. Greco, M. Sala, L. Pancani, D. Baretta, M.D.addario, A. Petruzzo, R. Alvaro, P. Steca, E. Vellone (Milan and Rome, IT)</p>                                                         | 1367 |

15:45 - 16:30 Moderated Poster

**POSTER AREA**

## Clinical Case Corner 5: When the heart is burning: cases of inflammatory cardiac involvement Part II

Chairpersons: I. Varga (Bratislava, SK); To be announced

- |       |                                                                                                                                                                                                                      |      |
|-------|----------------------------------------------------------------------------------------------------------------------------------------------------------------------------------------------------------------------|------|
| 15:45 | <b>Acute tetraplegia in idiopathic necrotizing eosinophilic myocarditis</b><br>E. Bahlmann (Hamburg, DE)                                                                                                             | 1368 |
| 15:51 | <b>Acute necrotizing eosinophilic myocarditis possibly triggered by anti-migraine drug as an uncommon cause of acute heart failure</b><br>G. Bem (Porto Alegre, BR)                                                  | 1369 |
| 15:57 | <b>Acute rheumatic valvulitis post-streptococcal glomerulonephritis</b><br>H.A. Zainal Abidin (Sungai Buloh, MY)                                                                                                     | 1370 |
| 16:04 | <b>A case of idiopathic aortitis with clinical presentation consisting in acute decompensated heart failure: diagnosis, treatment, follow-up and pathophysiological considerations</b><br>R. De Vecchis (Naples, IT) | 1371 |
| 16:10 | <b>Recurrent infection-myocarditis: is there an immunological memory leading to acute cardiac dysfunction, even after complete resolution in previous episodes?</b><br>O. Barrett (Kibutz Magen, IL)                 | 1372 |
| 16:17 | <b>Severe dilated cardiomyopathy in myasthenia gravis requiring cardiac transplantation</b><br>P.M. Haydock (Liphook, GB)                                                                                            | 1373 |
| 16:23 | <b>Multiple pseudotumorous crystalline deposits in small intestine, mesentery and lungs in terminal heart failure patent without gouty arthritis</b><br>A.A. Shavarov (Moscow, RU)                                   | 1374 |

15:50 - 16:20 EBAC Accredited Educational Programme - Experts on the Spot

**AGORA**

## **Implications of novel treatment strategies for the management of hyperkalemia in heart failure**

Organised by the Physicians Academy for Cardiovascular Education (PACE) Foundation  
 Course Director: Prof Adriaan A Voors  
 Supported by an unrestricted educational grant from AstraZeneca

Chairperson: F. Zannad (Vandoeuvre Les Nancy, FR)

*The learning objectives are as follow:*

*To describe and discuss new pharmacological options for management of hyperkalemia in patients with HFrEF treated with RAASi.*

- |       |                                                                                                                                                                                                                         |             |
|-------|-------------------------------------------------------------------------------------------------------------------------------------------------------------------------------------------------------------------------|-------------|
| 15:50 | <b>Introduction.</b><br>F. Zannad (Vandoeuvre Les Nancy, FR)                                                                                                                                                            | <b>1375</b> |
| 15:55 | <b>Novel treatment strategies to manage potassium levels in heart failure.</b><br>P. Van Der Meer (Groningen, NL)                                                                                                       | <b>1376</b> |
| 16:05 | <b>Interactive case discussion: what are the implications of new treatment options in achieving better outcomes in heart failure patients?</b><br>F. Zannad (Vandoeuvre Les Nancy, FR); P. Van Der Meer (Groningen, NL) | <b>1377</b> |



This programme is accredited by the European Board for Accreditation in Cardiology (EBAC) for 1 hour of external CME credit(s).

Each participant should claim only those hours of credit that have actually been spent in the educational activity.

EBAC works according to the quality standards of the European Accreditation Council for Continuing Medical Education (EACCME), which is an institution of the European Union of Medical Specialists (UEMS).

16:30 - 18:00 Symposium

**LONDON**

## Myocarditis: update 2016

Chairpersons: To be announced; G. Hasenfuss (Goettingen, DE)

- |       |                                             |      |
|-------|---------------------------------------------|------|
| 16:30 | <b>How to diagnose.</b>                     | 1378 |
|       | A. Frustaci (Rome, IT)                      |      |
| 16:52 | <b>Standard therapy in 2016.</b>            | 1379 |
|       | C. Tschoepe (Berlin, DE)                    |      |
| 17:15 | <b>Anti-viral drugs: hope or hype?</b>      | 1380 |
|       | H.P. Schultheiss (Berlin, DE)               |      |
| 17:37 | <b>Immunosuppression: new developments.</b> | 1381 |
|       | P. Liu (Ottawa, CA)                         |      |

16:30 - 18:00 HFA Focus session

**PARIS**

## Drug therapy in the patient with comorbidities

Chairpersons: A.J.S. Coats (Coventry, GB); M. Metra (Brescia, IT)

### Mobile App Interactive Session



- |       |                                     |      |
|-------|-------------------------------------|------|
| 16:30 | <b>Renal failure.</b>               | 1382 |
|       | M. Jessup (Philadelphia, US)        |      |
| 17:00 | <b>Liver impairment.</b>            | 1383 |
|       | C. Ceconi (Desenzano Del Garda, IT) |      |
| 17:30 | <b>Diabetes.</b>                    | 1384 |
|       | M. Komajda (Paris, FR)              |      |

16:30 - 18:00 Symposium

**BERLIN**

## ICD therapy in heart failure

Chairpersons: K. Dickstein (Stavanger, NO); C. Linde (Stockholm, SE)

- |       |                                            |      |
|-------|--------------------------------------------|------|
| 16:30 | <b>Indications.</b>                        | 1385 |
|       | J.G.F. Cleland (London, GB)                |      |
| 16:52 | <b>CRT-D vs CRT-P</b>                      | 1386 |
|       | To be announced                            |      |
| 17:15 | <b>Current limitations of ICD therapy.</b> | 1387 |
|       | L. Wilkoff (Cleveland, US)                 |      |
| 17:37 | <b>Future directions</b>                   | 1388 |
|       | R. Cappato (Rozzano, IT)                   |      |

16:30 - 18:00 Symposium

**ROME**

## A tribute to Henry Krum

Chairpersons: S.D. Anker (Göttingen, DE); F. Ruschitzka (Zurich, CH)

- |       |                                                                                                           |      |
|-------|-----------------------------------------------------------------------------------------------------------|------|
| 16:30 | <b>A presentation by S. Itescu.</b><br>S. Itescu (New York, US)                                           | 1389 |
| 16:45 | <b>Heart Failure: bedside to bench and back again.</b><br>R. Gilbert (Toronto, CA)                        | 1391 |
| 17:03 | <b>Henry Krum: an awakening to heart failure in New York City.</b><br>M. Packer (Dallas, US)              | 1390 |
| 17:22 | <b>Henry Krum: the pioneer of renal denervation for cardiovascular disease.</b><br>A.R. Lyon (London, GB) | 1392 |
| 17:41 | <b>Henry's legacy.</b><br>F. Ruschitzka (Zurich, CH)                                                      | 1393 |

16:30 - 18:00 Special Session

**ATHENS**

## What's new in Industry?

Chairpersons: A.W. Hoes (Utrecht, NL); M. Lainscak (Celje, SI)

- |       |                                                                                                                                                       |      |
|-------|-------------------------------------------------------------------------------------------------------------------------------------------------------|------|
| 16:30 | <b>Diagnostics: the growing arsenal of cardiac biomarkers: soluble neprilysin.</b><br>J. Snider (San Diego, US)                                       | 1394 |
| 16:43 | <b>Discussion.</b>                                                                                                                                    | 1395 |
| 16:48 | <b>Medtronic International: CRT response optimization with novel, non-invasive diagnostic technology.</b><br>M. Hill (Mounds View, US)                | 1396 |
| 17:01 | <b>Discussion.</b>                                                                                                                                    | 1397 |
| 17:06 | <b>Abbott Vascular: present &amp; future of Abbott Vascular research in structural heart diseases.</b><br>I. Merioua (Brussels, BE)                   | 1398 |
| 17:19 | <b>Discussion.</b>                                                                                                                                    | 1399 |
| 17:24 | <b>scPharmaceuticals: furosemide 2.0: subcutaneous furosemide – a new tool for fluid management in heart failure.</b><br>P. Muntendam (Lexington, US) | 1400 |
| 17:37 | <b>Discussion.</b>                                                                                                                                    | 1401 |
| 17:42 | <b>HeartWare Inc : technology to proactively manage heart failure patients.</b><br>L. Ensz (Framingham, US)                                           | 1402 |
| 17:55 | <b>Discussion.</b>                                                                                                                                    | 1403 |

16:30 - 18:00 Rapid Fire Abstract

**AGORA**

## Rapid Fire 5 - Comorbidities

Chairpersons: S. Nodari (Brescia, IT); A.L. Clark (Kingston-Upon-Hull, UK)

*Rapid fire abstracts sessions are dynamic and interactive presentations of 16 related topic abstracts.*

- |       |                                                                                                                                                                                                                                                                                                                                                                                                                                                                                     |      |
|-------|-------------------------------------------------------------------------------------------------------------------------------------------------------------------------------------------------------------------------------------------------------------------------------------------------------------------------------------------------------------------------------------------------------------------------------------------------------------------------------------|------|
| 16:30 | <b>Clinical significance of tricuspid regurgitation severity in heart failure</b><br>D. Aronson, J. Lessick, S. Yalonetsky, Y. Agmon, Z.S. Azzam, W. Darawsha, D. Mutlak (Haifa, IL)                                                                                                                                                                                                                                                                                                | I411 |
| 16:36 | <b>A simple score to discriminate pulmonary hypertension due to HFpEF</b><br>E. Berthelot, D. Montani, C. Dreyfuss, V. Algalarrondo, D. Chemla, O. Sitbon, M. Humbert, P. Assayag (Le Kremlin-Bicetre and Clamart, FR)                                                                                                                                                                                                                                                              | I412 |
| 16:42 | <b>Diabetes is associated with long-term adverse clinical outcomes in a multinational cohort of ambulatory patients with chronic heart failure. Results from the ESC-HFA Long-Term Heart Failure Registry.</b><br>M. Dauriz, G. Targher, C. Laroche, P.L. Temporelli, L. Alonso-Pulpon, V. Celic, A.J. Coats, M.G. Crespo-Leiro, A.P. Maggioni, L. Tavazzi (Verona, Veruno, Florence and Cotignola, IT; Sophia-Antipolis, FR; Madrid and La Coruna, ES; Belgrade, RS; Coventry, GB) | I413 |
| 16:48 | <b>In anaemic heart failure patients abnormal erythropoietin is related to disease severity and renal impairment, but neither inflammation nor iron deficiency</b><br>M. Tkaczyszyn, P. Van Der Meer, I. Flinta, C. Enjuanes, W. Banasiak, A.A. Voors, P. Ponikowski, J. Comin-Colet, E.A. Jankowska (Wroclaw, PL; Groningen, NL; Barcelona, ES)                                                                                                                                    | I414 |
| 16:54 | <b>Right ventricular dyssynchrony and exercise capacity in idiopathic pulmonary arterial hypertension</b><br>R. Badagliacca, R. Poscia, B. Pezzuto, M. Reali, S. Papa, G. Manzi, S. Sciomer, F. Fedele, C.D. Vizza (Rome, IT)                                                                                                                                                                                                                                                       | I415 |
| 17:00 | <b>Ventricular recovery after bilateral lung transplantation for pulmonary arterial hypertension: a cardiac magnetic resonance study</b><br>T.M. Gorter, E.A.M. Verschuuren, D.J. Van Veldhuisen, E.S. Hoendermis, M.E. Erasmus, H.J. Bogaard, A. Vonk Noordegraaf, R.M.F. Berger, J.P. Van Melle, T.P. Willems (Groningen and Amsterdam, NL)                                                                                                                                       | I416 |
| 17:06 | <b>Mid-regional pro-atrial natriuretic peptide predicts unfavorable clinical course in heart failure patients undergoing cardiac resynchronization therapy</b><br>M. Arrigo, Q.A. Truong, J. Szymonifka, M. Rivas Lasarte, H. Tolppanen, E. Gayat, A. Mebazaa (Paris, FR; New York, US)                                                                                                                                                                                             | I417 |
| 17:12 | <b>Blood urea nitrogen to creatinine ratio in the general population and patients with acute heart failure</b><br>Y. Matsue, P. Van Der Meer, K. Damman, J.R. Teerlink, C.M. O'Connor, S.J. Bakker, M.M. Givertz, R.T. Gansevoort, D.J. Van Veldhuisen, A.A. Voors (Groningen, NL; San Francisco, Durham and Boston, US)                                                                                                                                                            | I418 |

**Rapid Fire 5 - Comorbidities** (continued)

- 17:18 **Right ventricular dysfunction as an independent predictor of longer hospital stay in patients with acute decompensated heart failure** 1419  
P. Yamin, S.B. Raharjo, V.K.P. Putri, R. Soerarmo, B.B. Siswanto, N. Hersunarti (Jakarta, ID)
- 17:24 **Multimorbidity and outcomes in patients with heart failure and reduced ejection fraction** 1420  
J. Gannuscio, M. Tomer, M. Valentova, G. Fonarow, I. Kanonidis, C. Adamopoulos, P. Deedwania, W. Aronow, S. Anker, A. Ahmed (Washington, Los Angeles, San Francisco and Vallhala, New York, US; Göttingen and Berlin, DE; Thessaloniki, GR)
- 17:30 **Obstructive sleep apnea increases the risk of heart failure: a population-based follow-up study.** 1421  
P.-H. Chu, Y.-S. Lin (Taipei and Tao-Yuan, TW)
- 17:36 **Right ventriculoarterial coupling assessed by two-dimensional strain: a new parameter of right ventricular function independently associated with prognosis in chronic heart failure patients** 1422  
F. Monitillo, G. Citarelli, V. Antoncicchi, M. Leone, M.S. Lattarulo, C. Rizzo, D. Grande, P. Terlizese, R. Romito, M. Iacoviello (Bari, IT)
- 17:42 **Mean velocity of the pulmonary artery estimated by cardiac MRI as a prognostic indicator in heart failure with reduced ejection fraction** 1423  
B. Trejo Velasco, F. Ridocci Soriano, O. Fabregat Andres, M.P. Garcia Gonzalez, D.C. Perdomo Londono, C. Albiach Montaniana, G.N. Chacon Hernandez, L. Higuera Ortega, J.P. Cardenas, S. Sanchez (Valencia, ES)
- 17:48 **Prognostic impact of iron deficiency in heart failure with preserved and reduced ejection fraction** 1424  
B. Jug, D. Kosuta, D. Omersa, M. Lainscak (Ljubljana and Celje, SI)
- 17:54 **Early systolic anterior motion of interventricular septum due to increased right ventricular dyssynchrony predicts accurately impaired right ventricular ejection fraction** 1425  
V. Sokalskis, D. Peluso, V. Spadotto, P. Aruta, D. Muraru, L. Badano (Padua, IT)



18:15 - 19:15 Symposium

**BERLIN**

## **Present and future fo device therapy in heart failure**

**Organised by Charité Medical School Berlin, Supported by an unrestricted educational grant from Impulse Dynamics**

Chairperson: F. Ruschitzka (Zurich, CH); B. Pieske (Berlin, DE); S.D. Anker (Gottingen, DE)

*The learning objectives are as follow:*

- *Understand the role and importance of new approaches in device therapies for heart failure, in particular in cardiac contractility modulation.*
- *Review the evidence on the efficacy and safety of cardiac contractility modulation in the treatment of heart failure.*
- *Discuss the long term data regarding cardiac contractility modulation.*
- *Understand new development of techniques, future studies and devices in response to unmet clinical needs.*

18:15 **Device therapies in heart failure: status 2016.**

C. Linde (Stockholm, SE)

18:27 **Cardiac contractility modulation (CCM) for heart failure: the trials so far and results of the meta-analysis.**

A.J.S. Coats (Coventry, GB)

18:39 **Update on the long-term response to CCM and ongoing-trials?**

W.T. Abraham (Colombus, US)

18:51 **CCM mechanism of action, and future developments into HFpEF.**

C. Tschoepe (Berlin, DE)

19:03 **Panel Discussion.**

# HEART FAILURE AWARENESS DAYS

EVERY MAY ACROSS EUROPE

**Fysisk flad i hverdagen?**  
Dit hjerte forsøger at fortælle dig noget!

DA LI IMATE SRCEVA SLABOST

Дали имате необјасливо чувство на краток задых, отечени зглобови?

За одговорите крие та барете посетете ја [www.heartfailurematters.org](http://www.heartfailurematters.org)

HEART FAILURE ASSOCIATION OF THE ESC

EUROPEAN SOCIETY OF CARDIOLOGY®

Organised by **National Heart Failure Societies**  
You're welcome to **JOIN US**

[www.escardio.org/HFA](http://www.escardio.org/HFA)





# POSTER SESSION 3



**SP&P**

Presentation slides and ePosters are available for consultation during the congress at the e-Library and afterwards on the Scientific Programme & Planner (exclusive to members).

## Virtual Case Area

Experience a virtual and interactive case on a digital simulator during the Coffee Breaks in the Virtual Case Area! Experts will take you through challenging clinical cases and share their feedback and take-home messages.

Cases presented:

- Infective endocarditis and acute aortic regurgitation
- Failing or not failing right myocardium?
- Cardiogenic shock

Sessions on Monday: 10:00 - 11:00 and 15:45 - 16:15

## SUNDAY POSTER SESSION AT THE POSTER AREA

Poster session 3

08:30 - 18:00

Pages 186 to 221

## Index by topic

|                                               | <i>Page</i> |                                                                | <i>Page</i> |
|-----------------------------------------------|-------------|----------------------------------------------------------------|-------------|
| Acute heart failure.....                      | 186         | Biomarkers.....                                                | 205         |
| Chronic heart failure.....                    | 188         | Nursing.....                                                   | 208         |
| Advanced heart failure.....                   | 192         | Population studies / Epidemiology.....                         | 208         |
| Atrial fibrillation.....                      | 193         | Exercise testing & training.....                               | 209         |
| Cardiomyopathy.....                           | 194         | Prognosis.....                                                 | 210         |
| Comorbidities.....                            | 196         | Pulmonary hypertension.....                                    | 211         |
| Valvular heart disease.....                   | 199         | Right ventricular function.....                                | 212         |
| Devices / CRT / ICD.....                      | 199         | Left ventricular function.....                                 | 213         |
| Diuretics and fluid status management.....    | 202         | HFpEF - Heart failure with preserved<br>ejection fraction..... | 213         |
| Drug therapy, other.....                      | 203         | Basic science.....                                             | 214         |
| Metabolism / Diabetes mellitus / Obesity..... | 204         | Clinical Forum.....                                            | 220         |
| Heart failure imaging.....                    | 204         |                                                                |             |

**Presenters: set-up your poster between 08:00 and 08:30 and remove it at 18:00.**

Poster Session 3 - 08:30 - 18:00

Acute heart failure

- Repeated echocardiography in patients with inferior myocardial infarction and acute heart failure** PI426  
I. Meray, L.A. Babaeva, A.F. Safarova, M.A. Teterina, A.S. Pizaruk, V.S. Moiseev (Moscow, RU)
- Performance of dynamic change of cardiac output in the diagnosis of acute heart failure (AHF) in patients with acute dyspnea. Comparison between patients with reduced and preserved left ventricular** PI427  
W. Zhani, K. Belttaief, H. Grissa, N. Fredj, A. Sekma, N. Bzouiech, H. Boubaker, W. Boudia, S. Nouira (Monastir, TN)
- Value of diagnostic investigations in the emergency room in patients suspected of having heart failure** PI428  
N. Farre, R. Olivero, I. Rodriguez-Costoya, N. Sancho, P. Moliner, C. Enjuanes, S. Ruiz, J. Comin-Colet (Barcelona, ES)
- Heart failure diagnosis in the emergency department: are classical signs and symptoms useful?** PI429  
N. Farre, I. Rodriguez-Costoya, R. Olivero, N. Sancho, C. Enjuanes, P. Moliner, S. Ruiz, J. Comin-Colet (Barcelona, ES)
- Clinical characteristics of acute decompensated heart failure patients hospitalized in the intensive care unit of internal medicine departement** PI430  
A. Balaceanu, C. Diaconu, M. Fronea, G. Dediu, C. Despan, M. Ciocan, C. Voiculet, G. Aron, I. Dina (Bucharest, RO)
- Critical analysis of a plasma NT-proBNP led acute heart failure service at our institution over 1 year** PI431  
J. Draper, J. Webb, Y. Yiu, S. Piper, C. Plymen, T. Mcdonagh, S. Kapetanakis, R. Rajani, G. Carr-White (London, GB)
- High risk clinical profiles in severe forms of acute heart failure syndrome** PI432  
V. Enache, A.C. Nechita, I. Iordache, S.C. Stamate, M.M. Vintila (Bucharest, RO)
- Relationship between clinical and hemodynamic presentation of heart failure deterioration and left ventricular ejection fraction - preliminary report** PI433  
A.G. Galas Agata, P.K. Krzesinski Pawel, K.P. Piotrowicz Katarzyna, R.R. Ryczek Robert, G.G. Gielerak Grzegorz, A.S. Skrobowski Andrzej (Warsaw, PL)
- The correlation between pressure gradient on tricuspid valve regurgitation and cardiac function in patient with left ventricular systolic dysfunction** PI434  
J.-P. Park, S.-H. Lee, D.-Y. Lee, J.-E. Song, S.-H. John, J.-Y. Rhew, J.-Y. Lee, W.-J. Kim (Jeonju, XK; Jeonju, Seoul and Seongnam, KR)
- Medium term prognosis of Egyptian patients hospitalised with acute decompensated heart failure** PI435  
R. Awad, B. Ibrahim, O. Louis, R. Hanna, H. Abd-El Aliam (Cairo, EG)

- Clinical outcomes of patients with decompensated heart failure** PI436  
L.R. Moraes, L.M. Gomez, C.B. Terhoch, H.F. Moreira, S.M. Ayub-Ferreira, S.G. Lage, M.T. Oliveira, V.S. Issa, E.A. Bocchi (Sao Paulo, BR)
- The value of a simplified lung ultrasound protocol at hospital discharge in patients with acute heart failure** PI437  
A. Frigy, I.A. Szabo, I. Kocsis, L. Fehervari, L. Mathe (Targu Mures and Targu-Mures, RO)
- Correlation between low body mass index and clinical safety outcome measures of patients with congestive heart failure: perspective of a single-centre, prospective pilot study** PI438  
S. Khaled, L. Faour, K. Salem (Makkah, SA)
- Gender and racial differences in surgical outcomes among adult patients with acute heart failure** PI439  
C.M. Arslanian-Engoren, J.J. Sferra, M.C. Engoren (Ann Arbor, Sylvania, Ohio and Ann Arbor, Michigan, US)
- In-hospital mortality in patients hospitalized for acute heart failure: comparison between actual and predicted** PI440  
M.V. Bertao, I. Marques, B. Ferreira, R.L. Ramos, S. Abreu, J. Lopes, S. Nunes, D. Mendonca, L. Teixeira (Porto, Vila Nova de Gaia and Santa Maria da Feira, PT)
- The evolution of endothelial dysfunction, serum uric acid and NTproBNP in decompensated chronic heart failure** PI441  
M. Ababei, A. Campeanu, D. Nistorescu, T. Nanea (Bucharest, RO)
- Proportion of patients eligible for ivabradine at discharge after an acute decompensated heart failure hospitalisation** PI442  
E. Ammirati, V. Carubelli, A. Mortara, A. Buono, M. Cipriani, S. Mazzetti, J. Rossi, M. Frigerio, M. Metra, F. Oliva (Milan, Brescia and Monza, IT)
- Diastolic dysfunction has differential impact on clinical outcomes of diabetic versus non-diabetic patients hospitalized with acute heart failure: a population based study** PI443  
H. Chen, S.H. Wan, J.P. Slusser, D. Hodge (Rochester Mn, US)
- Non-recovery of renal function in acute heart failure is an independent predictor of long-term mortality** PI444  
J. Carmo, P. Freitas, M.J. Baldo, R. Morais, P. Vicente, A. Leitao, F. Marques, I. Araujo, L. Campos, C. Fonseca (Lisbon, PT)
- Short term prognostic factors in patients hospitalized with acute heart failure** PI445  
M.L. Barbu, I.I. Bruckner, A. Mihailescu, D.V. Spataru, A.L. Gurgehan (Bucharest, RO)
- Comparison of the effects between urapidil and nitroglycerin in patients with heart failure with preserved ejection fraction** PI446  
Q. Hua, X. Yuan, J. Li, J. Qin, Y. Zhou, Y. Fu, S. Qin, X.M. Chen, J.C. Guo, D. Wang (Beijing, Chongqing and Ningbo, CN)
- Place of care is the main determining factor for outcome in acute heart failure patients** PI447  
N. Al-Refaeie, M. Ashton, S. Lucas-Jones, M. Phillips, J. Goodfellow, A. Wong (Bridgend, GB)
- Ivabradine administration in cardiogenic shock is associated with cardiac stroke work index improvement** PI448  
I. Battistoni, M. Marini, L. Angelini, M.V. Matassini, M. Francioni, A. Gili, S. Moretti, G.P. Perna (Ancona, IT)

- Management of heart failure after non-ST elevation MI; use of mineralocorticoid receptor antagonists and implications for devices.** PI449  
 O. Buckledee, Y. Ismail, A.K. Nightingale (Bristol, GB)
- The prognostic value of Nt pro BNP and echocardiographic markers in patients with intermediary high risk pulmonary embolism** PI450  
 A. Ion, M. Raileanu, D. Craciunica, C. Andrei, V. Chioncel, C. Sinescu (Bucharest, RO)
- Characterisation of serelaxin pharmacokinetics using a population pharmacokinetics approach** PI451  
 A. Soubret, Y. Pang, M. Dahlke (Basel, CH; Cambridge, US)
- Impact of furosemide dosages on in-hospital and post-discharge outcomes in acute heart failure diabetic patients: a DAD-HF II sub-study** PI452  
 G. Giamouzis, G. Karayannis, G. Giannakoulas, E. Petrou, J. Xirogiannis, A. Xanthopoulos, H. Karvounis, J. Butler, J. Skoularigis, F. Triposkiadis (Larissa and Thessaloniki, GR; London, GB; Atlanta, US)
- Effect of baseline characteristics on mortality in the SURVIVE trial comparing levosimendan and dobutamine in acute heart failure: sub-analysis of the Finnish patients** PI453  
 T. Tarvasmaeki, M. Kivikko, P. Pollesello, T. Sarapohja, V.P. Harjola, M.S. Nieminen (Helsinki and Espoo, FI)
- Acute hemodynamic effects of caval counterpulsation balloon in heart failure patients** PI454  
 J.E. Herrera, G. Dempaire, J.A. Octavio, B. Finizola, E. Garcia, L. Velasco, W. Torres, J.A. Herrera, R. Levine, I. Palacios (Barquisimeto and Caracas, VE; Boston, US)
- Prognostic utility of lung ultrasound pocket device in acute heart failure.** PI455  
 M. Lobo Gonzalez, I. Mendez, R. Hidalgo (Seville, ES)

**Chronic heart failure**

- Hyperbaric oxygen therapy and correction of platelet aggregation in patients with chronic heart failure** PI456  
 V. Ruzov (Ulyanovsk, RU)
- Influence of revascularization methods in acute myocardial infarction on the level of brain natriuretic peptide and development of congestive heart failure in patients with post-MI** PI457  
 A.I. Chesnikova, E.S. Godunko, O.E. Kolomatskaya, V.A. Safronenko, A.V. Khripun, V.P. Terentyev (Rostov-on-Don, RU)
- Infiltrative cardiomyopathy: a novel aetiology** PI458  
 T.G. Moon, K.O.gallagher, D. Sado (London, GB)
- Depression in patients with heart failure** PI459  
 G. Caminiti, G. Marazzi, G. Campolongo, G.M.C. Rosano, M. Volterrani (Rome, IT)
- Oscillatory breathing and respiratory muscles strength during exercise in congestive heart failure patients** PI460  
 P.I. Palermo, V.S. Sassi, A.A. Apostolo, M.C. Contini, S.F. Farina, C.V. Vignati, P.A. Agostoni (Milan, IT)
- Impaired gas diffusion in heart failure identifies patients with impaired right ventricle contractile reserve** PI461  
 V. Labate, V. Donghi, G. Generati, P.L. Laforgia, F. Bandera, M. Guazzi (San Donato Milanese, IT)

- Serum phosphorus level predicts worse outcome in patients with heart failure and vitamin D deficiency but not in patients with normal vitamin D status.** PI462  
 J. Wisniewska, A. Drohomirecka, T. Rywik, M. Sobieszczanska-Malek, A. Tarnowska, T. Zielinski (Warsaw, PL)
- Degree of improvement in ejection fraction after coronary artery bypass grafting in patients with low preoperative left ventricular ejection fraction** PI463  
 F. Lopez Valdivieso, J. Lujan Valencia, C. Velazquez Velazquez, J. Hernandez Campo, J.C. Tellez Cantero, M.A. Gutierrez Martin (Sevilla, ES)
- Physical activity improved diastolic function in spinal cord-injured subjects** PI464  
 G. De Rossi, L.G.T. Zacharias, W. Cirillo, W. Nadruz Jr, J.R.M. Souza (Campinas, BR)
- Acutely decompensated chronic heart failure treatment in an elderly population** PI465  
 E. Weiss, D. Penes, E. Badila, D. Bartos (Bucharest, RO)
- The combination drug valsartan/sacubitril (LCZ696) reduced pulse wave velocity and aortic systolic blood pressure in patients with stable heart failure with reduced ejection fraction** PI466  
 Z. Kobalava, S. Villevalde, E. Tyukhmenov, O. Lukina, L. Babaeva, E. Zharikova (Moscow, RU)
- Audit of a tertiary heart failure outpatient service to assess compliance with practice guidelines** PI467  
 K. Guha, C. Allen, H. Pryse-Hawkins, L. Fallon, V. Chambers, A. Vazir, A. Lyon, M.R. Cowie, R.K. Sharma (London, GB)
- Metolazone therapy in heart failure patients** PI468  
 H. Shiwani, M.M. Anwar, N. Ansari, D.S. Bulughapitiya (Bradford, GB)
- Are clinicians influenced by cognitive biases when investigating chronic heart failure?** PI469  
 A.K. Nightingale, Y. Yanagisawa, T. Tallis, D.G. Wilson, Y. Ismail, A.G. Dastidar, P. Jeetley, M. Goonewardene, B. Whalley (Bristol, London, Cambridge and Plymouth, GB)
- Effect on depression and anxiety on risk of death and hospitalisation in patients with congestive heart failure.** PI470  
 J.L. Begrambekova, M.Y. Drobizhev, V.Y. Mareev (Moscow, RU)
- Drug therapy recommendations at discharge in patients with heart failure - do we follow ESC guidelines in Estonia** PI471  
 T. Pern, P. Poder, A. Adoberg, L. Hein, E.-M. Lotman, R. Lubi, R. Majas, K. Puvli, P. Teppand, T. Marandi (Tallinn, EE)
- Do we use beta-blockers in elderly patients with heart failure and reduced ejection fraction as we should?** PI472  
 M. Taibo Urquia, M. Cortes Garcia, A. Garcia Ropero, A. Romero Daza, J.A. Palfy, M.L. Martin Mariscal, M. Lopez Castillo, J.A. Franco Pelaez, S. Briongos Figuero, J. Farre Muncharaz (Madrid, ES)
- Gender specific clinical indicators of congestive heart failure in the middle east: Data from a single centre heart failure registry** PI473  
 K. Salem, D. Fallata, K. Sheeren, O. Elkhateeb (Makkah, SA)
- Characteristics and co-morbidities of older UK heart failure patients treated with ivabradine: baseline data from the multi-centre live: life prospective cohort study** PI474  
 D. Zachariah, D. Stevens, N. Rowell, J. Taylor, P.R. Kalra (Portsmouth, Slough, Middlesbrough and Glasgow, GB)
- Identifying barriers to a nurse-led heart failure team** PI475  
 J. Masters, P.J. Cowburn, I. Anton-Solanas (Southampton, GB; Zaragoza, ES)

- Haemodynamic determinants of the biological variation of NT-proBNP in patients with stable chronic heart failure** PI476  
 T. Taeger, A.-K. Wiedergruen, H. Froehlich, R. Ceboła, A. Horsch, G. Hess, K. Slottje, H.A. Katus, F.H. Wians, L. Frankenstein (Heidelberg, DE; Basel, CH; Helotes, US)
- Use of common treatment regimens advocated by ESC guidelines for patients with chronic heart failure in Germany: a retrospective study of the Health Risk Institute healthcare claims database** PI477  
 S. Hupfer, F. Calado, D. Souto, R. Handrock, J. Jacob, J. Walker, S. Klebs (Nuernburg and Berlin, DE; Basel, CH)
- Management of patients with chronic systolic heart failure at heart failure outpatient clinic improves survival after CRT and/or ICD implantation** PI478  
 P. Bogyi, Z.S. Majoros, D. Vagany, B. Muk, M. Dekany, B. Polgar, Z.S. Bari, G.Z. Duray, R.G. Kiss, N. Nyolczas (Budapest, HU)
- Chronic heart failure management with cardiac resynchronisation therapy - an evaluation of current practice in a tertiary centre** PI479  
 D. Cassar Demarco, M. Mercieca Balbi, O. Aquilina, R.G. Xuereb, N. Calleja, V. Grech, M. Sammut (Tal-Qroqq and Msida, MT)
- View on in-hospital heart rate control in patients with heart failure with reduced ejection fraction in Russian Federation.** PI480  
 E.A. Lyasnikova, M.Y.U. Sitnikova, M.A. Trukshina, A.V. Yurchenko, D.V. Duplyakov, R.A. Libis, E.V. Shlyakhto (St-Petersburg, Samara and Orenburg., RU)
- Optimising heart failure management: peritoneal dialysis for selective advanced heart failure patients has shown reduction in hospital readmissions and decrease in annual health care cost.** PI481  
 M. Leyser, L. Vitou (Kitchener, CA)
- MultiSENSE patient diary use versus HF decompensation** PI482  
 G. Molon, J.B. Boehmer, R.J. Sweeney, Y.Z. Zhang, Q.A. An, V.A. Averina (Negrar-Verona, IT; Hershey, PA and St Paul, MN, US)
- How the elderly patients with chronic heart failure are treated in clinical practice? - the analysis of DATA-HELP registry.** PI483  
 J.M. Krzysztofik, W. Banasiak, B. Kurian, P. Ponikowski, E.A. Jankowska (Wroclaw and Warsaw, PL)
- Icelandic heart failure patients at time of economic crisis: patient reported outcomes** PI484  
 A.K. Ketilsdottir, B.I. Ingadottir, T.J. Jaarsma (Reykjavik, IS; Linkoping, SE)
- Ranolazine reduces symptoms and arrhythmia in patients with ischaemic left ventricular dysfunction** PI485  
 G. Marazzi, G. Campolongo, R. Massaro, V. Pasceri, G.M.C. Rosano, M. Volterrani, F. Pelliccia (Rome, IT)
- Dosing of heart failure treatments in newly diagnosed unselected patients in sweden: compliance with european society of cardiology guidelines** PI486  
 G. Wikstrom, K. Boman, M. Olofsson, K. Lindmark, R. Lahoz, S. Corda, V. Wintzell, R. Linder, A. Gondos, J. Stalhammar (Uppsala, Umea and Stockholm, SE; Basel, CH; Berlin, DE)
- High-preciseness ECG in patients after heart transplantation** PI487  
 T. Vaikhanskaya, A.V. Frolov, T.A. Trofimova, Y.P. Ostrovskiy (Minsk, BY)



- Prevalence of cardiovascular risk factors in patients followed in a heart failure clinic** PI488  
 H. Guedes, P. Silva, A. Pereira, R.P. Santos, L. Marques, D. Seabra, A. Andrade, C. Lourenco, P. Pinto (Penafiel, PT)
- Prognostic importance of atrial fibrillation in patients with heart failure** PI489  
 H. Guedes, P. Silva, A. Pereira, R.P. Santos, L. Marques, D. Seabra, A. Andrade, C. Lourenco, P. Pinto (Penafiel, PT)
- Serum drug levels as a new diagnostic tool for non-adherence to therapy in chronic heart failure patients** PI490  
 R. Pelouch, V. Vorisek, V. Furmanova (Hradec Kralove, CZ)
- What diagnostic problems do we have among primary care of the heart disease patients.** PI491  
 A.A. Dukat, J. Gajdosik, T. Szadocka, L. Serugova, M. Zelina, P. Sabaka, F. Simko (Bratislava, SK)
- The xanthine oxidase activity in patients with congestive heart failure** PI492  
 A.V. Bilchenko, M.V. Kolomiets (Kharkiv, UA)
- Impact of a treatment with L-arginine on clinical and hemodynamic parameters in CHF** PI493  
 Y.A.R. Akhmatov, T.A. Abdullaev, I.A. Tsoy, Y.U.K. Yuldasheva, N.A. Kurbanov (Tashkent, UZ)
- FEWI6 questionnaire as new instrument in patients with heart failure with preserved ejection fraction** PI494  
 D. Jahandar Lashki, E. Tahirovic, T. Trippel, R. Wachter, G. Gelbrich, M. Halle, B. Pieske, C. Herrmann-Lingen, F. Edelmann, H.D. Duengen (Berlin, Gottingen, Wurzburg and Munich, DE)
- The ACE gene and ejection fraction in the uzbek patients having Q-MI** PI495  
 N.B. Sayfiddinova, B.D.J. Amirkulov, T.A. Abdullaev, S.H.M. Erkaboev, I.A. Tsoy (Tashkent, UZ)
- Influenza vaccination reduces relative risk of dementia in patients with heart failure** PI496  
 J.-C. Liu, L.-C. Sung, W.-R. Hao (New Taipei City, TW)
- Long-term results of percutaneous coronary interventions at coronary heart diseases pts with low ejection fraction** PI497  
 H.G. Fozilov, R.D. Kurbanov, T.A. Abdullayev, R.S.H. Beckbulatova, I.A. Tsoy, A.M. Karimov (Tashkent, UZ)
- Chronic heart failure and anxiety and depression disorders** PI498  
 S.A. Matskevich, E.S. Atroschenko (Minsk, BY)
- Features of clinical manifestations in obese patients with heart failure with preserved ejection fraction and obstructive sleep apnea** PI499  
 A. Kuchmin, A.A. Kazachenko, I.V. Makarova, A.N. Kulikov, D.A. Galaktionov, K.B. Evsukov (St. Petersburg, RU)
- Heart failure in nonagenarian** PI500  
 H. Antunes, J. Gil, L. Abreu, B. Marmelo, M. Correia, C. Cabral, O. Santos (Viseu, PT)
- Females in the polish population of heart failure pilot survey: the clinical characteristics, pharmacotherapy and outcomes in the one-year follow-up.** PI501  
 K. Bury, A. Furman-Niedziejko, G. Opolski, L. Polonski, P. Ponikowski, J. Drozd, P. Rozentryt, M. Zembala, M. Broncel, J. Nessler (Krakow, Warsaw, Zabrze, Wroclaw and Lodz, PL)
- Assessment of the dynamics of silent ischemia on the effects of heart rate reducing drugs in patients with ischemic heart disease and diabetes in an actual ambulatory practice.** PI502  
 I.V. Fomin, I.V. Fomin, F.Y. Valikulova, F.Y. Valikulova, A.R. Vaysberg, A.R. Vaysberg, E.V. Gurvich, E.V. Gurvich (Nizhny Novgorod, RU)

- Does elevated right atrial pressure predict post heart transplant outcomes?** PI503  
A. Gkouziouta, G. Karavolias, E. Bousoula, D. Miliopoulos, A. Tsipis, M. Spartalis, P.H. Cockinos, S. Adamopoulos (Athens, GR)
- Elevated heart rate is associated with cardiac denervation and neurohormonal activation in patients with heart failure: data from a randomised clinical trial comparing ivabradine versus pyridostigmine** PI504  
H. Villacorta, A.S. Villacorta, B.C. Precht, P. Porto, C.R. Alves, M.C.S.S.S. Muradas, J.A.C. Teixeira, J.S. Souza, C.T. Mesquita, A.C.L. Nobrega (Rio de Janeiro, BR)
- Profile changes of heart transplant recipient in an argentinean single centre** PI505  
R.R. Favalaro, M. Peradejordi Lastra, L.E. Favalaro, M.F. Renedo, A. Guazzone, R.D. Ratto, L.M. Martinez, S. Moscoloni, D.O. Absi, A.M. Bertolotti (Buenos Aires, AR)
- Heterogeneity of readmission rate and in-hospital mortality of patients with heart failure based on the volume of patients at each hospital: analysis of administrative data of a nationwide population** PI506  
V. Bertomeu, R. Bover, C. Fernandez, J. Eloa, A. Esteban, I. Vilacosta, J.L. Bernal, J.V. Segura, C. Macaya (Alicante and Madrid, ES)
- Heart failure in nonagenarians. Clinical profile and prognostic factors of short-term mortality and readmission** PI507  
M. Ciudad, R. Costa, E. Roy, A. Bautista, E. Diaz De Mayorga, P. Carles, C. Rodriguez, P. Gil (Madrid, ES)

**Advanced heart failure**

- Dealings perception of gravity of complex patients in heart failure** PI508  
L. Baumworcel, M.W. Montera, E.T. Mesquita (Rio de Janeiro, BR)
- Lost of chance for enzymatic treatment of a family with Fabry disease and severe right heart failure .** PI509  
N.N. Ali Tatar-Chentir, B.T. Boumediene, H.B. Haddak (Algiers, DZ)
- Risk factors of early allograft vasculopathy in patients after heart transplantation** PI510  
A.K. Kurlianskaya, T.A. Trofimova, V.I. Stelmashok, O.L. Polonetsky, A.Y. Ostrovsky, T.L. Denisevich, Y.P. Ostrovsky (Minsk, BY)
- Is there a heart rate paradox in heart transplantation?** PI511  
U. Kocabas, E. Kaya, S. Ertugay, P. Ozturk, C. Engin, S. Nalbantgil, M. Zoghi, T. Yagdi, M. Ozbaran (Izmir, TR)
- Prognostic implication of biomarkers ST2, NT-proBNP, Galectin-3 during long-term observation in patients with advanced heart failure** PI512  
A.K. Kurlianskaya, M.G. Kaliadka, T.L. Denisevich, Y.P. Ostrovsky (Minsk, BY)
- Tissue doppler derived right ventricular isovolumic contraction velocity predicts prognosis in advanced heart failure patients with dilated cardiomyopathy** PI513  
T. Kawata, M. Daimon, K. Kimura, T. Nakao, M. Hirokawa, M. Watanabe, Y. Yatomi, I. Komuro (Tokyo, JP)
- Ventricular assist device in pediatric patients** PI514  
R. Gravino, G. Limongelli, A. Petraio, M. Verrengia, A. Rea, G. Salerno, D. Masarone, C. Maiello, M.G. Russo, G. Pacileo (Naples, IT)

- Management of end-stage heart failure patients with or without ventricular assist device: an observational comparison of clinical and economic outcomes** **PI515**  
 N.A. Aissaoui, M.M. Morshuis, H.M. Maoulida, J.E.S. Salem, G.L. Lebreton, B.D. Diebold, J.G. Gummert, I.D.Z. Durand-Zaleski, P.L. Leprince, J.Y.F. Fagon (Paris, FR; Bad Oeynhausen, DE)
- Optimizing outcomes after heart transplantation in patients with cardiac amyloidosis - a single center analysis of 43 patients in 2 eras** **PI516**  
 M.M. Kreuzer, A.V. Kristen, P. Blum, R. Tschierschke, S.O. Schoenland, U. Hegenbart, A. Ruhparwar, H.A. Katus, P.W. Raake (Heidelberg, DE)

**Atrial fibrillation**

- Atrial fibrillation and heart failure - experience of one hospital center** **PI517**  
 A.-M. Vintila, C. Stefan, C. Tudorica, D. Isacoff (Bucharest, RO)
- Recurrent atrial fibrillation in patients with diastolic heart failure, effects of metoprolol and diltiazem on arterial stiffness** **PI518**  
 I.M. Balabanenko, A.A. Shavarov, G.K. Kiyakbaev, V.S. Moiseev (Moscow, RU)
- Management of antithrombotic therapy in atrial fibrillation of patients with aortic stenosis undergoing transcatheter aortic valve implantation.** **PI519**  
 E. Munoz-Garcia, M. Lopez-Garrido, M. Munoz-Garcia, A.J. Munoz Garcia, V. Becerra-Munoz, A.J. Dominguez-Franco, J.M. Garcia-Pinilla, J.M. Hernandez-Garcia, J.J. Gomez-Doblas, E. De Teresa-Galvan (Malaga and Jaén, ES)
- Heart failure and atrial fibrillation, a tricky par or not so** **PI520**  
 L. Abreu, H. Antunes, B. Marmelo, J.G. Pereira, A. Delgado, D. Moreira, E. Correia, J.C. Cabral, J.O. Santos (Viseu, PT)
- The worse prognosis in patients with new onset atrial fibrillation, acute coronary syndrome and mild left ventricle systolic dysfunction.** **PI521**  
 K. Golinska Grzybala, A. Furman-Niedziejko, M. Wilczynska-Golonka, R. Rychlak, J. Zalewski, J. Nessler (Krakow, PL)
- The impact of heart failure and left ventricular dysfunction in predicting stroke and thromboembolism in non valvular atrial fibrillation patients treated with direct oral anticoagulants** **PI522**  
 F. Adamo, R. Di Pietro, N. Salvi, A. Fusto, P. Scarparo, M. Mancone, F. Ferrante, F. Fedele (Rome, IT)
- SAMe-TT2r2 score and quality of anticoagulation in a cohort of elderly heart failure patients with non valvular atrial fibrillation** **PI523**  
 J.A. Satue, J. Marrero Frances, A. San Martin Prado, A. Perez Martin, S. Gonzalo Pascua, J.C. Belinchon Paraiso, M. Duarte Millan (Fuenlabrada, ES)
- Comparing prognostic role of atrial fibrillation in predominantly HF elderly patients with HF<sub>r</sub>EF and HF<sub>p</sub>EF in community setting.** **PI524**  
 A. Iorio, M. Senni, R. Rossini, L. Vitali Serdoz, A. Gavazzi, C. Mazzone, G. Barbati, C. Di Nora, G. Sinagra, A. Di Lenarda (Bergamo and Trieste, IT)
- Restoration of sinus rhythm in patients with acute heart failure and atrial fibrillation** **PI525**  
 S.R. Lee, S.E. Lee, H.S. Lee, H.J. Cho, H.Y. Lee, S.H. Baek, E.S. Jeon, M.C. Cho, B.H. Oh (Seoul and Cheongju, KR)

**Presence of atrial fibrillation worsens prognosis in patients with myocardial infarction.** PI526  
 B.F. Lourenco Marmelo, J. Gil, L. Abreu, H. Antunes, L. Goncalves, A. Delgado, D. Moreira, P.C. Ferreira, J. Cabral, J. Oliveira Santos (Viseu, PT)

## Cardiomyopathy

**Pseudo-coronary scenario of inflammatory viral cardiomyopathy** PI527  
 A. Gombozhapova, Y.U. Rogovskaya, T. Ryabova, E. Kruchinkina, K. Gunderina, R. Batalov, V. Ryabov (Tomsk, RU)

**Increased mortality is associated with proof of perforin-positive cardiac cell infiltration and male gender in a large cohort of patients with inflammatory cardiomyopathy** PI528  
 F. Escher, U. Kuehl, D. Lassner, B. Pieske, W.C. Poller, C. Tschope, H.P. Schultheiss (Berlin, DE)

**Predictor of stress induced cardiomyopathy in critically ill pneumonia patients.** PI529  
 S.K. Ryu, H.K. Min, J.Y. Park, S.H. Kim, J.W. Choi, Y.S. Byun (Seoul, KR)

**Heart failure is the most frequent complication in a portuguese population of left ventricular non-compaction cardiomyopathy - a multicenter study** PI530  
 K. Domingues, D. Moreira, M. Oliveira, C. Gomes, L. Teles, B. Picarra, R. Faria, P. Magalhaes, R. Santos, N. Marques (Santarem, Viseu, Guimaraes, Almada, Coimbra, Evora, Vila nova de Famalicão, Vila Real, Penafiel and Faro, PT)

**Analysis of death dynamics in patients with peripartum cardiomyopathy** PI531  
 T.A. Abdullayev, S.T. Mirzarakhimova, N.A. Kurbanov, I.A. Tsoy, S.H.S.H. Davirova (Tashkent, UZ)

**Predictors of cardiogenic shock in Takotsubo Cardiomyopathy\_a portuguese multicenter study** PI532  
 M. Oliveira, P. Azevedo, K. Domingues, C. Lourenco, A.R. Almeida, S. Leao, L. Reis, B. Marmelo, B. Picarra, O. Azevedo (Guimarães, Faro, Santarem, Coimbra, Almada, Vila Real, Viseu and Evora, PT)

**Predictors of heart failure on takotsubo cardiomyopathy - a portuguese multicenter study** PI533  
 H. Antunes, O. Azevedo, K. Domingues, C. Lourenco, A.R. Almeida, R. Pontes, B. Picarra, P. Magalhaes, L. Reis, N. Marques (Viseu, Guimaraes, Santarem, Coimbra, Almada, Penafiel, Evora, Vila Real and Faro, PT)

**Heart failure during hospitalization is associated with takotsubo cardiomyopathy recurrence at follow-up: a portuguese multicenter study** PI534  
 R.A. Pontes Dos Santos, D. Bento, M. Oliveira, K. Domingues, H. Antunes, S. Leao, A.R. Almeida, L. Reis, B. Picarra, E. Correia (Penafiel, Faro, Guimaraes, Santarem, Viseu, Vila Real, Almada, Coimbra and Evora, PT)

**Predictors of heart failure in left ventricular non-compaction cardiomyopathy - a portuguese multicenter study** PI535  
 P.M. Azevedo, B. Marmelo, C. Gomes, K. Domingues, L. Reis, B. Picarra, P. Magalhaes, R. Faria, R. Santos, O. Azevedo (Faro, Viseu, Almada, Santarem, Coimbra, Evora, Vila Real, Guimaraes and Penafiel, PT)

**Myotonic dystrophy - must we bother for the heart?** PI536  
 M. Gospodinova, T. Chamova, S. Sarafov, I. Tournev, S. Denchev (Sofia, BG)

- Genotype-phenotype correlation in cardiac mutated transthyretin amyloidosis (m-ATTR)** PI537  
 S. Perlini, L. Obici, R. Mussinelli, F. Salinaro, T. Perrone, F. Cappelli, F. Peretto, P. Milani, G. Palladini, G. Merlini (Pavia and Florence, IT)
- Influence of triggering events on the clinical course of takotsubo cardiomyopathy** PI538  
 B. Schneider, A. Athanasiadis, J. Schwab, U. Gottwald, W. Toepel, T. Mueller-Honold, R. Schoeller, U. Sechtem (Luebeck, Stuttgart, Nuernberg, Celle, Idar-Oberstein, Augsburg and Berlin, DE)
- Effects of hypoxic adaptation on the endothelial dysfunction in the ischemic cardiomyopathy patients** PI539  
 T. Dubovik, L.V. Rachok (Minsk, BY)
- Clinical outcome of peripartum cardiomyopathy-a study in a tertiary cardiac hospital** PI540  
 N. Fatema, S.F. Ahmed, C. Ahmed, A. Habib, F. Rahman, A. Ahsan, S. Banerjee, A. Siddique, H. Hoque, N. Akhter (Dhaka, BD)
- Peripartum cardiomyopathy: case series and follow up, a single center experience** PI541  
 R. Albannay, A. Husain, W. Alhayki, F. Almoosa (Manama, BH)
- Comparative analysis of left ventricular systolic function in females with peripartum cardiomyopathy and idiopathic cardiomyopathy.** PI542  
 A. Mbakwem, C.E. Amadi, E. Mbey, C. Oyiriaru (Lagos, NG)
- Dobutamine Stress echocardiography for predicting LV reverse-remodeling in idiopathic dilated cardiomyopathy** PI543  
 B.S. Yoo, J.Y. Kim, J.W. Son, J.H. Yoon, M.C. Cho, H.M. Choi (Wonju and Cheongju, KR)
- The evolution of the phenotype in a family with a missense mutation of the Lamin A/C (LMNA) gene with an initially isolated cardiac involvement: a 17 years observation.** PI544  
 N. Sanna, D. Pasqualucci, M. Corda, P. Orru', G. Giardina, S. Cossa, G. Matta, F. Muscas, M. Porcu (Cagliari, IT)
- Surgical ventricular reconstruction in cases of ischemic dilative cardiomyopathy: outcome at 13 years in 61 patients** PI545  
 A. Oлару, F. Pirro, M. Meli, D. Trevisan, V. Smorto, G. Stefanelli (modena, IT)
- Phenotype of dilated cardiomyopathy with Lamine gene single nucleotide polymorphisms** PI546  
 T. Kurushko, T.G. Vaikhanskaya, L.N. Siivitskaya, N.G. Danilenko, O.G. Davydenko, A.G. Mrochek (Minsk, BY)
- Does pulmonary hypertension impact clinical outcome or mortality in dilated cardiomyopathy patients?** PI547  
 M. El Tahlawi, M. Radwan, M. Abdelsamie, M. Wafaie (Zagazig and Cairo, EG)
- Comparative analysis of intracardiac hemodynamic parameters estimated by using echocardiography and rheocardiography in hypertrophic cardiomyopathy patients with heart failure with preserved ejection** PI548  
 V.Y. Kaplunova, G.A. Shakaryants, M.V. Kozhevnikova, A.I. Malakhov, N.V. Khabarova, E.V. Privalova, Y.U.N. Belenkov (Moscow, RU)
- Clinical risk factors of new onset atrial fibrillation in patient with hypertrophic cardiomyopathy.** PI549  
 J.H. Choi, B.W. Kim, J.H. Choi, T.J. Hong (Busan, KR)
- Effects of alcohol septal ablation on markers of inflammation and signal peptides in patients with obstructive hypertrophic cardiomyopathy** PI550  
 F. Pelliccia, C. Cianfrocca, L. Gatta, V. Pasceri, A. Auriti, C. Pristipino, G.M.C. Rosano (Rome, IT)

## Hypertrophic cardiomyopathy: an experience in southeastern Sweden

A. Kissopoulou, C. Gunnarsson (Jonkoping and Linkoping, SE)

PI551

### Comorbidities

#### Carotid involvement in patients with non-ischemic heart failure

A. Stan, I.V. Sirbu, P. Kelemen, S. Pogacean (Targu Mures, RO)

PI552

#### Influence of diabetes mellitus and renal failure in the short-term mortality in patients hospitalized for heart failure.

J.R. Beramendi Calero, I. Rilo Miranda, S. Garcia Gutierrez, A. Anton Ladislao, L. Quintas Ovejero, C. Goena Vives, I. Villanueva Benito, I. Solla Ruiz, A. Izagirre Yarza, F. De La Cuesta Arzamendi (San Sebastian, Bilbao and Mendaro, ES)

PI553

#### Left ventricular diastolic function in hypertensive patients with heart failure and preserved ejection fraction combined with rheumatoid arthritis

L. Popescu, H. Balan (Bucharest, RO)

PI554

#### Incidence and predictors of long-term of acute kidney injury after transcatheter aortic valve implantation

E. Munoz-Garcia, M. Munoz-Garcia, A.J. Munoz Garcia, J.M. Garcia-Pinilla, A.J. Dominguez-Franco, M.F. Jimenez-Navarro, J.H. Alonso-Briaies, J.J. Gomez-Doblas, J.M. Hernandez-Garcia, E. De Teresa-Galvan (Malaga and Jaén, ES)

PI555

#### The length of hospital stay in heart failure patients - how to know when to let go

S. Petrovic-Nagorni, S. Ciric-Zdravkovic, D. Stanojevic (Nis, RS)

PI556

#### Effects of neuropeptide Y on coronary artery vasomotor tone

G.M.C. Rosano, D. Tousoulis, E. Mcfadden, C. Vitale, J.C. Kaski (Rome, IT; Athens, GR; London, GB)

PI557

#### Acute kidney injury is associated with cardiohepatic syndrome in patients with decompensated heart failure

A. Soloveva, S. Villevalde, Z. Kobalava (Moscow, RU)

PI558

#### Predictors of late mortality after transcatheter aortic valve implantation in patients with severe aortic stenosis with the corevalve prosthesis

E. Munoz-Garcia, M. Munoz-Garcia, A.J. Munoz Garcia, A. Ruiz-Salas, A.J. Dominguez-Franco, J.M. Garcia-Pinilla, J.J. Gomez-Doblas, M.F. Jimenez-Navarro, J.M. Hernandez-Garcia, E. De Teresa-Galvan (Malaga and Jaén, ES)

PI559

#### Total bilirubin increase is associated with congestion and hypoperfusion in acute decompensated heart failure

A. Soloveva, S. Villevalde, Z. Kobalava (Moscow, RU)

PI560

#### We can predict the improvement of cheyne-stokes respiration with central sleep apnea in hospitalized heart failure patients

Y. Nishihata, Y. Takata, A. Yamashina, N. Komiyama (Tokyo, JP)

PI561

#### Echocardiographic variations in pulmonary pressure, vascular resistances and biventricular hemodynamics during different phases of Cheyne-Stokes respiration in heart failure patients

A. Giannoni, V. Raglianti, E. Pasanisi, C. Taddei, A. Aimo, C. Borrelli, A. Valleggi, G. Vergaro, C. Passino, M. Emdin (Pisa, IT)

PI562

- Evaluation of the apnea-hypopnea index determined by the peripheral arterial tonometry device in patients with heart failure: results from multicenter study** **PI563**  
 T. Kasai, Y. Takata, A. Yoshihisa, K. Chin, S. Ando, F. Kawana, S. Momomura (Tokyo, Fukushima, Kyoto, Fukuoka and Saitama, JP)
- Hematocrit as a marker of short-term mortality and length of stay in hospitalised patients with congestive cardiac failure** **PI564**  
 M. Alkhalil, A. Kearney (Belfast, GB)
- Iron status in patients with chronic heart failure in an asian cohort** **PI565**  
 G.S.K. Lau, S.H. Ng, W.H. Han, N. Thomas Ross, M.R. Yusoff, Y.Y. Ngau (Kuala Lumpur, MY)
- Left ventricular ejection fraction recovery associated to myocardial iron repletion in patients with heart failure treated with intravenous iron** **PI566**  
 A. Mollar Fernandez, J.V. Monmeneu, M.P. Lopez-Lereu, E. Nunez, G. Minana, V. Bodi, E. Santas, S. Garcia-Blas, J. Agüero, J. Nunez (Valencia, ES)
- Improvement of parameters of heart failure after intravenous iron therapy in patients with defibrillator.** **PI567**  
 A. Ruiz Salas, N. Gonzalez-Cruces, A. Robles-Mezcua, L. Morcillo-Hidalgo, J. Robledo-Carmona, J.J. Gomez-Doblas, J. Alzueta, E. De Teresa, J.M. Garcia-Pinilla (Malaga, ES)
- Iron deficiency and functional capacity in patients with advanced heart failure with preserved ejection fraction** **PI568**  
 P. Palau Sampio, E. Dominguez Mafe, E. Nunez Botero, R. Heredia, J. Gonzalez, L. Lopez, J.M. Ramon, E. Santas, J. Sanchis, J. Nunez Villota (Castellón and Valencia, ES)
- Nonalcoholic fatty liver disease is associated with higher 1-year all-cause rehospitalization rates in patients admitted for acute heart failure** **PI569**  
 F. Valbusa, D. Agnoletti, S. Bonapace, C. Grillo, L. Scala, A. Rossi, G. Targher, G. Arcaro (Negrar-Verona and Verona, IT)
- Determining risk of heart failure hospitalization and mortality using routine liver function tests.** **PI570**  
 J.S.S. Singh, D. Levin, C.C. Lang (Dundee, GB)
- Model for end-stage liver disease excluding normalized ratio (MELD-XI) score as a measure of hepato-renal dysfunction in patients with decompensated heart failure** **PI571**  
 L.M. Gomez Madronero, L.R. Moraes, C.B. Terhoch, H.F. Moreira, S.M. Ayub-Ferreira, M.T. Oliveira, S.G. Lage, V.S. Issa, E.A. Bocchi (Sao Paulo, BR)
- Brain natriuretic peptide levels and echocardiography data of patients with acute myocardial infarction against the background of non-alcoholic steatohepatitis** **PI572**  
 M. Filonenko, L. Zhuravlyova (Kharkiv, UA)
- Urinary levels of new kidney biomarkers and risk of worsening renal function and mortality in patients with acute heart failure.** **PI573**  
 M. Sokolski, R. Zymliński, J. Biegus, P. Siwolowski, J. Todd, R. Yerramilli, J. Estis, E.A. Jankowska, W. Banasiak, P. Ponikowski (Wroclaw, PL)
- Effect of implementation of algorithm preventing loading in clinical practice before primary percutaneous coronary intervention on contrast-induced acute kidney injury** **PI574**  
 A. Gaskina, S. Villevalde, Z. Kobalava (Moscow, RU)
- To assess effect of ultrafiltration by peritoneal route on echocardiographic parameters in refractory congestive heart failure by two dimensional echo and tissue doppler imaging** **PI575**  
 P. Pawal, S. Hedau, P.K. Raju, R. Chakravarthi (Hyderabad, IN)

- Biochemical determinants of worsening renal function after diuretic therapy for heart failure patients** PI576  
 H. Kataoka (Oita, JP)
- Association between galectin-3 and worsening renal function** PI577  
 M. Leone, C. Rizzo, M.S. Lattarulo, F. Monitillo, P. Terlizze, D. Grande, F. Di Serio, M. Iacoviello (Bari, IT)
- Markers of renal dysfunction in chronic heart failure** PI578  
 S.A. Matskevich, E.S. Atroschenko, O.A. Barbuk, M.I. Belskaya (Minsk, BY)
- Renal resistance index and microalbuminuria as multiparametric approach to assess renal function in heart failure: prognostic aspects** PI579  
 M. Leone, A. Doronzo, V. Paradies, F. Monitillo, C. Rizzo, M.S. Lattarulo, D. Grande, P. Terlizze, M.M. Ciccone, M. Iacoviello (Bari and Casarano, IT)
- Cardiorenal relations in patients with prosthetic valve IE** PI580  
 E.O. Kotova, T.S. Getiya, P.V. Lazarev, A.S. Pisaryuk, J.L. Karaulova, G.K. Kiyakbayev, V.L. Filatov, V.S. Moiseev (Moscow, RU)
- Uncovering heart failure in stable chronic obstructive pulmonary disease** PI581  
 A. Milovancev, S. Puskar, J. Matijasevic, M. Vukoja, J. Dejanovic, V. Kuruc, V. Kolarov (Sremska Kamenica, RS)
- Small airways obstruction better predicts mortality risk than central airways obstruction in patients with stable heart failure and reduced ejection fraction** PI582  
 S. Brenner, M. Christa, D. Berliner, G. Ertl, M. Held, A. Marx, C.E. Angermann, S. Stork, F.H. Rutten, G. Guder (Hannover and Wurzburg, DE; Utrecht, NL)
- Prolonged use (18 months) of tiotropium and indacaterol in patient with chronic heart failure due to coronary artery disease combined with chronic obstructive pulmonary disease** PI583  
 V. Evdokimov, A. Evdokimova, E. Kovalenko, K. Tebloev (Moscow, RU)
- Right heart failure as a risk factor for exacerbation in patients with chronic obstructive pulmonary disease** PI584  
 B. Santellano-Juarez, B.A. Orea-Tejeda, R. Zenteno-Hernandez, R.D. Gonzalez-Islas, D.C. Cintora-Martinez, C.R. Sanchez-Santillan, R.J. Pineda-Juarez, J.V. Pelaez-Hernandez, V.R. Pablo-Santiago, R.R. Sansores Hr (Mexico, MX)
- Trastuzumab-induced cardiomyopathy: a retrospective observational study assessing the prevalence, characteristics and outcomes over 3 years. a single center experience in the eastern province of saudi** PI585  
 M.M. Alqaseer, H. Soudi, S. Alghamdi, A. Alalawi, K.H. Herzallah, A.O. Alomar, B. Alrashidi, M.A. Shaheen, M. Kharasani, B. Mushannen (Dammam, SA)
- Factors associated with cancer chemotherapy-induced cardiomyopathy: a cumulative case-control study** PI586  
 R.C. Castro, A.I.D. Dy (Quezon City, PH)



**Valvular heart disease (diagnosis, management and interventional therapies)**

- Permanent pacemaker implantation after a new fully repositionable device for transcatheter aortic valve implantation; impact on left ventricular function and myocardial deformation.** PI587  
 F. Irazusta Cordoba, R. Moreno Gomez, T. Lopez Fernandez, D. Gemma, M.D.angelo, V. Rial Baston, P. Meras Colunga, O. Gonzalez Fernandez, S.O. Rosillo Rodriguez, J.L. Lopez-Sendon (Madrid, ES)
- The effects of TAVI on arterial stiffness and ventricular-arterial coupling** PI588  
 E. Sciatti, E. Vizzardi, I. Bonadei, F. Platto, M. Metra (Brescia, IT)
- Mitral regurgitation severity correlates with symptoms and extent of left atrial dysfunction: effect of mitral valve repair** PI589  
 M. Lisi, M. Cameli, C. Di Tommaso, F.D.ascenzi, M. Focardi, M. Maccherini, M. Chiavarelli, P. Linqvist, S. Mondillo, M. Henein (Siena, IT; Umea, SE)
- Adverse events in operated and non-operated patients with severe aortic valve stenosis** PI590  
 J.M. Bye, M. Hansen, A. Auensen, A.H. Hussain, K.I. Pettersen, L.L. Gullestad (Oslo, NO)
- Low cardiac output syndrome after aortic valve replacement in 2045 elderly patients** PI591  
 W.P. Mistiaen, I. Deblie, P. Van Cauwelaert, K. Dossche, P. Muylaert, A. Vanermen (Antwerp, BE)
- Magnesium orotate improves health-related quality of life after surgical valve replacement** PI592  
 I.R. Gaisin, A.S. Gazimzyanova, V.M. Abseeva, E.A. Chernikch, L.V. Richkova, A.A. Galimova, M.A. Voronova, E.R. Sabirzyanova (Izhevsk, RU)
- Improvement of left ventricular function beyond ejection fraction in patients undergoing percutaneous mitral valve repair** PI593  
 O.M. Galuszka, S. Rutschow, M. Gross, U. Landmesser, M. Kasner (Berlin, DE)
- Influence of atrial fibrillation on heart remodelling and severity of heart failure at patients with mitral valve disease** PI594  
 A. Zhadan, O. Romenenko, E. Zedginidze, V. Tseluyko (Kharkiv, UA)
- Is there any difference in interplay between kidney and heart after TAVR or SAVR?** PI595  
 M. Zaleska-Kociecka, A. Skrobisz, I. Wojtkowska, M. Grabowski, M. Dabrowski, K. Kusmierski, J. Imiela, J. Stepinska (Warsaw, PL)
- Calcium-phosphate metabolism disturbances and quality of life in patients with significant mitral regurgitation.** PI596  
 O. Mozenska, A. Segiet, D. Rabczenko, D.A. Kosior (Warsaw, PL)

**Devices / CRT / ICD**

- Could one-year effect of cardiac resynchronization therapy on hemodynamic parameters evaluated by impedance cardiography be predicted ?** PI597  
 M. Orszulak, A. Filipecki, K. Mizia-Stec (Katowice, PL)
- FDA expedited access pathway enables staged approval opportunity for baroreflex activation therapy for heart failure with reduced ejection fraction: the BeAT-HF trial** PI598  
 W.T. Abraham, J. Lindenfeld, E.G. Lovett, F. Weaver, F.A. Zannad, M.R. Zile (Columbus, Nashville, Minneapolis, Los Angeles and Charleston, US; Nancy, FR)

- A local network for refractory cardiogenic shock** PI599  
 C. Sorini Dini, C. Lazzeri, M. Chiostri, P. Bernardo, A. Sori, F. Cappelli, P.L. Stefano, S. Valente (Florence, IT)
- Long-term survival and predictors of mortality in patients supported with a left ventricular assist device as destination therapy** PI600  
 C.J. Kapelios, I. Tachliabouris, E. Vlaras, M. Tsamatsoulis, K. Malliaras, S. Theodoropoulos, C. Charitos, J. Nanas (Athens, GR)
- Single center long term results of mechanical circulatory support in the netherlands** PI601  
 S.E.A. Felix, F.Z. Ramjankhan, F. De Heer, M.P. Buijsrogge, W.J.L. Suyker, N. Hulstein, C. Klopping, J.H. Kirkels, N. De Jonge (Utrecht, NL)
- Evolution of mitral regurgitation in Berlin Heart EXCOR LVAD patients less than 10kg** PI602  
 A. Di Molfetta, R. Adorasio, R. Iacobelli, G. Pontrelli, A. Toscano, F. Gandolfo, S. Filippelli, A. Amodeo (Rome, IT)
- Soluble ST2 levels in end-stage heart failure and during LVAD support** PI605  
 C.C.S. Tseng, M.M.H. Huibers, L.H. Gaykema, S.A.J. Chamuleau, N. De Jonge (Utrecht, NL)
- Hemodynamics during ramp testing predicts functional capacity in patients supported with continuous-flow left ventricular assist devices (CF-LVADs).** PI606  
 M. Holme Jung, F. Gustafsson, B. Houston, S.D. Russell (Copenhagen, DK; Baltimore, US)
- Health care utilization, QOL and user satisfaction using the heart failure risk score (HFRS): insights from the TRIAGE-HF Trial** PI607  
 S. Zieroth, V. Sharma, M. Mccann, J. Koehler, B. Tsang, S.A. Virani (Winnipeg, Newmarket and Vancouver, CA; Minneapolis, US)
- Patient's satisfaction about remote monitoring system of cardiac implanted electronic devices** PI608  
 A. Zanni, C. Sticozzi, A. Malagoli, L. Rossi, U. Corvi, M. Piepoli, G. Villani (Piacenza, IT)
- CHF therapy guided by pulmonary artery pressure monitoring: does baseline right heart catheterization predict outcome?** PI609  
 G. Perego, G. Malfatto, A. Villani, F.M. Brasca, R. Brambilla, M. Oldani, E. Bressan, G. Parati (Milan, IT)
- Changes in left ventricular ejection fraction after primary prevention ICD implantation and its correlation with appropriate ICD shocks** PI610  
 Z. Majoros, B. Muk, P. Bogyi, D. Vagany, M. Szabo, M. Dekany, T. Borsanyi, G. Duray, R.G. Kiss, N. Nyolczas (Budapest, HU)
- Cardiac implantable defibrillator in primary prevention: predictors of appropriate therapy** PI611  
 M. Braga, H. Nascimento, V. Ribeiro, F. Melao, S.M. Oliveira, M. Vasconcelos, P. Dias, C. Frutuoso, M.J. Maciel (Porto, PT)
- Gap between guidelines and clinical practice in device implantation in heart failure patients: insights from HEARTS registry** PI612  
 T. Aldoheyan, A. Hersi, A. Alhammad, K. Alhabib, H. Alfaleh, W. Alhabib, D. Almunif, J. Alaskar, H. Alfozan, M. Alerwi (Riyadh, SA)

- Cardiac rehabilitation programs in left ventricular systolic dysfunction: do these programs reduce the number of patients requiring an implantable cardioverter defibrillator?** PI613  
 O. Gonzalez Fernandez, P. Meras Colunga, J. Irazusta Cordoba, V. Rial Baston, R. Dalmau Gonzalez-Gallarza, C. Alvarez Ortega, R. Mori Junco, J. Caro Codon, A. Castro Conde, J.L. Lopez Sendon (Madrid, ES)
- Predictive factors of death and appropriate ICD shock in primary prevention: analysis with a competing risk model.** PI614  
 R. Arana Granado, J. Fernandez-Armenta Pastor, R. Vazquez Garcia, M. Rodriguez Manero, J. Jimenez Lopez, L. Martinez Sande, J. Benecet Mazuecos, A. Fernandez Ciscal (Cadiz, Santiago de Compostela, Toledo, Madrid and Seville, ES)
- Ultrasound-guided venous access for PMK and ICD. randomised trial.** PI615  
 M. Liccardo, M.L. Liccardo, P.N. Nocerino, A.B. Borrino, C.C. Carbone, E.D.M. Di Meo, G.S. Salzano (Napoli and Milan, IT)
- The effectiveness of implantable cardioverter-defibrillator in preventing sudden cardiac death in patients with chronic heart failure.** PI616  
 T. Eskarayev, B.K. Iskakova, T.K. Moldabeckov, S.K. Ainamkulov, A.A. Abdulchakov (Astana, KZ)
- Possibilities of cardiac resynchronization therapy and ablation of the atrioventricular conjunction in patients with heart failure and atrial fibrillation** PI617  
 T. Troyanova, D. Goncharik, A. Chasnoyt, Y. Persidskikh, A. Kurlianskaya (Minsk, BY)
- Unfavourable outcome after the upgrade of an implantable cardioverter defibrillator to cardiac resynchronisation therapy** PI618  
 A. Kiss, G. Sandorfi, I. Edes, Z. Csanadi, M. Clemens (Debrecen, HU)
- The influence of cardiac resynchronization therapy on prognosis and functional status of blood circulatory system at patients with mild chronic heart failure** PI619  
 V.A. Sujayeva, O.V. Koshlataya, D.V. Romenovsky, V.M. Silchenko (Minsk, BY)
- Cardiac resynchronization therapy alters serum lipids profile in patients with chronic heart failure - results of the pilot study.** PI620  
 M. Marcinkiewicz-Siemion, K. Ptaszynska-Kopczynska, M. Ciborowski, M. Jasiewicz, A. Lisowska, A. Szpakowicz, M. Witkowski, A. Kretowski, W.J. Musial, K. Kaminski (Bialystok, PL)
- Analysis of strain in CRT patients with mild systolic dysfunction and LBBB: the miracle EF cohort** PI621  
 E.S. Chung, N. Patel, G.F. Egnaczyk, B. Volz, C. Linde (Cincinnati and Minneapolis, US; Stockholm, SE)
- Left ventricular rotational dyssynchrony before cardiac resynchronization therapy: a step forward into ventricular mechanics.** PI622  
 A. Paoletti Perini, S. Sacchi, P. Attana', C. Votta, R. Bani, P. Pieragnoli, G. Ricciardi, I. Ricceri, L. Padeletti (Florence, IT)

**Diuretics and fluid status management**

- Heart failure with preserved ejection fraction: does the intra-venous diuretic treatment duration matter?** **PI623**  
 J.M. Ribeiro, R. Teixeira, P. Dinis, L. Dias, M. Madeira, L. Reis, A. Siserman, L. Puga, L. Goncalves (Coimbra, PT)
- Blood purification in end-stage heart failure: a study in 16 patients** **PI624**  
 K. Masahiko (Wakayama, JP)
- What are predictive factors for body weight loss in patients with acute decompensated heart failure added an oral aquaretic, tolvaptan ?** **PI625**  
 T. Ando, S. Hirotsani, T. Mano, M. Ishihara, T. Masuyama (Nishinomiya, JP)
- Discontinuation of diuretic therapy is safe in accurately selected patients with chronic heart failure and severely reduced ejection fraction: a prospective cohort study in the outpatient setting** **PI626**  
 G. Romeno, G. Vitale, V. Agnese, C. Mina', G. Di Gesaro, C. Falletta, C.M. Hernandez Baravoglia, C. Scardulla, D. Bellavia, F. Clemenza (Palermo and Caltanissetta, IT)
- Influence of clinical severity on the association of loop diuretic dose with mortality in patients with heart failure: insights from the unite-hf registry** **PI627**  
 K.F. Adams, J.K. Ghali, I.L. Pina, A.K. Lee, R.M. Oren, C.M.O.connor, T.A. Schwartz, J.H. Patterson, A.B. Vanbakel, S.H. Dunlap (Chapel Hill, Macon, Bronx, Springfield, Falls Church, Charleston and Cincinnati, US)
- Diuretic resistance and chronic renal disease, how to face it?** **PI628**  
 R. Eiros, N. Salterain, A. Hernandez, I. Baraibar, A. De La Fuente, M. Palacio, E. Iglesias, J. Ibero, M. Jimenez, J.J. Gavira (Navarra, ES)
- Mortality and rehospitalization data from diuretic therapy with effective doses of oral torasemide and furosemide in treatment of patients with exacerbation of chronic heart failure (DUEL-CHF) trial** **PI629**  
 V. Mareev, Y. Mareev, V.A. Vygodin, Y. Belenkov (Moscow, RU; London, GB)
- Hyponatremia in acute heart failure: relationship with congestion and outcome** **PI630**  
 G. Ruocco, P.A. Mc Cullough, E. Aloia, V. Palumbo, B. Franci, R. Nuti, A. Palazzuoli (Siena, IT; Dallas, US)
- Increase of HF re-admission rate by chronic administration of tolvaptan for the tolvaptan non-responders.** **PI631**  
 K.T. Tsukamoto, M.A. Aichi, S.H. Hasegawa, M.W. Watanabe, K.Y. Yazaki, K.M. Mizobuchi, T.S. Saitou, Y.A. Ajiro, F.M. Mori, K.I. Iwade (Yokohama, JP)
- Ambulatory intravenous diuretic heart failure unit: 18 months experience** **PI632**  
 A. Birchall, K. Morton, M. Warriner, J. Gosai, D. Rogers, N.T. Lewis, A. Al-Mohammad (Sheffield, GB)

**Drug therapy, other**

- Assessment of the use of ESC heart failure guideline recommended therapy among patients followed at a heart failure outpatient clinic participating in the ESC Heart Failure long-term Registry** PI633  
 B. Muk, P. Bogyi, Z.S. Majoros, T. Borsanyi, B. Ancsin, B. Szabo, Z.S. Bari, M. Dekany, R.G. Kiss, N. Nyolczas (Budapest, HU; Eastbourne, GB; Orebro, SE)
- Long-term follow up of hospitalized patients with systolic heart failure undergoing early treatment with beta-blockers more ivabradine: a randomized study** PI634  
 F. Hidalgo Lesmes, M. Anguita Sanchez, J.C. Castillo Dominguez, S. Rodriguez Diego, L. Pardo Gonzalez, M. Ruiz Ortiz, D. Mesa Rubio, M. Delgado Ortega (Córdoba, ES)
- Comparison of perindopril-amlodipine and losartan-amlodipine combinations in the management of hypertension in patients with metabolic syndrome** PI635  
 J.K. Uzokov, A.L. Alyavi, B.B. Karimov, I.Y. Ahmedov, E.J. Rakhmonkulov, G.T. Sultanova, I.K.H. Vakhidova (Tashkent, UZ)
- How do we use anticoagulation therapy in the era of novel drugs - results of FIRST II registry** PI636  
 T. Novakova, L. Privarova, M. Felsoci, J. Jarkovsky, J. Spinar (Brno, CZ)
- Cardioprotective effects of long-term high-dose therapy with atorvastatin in patients with STEMI in the prevention of chronic heart failure** PI637  
 V. Oleinikov, L. Salyamova, E. Romenovskaya, V. Galimskaya, A. Khromova (Penza, RU)
- Mineralocorticoid receptor antagonists improve quality of life in patients with systolic heart failure highly treated with neurohormonal inhibitors: a propensity-score matching analysis** PI638  
 D.T. Farmakis, J. Parisis, A. Karavidas, V. Mantzaraki, A. Perpinia, G. Papingiotis, V. Bistola, J. Lekakis, G. Filippatos (Athens, GR)
- Ivabradine in the treatment of severe left ventricle systolic dysfunction in very elderly patients** PI639  
 A. Garcia Ropero, M. Cortes Garcia, M.L. Martin Mariscal, M. Lopez Castillo, A.M. Romero Daza, J.A. Palfy, M. Taibo Urquia, J. Farre Muncharaz (Madrid, ES)
- The effects of ivabradine on diastolic function in patients with decompensated systolic heart failure** PI640  
 D. Darabantiu, R. Lala, A. Pop-Moldovan, L. Pilat, R.M. Christodorescu (Arad and Timisoara, RO)
- Risk of heart failure related to non - ergot derived dopaminergic agonists in Parkinson disease. A meta-analysis of randomized controlled trials** PI641  
 C. Ariano, R. De Vecchis, C. Cantatrione, D. Mazzei, C. Cioppa, A. Giasi, S. Cantatrione (Naples, IT)
- Ivabradine treatment for chronic heart failure in clinical practice is associated with reductions in symptoms and hospitalizations with improved quality of life, independent of beta blocker dose** PI642  
 C. Zugck, S. Stoerk, G. Stoeckl (Straubing, Wurzburg and Munich, DE)

## Metabolism / Diabetes mellitus / Obesity

- Diastolic dysfunction in lipotoxic myocardial damage by patients with obesity** **PI643**  
G. Chumakova, O. Gritzenko, N. Veselovskaya (Barnaul and Kemerovo, RU)
- Type ii diabetes mellitus and its early effects on the heart: an echocardiographic study** **PI644**  
R. Petroni, M. Di Mauro, V. Porretta, N. Borrelli, S. Romeno, M. Penco (L'Aquila, IT)
- The differences between various obesity indices in predicting clinical severity and prognosis of acute myocardial infarction** **PI645**  
Z. Babic, M. Mornar Jelavic, H. Pintaric (Zagreb, HR)
- Using the modified seattle angina questionnaire for patients with heart failure and metabolic syndrome after percutaneous intervention for assessment the effectiveness of treatment.** **PI646**  
N.V. Chumachenko, L.S. Kholopov, V.N. Bondar (Odessa, UA)
- Nutritional assessment and prognosis in hospitalized patients with acute heart failure** **PI647**  
R. Gonzalez Ferreira, A. Varela Romen, I. Gomez Otero, P. Conde Sabaris, M. Moure Gonzalez, A. Seoane Blanco, S. Raposeiras Roubin, A. Garcia Castelo, A. Virgos Lamela, J.R. Gonzalez Juanatey (Santiago de Compostela, ES)
- Effect of liraglutide on myocardial glucose uptake and blood flow in non-diabetic heart failure patients** **PI648**  
R. Nielsen, A. Jorsal, P. Iversen, L. Tolbod, K. Bouchelouche, J. Sorensen, A. Flyvbjerg, H.J. Harms, H.E. Botker, H. Wiggers (Aarhus, DK)
- The significance of diabetes mellitus on left ventricular function and heart rate variability in patients with stable angina** **PI649**  
V. Stoickov, M. Deljanin Ilic, M. Stoickov, S. Andonov, T. Kostic, S. Saric, M. Gacinovic, M. Golubovic, D. Marinkovic, S. Mitic (Nis and Niska Banja, RS)
- Diabetes and treatment as predetermining factors of heart failure in patients with STEMI** **PI650**  
A. Duka, E. Zaimi, A. Kristo, L. Kresto, I. Sharka, J. Seiti, E. Tane, M. Xhafaj, E. Petrela, I. Balla (Tirana, AL)

## Heart failure imaging

- Impact of fibrosis extent on left ventricular deformation: application of 3D wall motion tracking technology in hypertrophic cardiomyopathy** **PI651**  
A. Pereira, N. Moreno, L. Marques, R. Pontes Dos Santos, H. Guedes, D. Seabra, J. Azevedo, P. Pinto (Penafiel, PT)
- Correlation between wall motion score and global longitudinal strain.** **PI652**  
B.F. Lourenco Marmelo, J. Gil, A. Delgado, L. Abreu, H. Antunes, L. Goncalves, D. Moreira, P.C. Ferreira, J. Cabral, J. Olivera Santos (Viseu, PT)
- Assessment of left ventricular mass in hypertrophic cardiomyopathy by three-dimensional echocardiography** **PI653**  
A. Pereira, L. Marques, N. Moreno, R. Pontes Dos Santos, H. Guedes, D. Seabra, J. Azevedo, P. Pinto (Penafiel, PT)
- Echocardiography in dyssynchrony assesement and factors related to its severity** **PI654**  
D. Duplyakov, Z. Vozhdaeva, E. Sysuenkova, E. Suslina, I. Fillipova (Samara and Togliatti, RU)

- Utility of myocardial deformation analysis in the heart failure** PI655  
 M. Martinez-Marín, C. Josa-Laorden, J. Rubio-Gracia, I. Lacambra-Blasco, M. Sanchez-Marteles, V. Garces-Horna, I. Torres-Courchoud, I. Gimenez-Lopez, J.I. Perez-Calvo, F. Roncales G-Blanco (Zaragoza, ES)
- Assessment of right ventricular systolic and diastolic parameters in pulmonary sarcoidosis** PI656  
 E. Ipek, S. Demirelli, E. Ermis, E. Yildirim, M. Ozturk, M. Yolcu, O. Araz, K. Kalkan (Erzurum and Istanbul, TR)
- Interatrial septal tissue doppler time intervals in patients with heart failure** PI657  
 M. Tserava, D. Tserava (Tbilisi, GE)
- Insights into cardiovascular alterations after pre-eclampsia: a 2D strain echocardiographic study** PI658  
 R. Orabona, E. Sciatti, E. Vizzardi, I. Bonadei, A. Valcamonico, M. Metra, T. Frusca (Brescia and Parma, IT)
- Reproducibility and value of quantitative computed tomography to diagnose heart failure in patients with non-ST-elevation myocardial infarction** PI660  
 A. Fabricius-Bjerre, T.J. Kuhl, P. Kumarathurai, H. Asraf, K.F. Kofoed, O.W. Nielsen (Copenhagen, DK; Oslo, NO)
- Cardiac magnetic resonance: diagnostic and therapeutic impact on suspected acute coronary syndrome with near normal coronary angiography** PI661  
 H. Nascimento, M. Braga, S.M. Oliveira, R. Rodrigues, M. Vasconcelos, T. Pinho, A.J. Madureira, P. Dias, M.J. Maciel (Porto, PT)
- Left ventricular diastolic function with cardiac magnetic resonance imaging in systemic sclerosis patients** PI662  
 L. Agoston-Coldea, Z. Marjanovic, N. Kachenoura, S. Lupu, D. Farge-Bancel, E. Mousseaux (Cluj-Napoca and Targu Mures, RO; Paris, FR)

## Biomarkers

- Biomarkers and drugs prescription before discharge in patients hospitalized with acute heart failure** PI663  
 E.R. Perna, M.L. Coronel, J.P. Cimbaro Canella, S.M. Macin (Corrientes, AR)
- Soluble ST2 in heart failure patients using a point-of-care-testing system** PI664  
 M. Noutsias, P. Aftanski, L. Seres-Sturm, T. Bekfani, P.C. Schulze, J.G. Westphal (Berlin and Jena, DE)
- Cystatin C and global longitudinal strain in patients with chagas disease: just a marker of kidney function?** PI665  
 L.E. Echeverria, L.S. Calvo-Betancourt, Z.M. Roa-Diaz, L.Z. Rojas-Sanchez, R.L. Campo-Torrenegra, A.M. Redondo-Gelvez, A.M. Torres-Bustamante, M.C. Villamizar (Floridablanca, CO)
- Galectin-3 and ST-2: association with inflammation and renal dysfunction in patients with chronic heart failure** PI666  
 E.A. Medvedeva, N.V. Shiljaeva, Y.V. Shchukin (Samara, RU)

- Salivary biomarkers related to cardiovascular parameters during physical effort challenge in menopausal women** PI667  
 L.C. Dima-Cozma, G. Perrone, C.M. Ghiciuc, M. Bernardi, L. Fattorini, M.R. Squeo, P. Gallopi, F. Ferrante, V. Pasquali, F.R. Patacchioli (Iasi, RO; Rome, IT)
- Mid-regional pro-adrenomedullin as a prognostic indicator of 1-year mortality after acute heart failure. MOLITOR substudy.** PI668  
 D. Stanojevic, S. Apostolovic, R. Jankovic-Tomasevic, S. Salinger-Martinovic, S. Dakic, S. Obradovic, E. Tahirovic, S. Radenovic, H.D. Dungen (Nis and Belgrade, RS; Berlin, DE)
- The impact of biological variability on biomarker monitoring.** PI669  
 S. Piper, J. Decourcey, R. Sherwood, G. Amin-Youssef, T.A. Mcdonagh (London, GB)
- Combining collagen type I-related biomarkers identifies a malignant phenotype of myocardial fibrosis in hypertensive heart failure** PI670  
 A. Gonzalez Miqueo, B. Lopez, S. Ravassa, R. Querejeta, K. Echezaray, J. Diez (Pamplona and San Sebastian, ES)
- Estimated plasma volume as a determinant of heart failure hospitalization: TREAT-HF data** PI671  
 I. Sari, H. Kaya, G. Acar, Y. Cavusoglu, M. Demir, H. Gungor, D. Oguz, L. Bekar, A.A. Sahin, M.B. Yilmaz (Istanbul, Sivas, Kahramanmaras, Eskisehir, Ankara, Aydin and Corum, TR)
- Galectin-3 serum levels are not associated with left ventricular remodeling in chronic heart failure outpatients** PI672  
 M.S. Lattarulo, M. Leone, F. Monitillo, C. Rizzo, D. Grande, P. Terlizze, V. Antoncacci, N. Aspromonte, M. Iacoviello (Bari and Rome, IT)
- Clinical value of cystatin-c levels in elderly patients with chronic heart failure preserved ejection fraction independent of renal function** PI673  
 Y. Mitsuke, C. Kiriba, Y. Suzuki, H. Tsutani (Fukui, JP)
- Pre-discharge high sensitivity cardiac troponin T predicts heart failure rehospitalisation and cardiac death in non-ischaemic acute heart failure: Marker of residual congestion?** PI674  
 T. Yingchoncharoen, N. Suvachittanont, M. Chandavimol, P. Vathesatogkit, S. Yamwong, P. Sritara (Bangkok, TH)
- The prognostic value of red cell distribution width and markers of inflammation in acute decompensated heart failure** PI675  
 P. Lazarev, E. Kotova, A. Shavarov, I.U. Karaulova, V. Filatov, G. Kiyakbaev, V. Moiseev (Moscow, RU)
- Haemoglobin - a simple biochemical variable in prediction of in-hospital mortality in heart failure patients** PI676  
 M. Vavlukis, I. Bojoski, F. Taneski, S. Paljoskovska, I. Kotlar, H. Taravari, E. Shehu, D. Kitanoski, S. Kedev (Skopje, MK)
- Cardiovascular biomarkers and severity of dyspnea predict readmission and death in patients hospitalised for acute dyspnea** PI677  
 N. Lund, K. Gransbo, O. Melander (Malmo, SE)
- Prognostic impact of C-reactive protein level on admission in patients with acute decompensated heart failure** PI678  
 H. Matsumoto, T. Kasai, S. Yatsu, A. Murata, T. Kato, S. Shoko, M. Hiki, A. Takagi, K. Miyauchi, H. Daida (Tokyo, JP)



- Prognostic value of biomarkers and co-morbidities in patients with acute heart failure: one year follow up** PI679  
 D. Petrovic, M. Deljanin Ilic, S. Stojanovic, S. Ilic (Niska Banja, RS)
- Neutrophil-to-lymphocyte ratio is a better marker for progression of renal dysfunction than neutrophil gelatinase associated lipocalin in heart failure** PI680  
 D. Ural, O. Argan, G. Kozdag, S. Bozyel, M. Aktas, K. Karauzum, I. Yilmaz, E. Dervis, A. Agir (Kocaeli, TR)
- The effect of early increases of alanine aminotransferase on mortality in cardiogenic shock: the CardShock study** PI681  
 T.A.J. Jantti, J.P. Lassus, J. Parissis, J. Tolonen, A. Sionis, J. Spinar, M. Banaszewski, K. Pulkki, A. Mebazaa, V.P. Harjola (Helsinki and Kuopio, FI; Athens, GR; Barcelona, ES; Brno, CZ; Warsaw, PL; Paris, FR)
- Significance of soluble ST2-receptor and NT-proBNP concentrations in acute decompensated heart failure patients long-term risk stratification** PI682  
 V.N. Protasov, A.A. Skvortsov, D. Koshkina, O.Y. Narusov, G.A. Tkachev, V.P. Masenko, S.N. Tereshchenko (Moscow, RU)
- Risk-stratifying biomarkers to predict new onset HFpEF: potential roles for BNP, hsTroponin and galectin-3** PI683  
 C.J. Watson, E.O.connell, J.O.reilly, S. James, J. Gallagher, M. Ledwidge, K. Mcdonald (Belfast, GB; Dublin, IE)
- NT-proBNP, ST2 and Galectin3: a multiparametric approach based on biomarkers to predict the risk of heart failure progression** PI684  
 D. Grande, M. Leone, F. Monitillo, C. Rizzo, M.S. Lattarulo, P. Terlizese, N. Aspromonte, F. Di Serio, M. Iacoviello (Bari and Rome, IT)
- Biomarkers of oxidative stress and heart failure** PI685  
 G. Kamceva, M. Vavlukis, D. Kitanoski, M. Zdravkovska, S. Dokuzova, S. Kedev (Stip and Skopje, MK)
- Some aspects of the effect of coenzyme Q10 on inflammatory processes, remodeling and functional status of endothelium in chronic heart failure** PI686  
 G. Kukharchik, L. Sichinava, L. Gaykovaya, A. Burbello, I. Yubrina, L. Sorokin (Saint-Petersburg, RU)
- Neutrophil to lymphocyte ratio - an independent predictor of mortality in patients with heart failure** PI687  
 C. Delcea, C.A. Buzea, A. Dima, A. Breha, R.A. Popescu, M. Dobranici, C. Stanescu, A.R. Dan, C. Baicus, G.A. Dan (Bucharest, RO)
- Combining natriuretic peptides and I, 25-dihydroxyvitamin D testing improves the predictive value for cardiovascular death in heart failure** PI688  
 D. Gruson, B. Ferracin, S. Ahn, M. Rousseau (Brussels, BE)
- Comparing baseline, admission and discharge natriuretic peptide levels (NT-proBNP) during admissions for acute decompensated heart failure: insights for a relative approach in guided treatment** PI689  
 S. Stienen, Y.M. Pinto, P.G. Meregalli, W.E. Kok (Amsterdam, NL)
- Diagnostic utility of cardiac biomarkers in discriminating takotsubo syndrome from acute myocardial infarction** PI690  
 C. Arantes, S. Fonseca, C. Quina-Rodrigues, G. Abreu, J. Martins, C. Braga, P. Azevedo, A. Gaspar, S. Rocha, J. Marques (Braga, PT)

## Nursing

- The effect of guided web-based cognitive behavioral therapy on patients with depressive symptoms and heart failure- a randomized controlled trial** **PI691**  
 J. Lundgren, Ö. Dahlstrom, G. Andersson, T. Jaarsma, A. Karner Kohlner, P. Johansson (Linköping, SE)
- Social support and adherence to the therapy in patients with heart failure: a systematic review** **PI692**  
 K. Philippou, E. Lambrinou, S. Ktisti, M. Kyriakou, N. Middleton (Limassol and Nicosia, CY)
- The effect of therapeutic education on self-care in patients with heart failure and implantable cardioverter defibrillator: study protocol for a randomised controlled trial** **PI693**  
 A. Durante, M.M.G. Maria Michela Gianino, R.S. Riccardo Sperlinga, E.V. Ercole Vellone (Passirana-Rho, Turin and Rome, IT)
- Sodium intake by patients with chronic heart failure in relation to hospitalisation for chronic heart failure.** **PI694**  
 R. Bakker, S. Kok, K. De Boer (Amsterdam, NL)
- The role of heart failure nurses in the up-titration of sacubitril/valsartan (LCZ-696)** **PI695**  
 M. Faraudo, P. Beltran, R. Freixa, O. Guri, J. Masip (Sant Joan Despí, ES)
- Healthcare providers' perception of exercise for heart failure patients: a qualitative study** **PI696**  
 L. Almstedt, A. Ed, T. Jaarsma, L. Klompstra, V. Yaari, B. Ben Avraham, T. Ben Gal (Linköping, SE; Petah Tikva, IL)
- Characteristics of patients in a heart failure unit according to two admission periods: 2001-2008 vs. 2009-2015** **PI697**  
 B. Gonzalez, R. Cabanes, M. Rodriguez, C. Rivas, N. Benito, A. Ros, M. Domingo, M. De Antonio, J. Lupon, A. Bayes-Genis (Badalona, ES)
- Supporting patient's decision making: putting patients in the driving seat** **PI698**  
 S.P. Welch, A.R. Lyon, J.P. Riley (London, GB)

## Population studies / Epidemiology

- 2.34% is the prevalence of congenital heart diseases in pre-employment echocardiography studies in egyptian adults** **PI699**  
 A. Al-Habbaa (Cairo, EG)
- Trajectory and predominant diagnoses of readmissions after hospitalization for heart failure** **PI700**  
 J.T. Niedziela, D. Pres, P. Rozentryt, J. Nowak, Z. Kalarus, W. Wojakowski, K. Mizia-Stec, Z. Gasior, L. Polonski, M. Gasior (Katowice, PL)
- Impact of an organized regional STEMI network on heart failure patient characteristics in a heart failure clinic: pre-primary PCI (2001-2008) vs. Primary PCI (2009-2015)** **PI701**  
 M. De Antonio, M. Domingo, C. Diez-Lopez, B. Gonzalez, R. Cabanes, M. Rodriguez, C. Rivas, E. Zamora, J. Lupon, A. Bayes-Genis (Badalona, ES)
- The incidence of diabetes mellitus type II in patients with acute coronary syndromes in an urban population during the last decade** **PI702**  
 A. Samentzas, D. Papadimitriou, D. Papasaikas, G. Sionis, G. Papagiannis, A. Paschalis, P. Stougiannos, A. Zikos, A. Trikas (Athens, GR)

- Effect of heart failure prevention strategy on lifestyle behaviour** P1703  
S.I. James, E. Tallon, D. Connell, E.O. Connell, M.D. Wilkinson, C. Watson, J. Gallagher, M. Ledwidge, K. Mc Donald (Dublin, IE)
- Chronic heart failure and medication adherence in elderly patients: results from heart failure unit, mohamed the 6th university hospital, marrakech, morocco** P1704  
M. Khramaz, M. Elhattaoui, S. Elkarimi, D. Benzeroual (Marrakech, MA)
- External validation of the Redin-SCORE in a contemporary cohort of outpatients with advanced heart failure** P1705  
J. Alvarez-Garcia, E. Sole Gonzalez, A. Ferrero-Gregori, S. Mirabet Perez, V. Brossa Loidi, J. Sanchez Vega, N. Mesado Batalla, M.J. Pirla Buxo, J. Cinca Cuscullola, E. Roig Minguell (Barcelona, ES)
- Clinical characteristics and outcomes of young adults hospitalised with heart failure in Asia** P1706  
M.R. Macdonald, S. Lee, D.M. Yang, Y. Cao, K. Wong, K.L. Tong, K.T. Leong (Singapore, SG)
- Trends in heart failure hospitalizations, patient characteristics, in-hospital and 1-year mortality: a population study, from 2000 to 2012.** P1707  
M. Frigerio, S. Scalvini, O. Agostoni, C. Mazzali, P. Barbieri, F. Ieva, M. Maistrello, C. Masella, A.M. Paganoni, L. Merlino (Milan, Lumezzane and Melegnano, IT)
- Poor heart failure epidemiology knowledge due to incomplete clinical diagnosis at discharge. Analysis of administrative data of a nationwide population** P1708  
A. Esteban, R.B.F. Bover Freire, C. Fernandez, J. Elola, J.L. Bernal, J.V. Segura, V. Bertomeu, I. Vilacosta, C. Macaya (Madrid and Alicante, ES)

**Exercise testing & training**

- Motivation and daily physical activity in heart failure patients - a cross sectional pilot study** P1709  
A. Ed, L. Almstedt, T. Jaarsma, L. Klompstra, V. Yaari, B. Ben Avraham, T. Ben Gal (Linkoping, SE; Petah Tikva, IL)
- Effects of aerobic interval training on quality of life and on exercise capacity in patients with heart failure and CRT** P1710  
T. Lelyavina, M.Y.U. Sitnikova, V.L. Galenko (Saint Petersburg, RU)
- Predictors of low functional capacity in moderate-severe left ventricular systolic dysfunction patients included in a cardiac rehabilitation program.** P1711  
O. Gonzalez Fernandez, P. Meras Colunga, V. Rial Baston, J. Irazusta Cordoba, R. Dalmau Gonzalez-Gallarza, C. Alvarez Ortega, R. Mori Junco, I. Ponz De Antonio, A. Castro Conde, J.L. Lopez Sendon (Madrid, ES)
- Predictors of post-rehabilitation exercise capacity in heart failure patients** P1712  
T. Lelyavina, M.Y.U. Sitnikova, V.L. Galenko (Saint Petersburg, RU)
- Usefulness of exercised-based cardiac rehabilitation in heart failure patients after myocardial infarction** P1713  
I. Burazor, S. Susak, P. Seferovic, Z. Cosic, M. Andjic, J. Stepanovic, S. Kostic, A. Yehuda (Belgrade and Sremska Kamenica, RS; Tel Aviv, IL)
- Power spectral analysis of heart rate variability during the postural change from sitting to upright position reveal sympathetic hyperactivity** P1714  
T. Miyata, S. Oishi, Y. Taniguchi, H. Kawai, Y. Yasaka, H. Yokoyama (Himeji, JP)

- Chronotropic Incompetence and dynamic post-exercise autonomic dysfunction are associated with the presence and severity of erectile dysfunction** **PI715**  
 A. Samentzas, C. Vlachopoulos, N. Ioakeimidis, D. Terentes-Prinzios, A. Angelis, P. Xaplanteris, P. Pietri, A. Trikas, D. Tousoulis (Athens, GR)
- Reproducibility of 6-minute walk test in hemodialysed heart failure patients** **PI716**  
 B. Leskovar, T. Furlan, B. Kljucevsek, A. Adamlje, M. Lainscak (Trbovlje and Celje, SI)
- The usual physical activity predicts mortality in elderly patients with advanced heart failure.** **PI717**  
 F. Cacciatore, F. Mazzella, N. Ferrara, G. Furgi, F. Rengo, E. Della Valle, P. Abete (Telese Terme and Naples, IT)
- Regional differences in exercise training implementation in heart failure: subanalyses from the ESC ExtraHF survey** **PI718**  
 S. Binno, A. Verde, G.Q. Villani, U. Corra, P. Seferovic, T. Jaarsma, J.P. Schmid, G. Filippatos, P.P. Ponikowski, M.F. Piepoli (Piacenza and Veruno, IT; Belgrade, RS; Linkoping, SE; Bern, CH; Athens, GR; Wroclaw, PL)
- Additional criteria of urgency of heart transplantation for patients in UNOS-2 status according to spiroergometry stress testing** **PI719**  
 V.A. Sujayeva (Minsk, BY)

**Prognosis**

- Two-year follow-up of patients with acute myocardial infarction with ST elevation and new onset atrial fibrillation in relation to fibrinolytic therapy or primary PCI** **PI720**  
 A.B. Boskovic, M. Vukmirovic, M. Rabrenovic, S. Dragnic, O. Orlandic, A. Nenezic, S. Vujosevic, M. Medenica, G. Nikolic (Podgorica, ME)
- Predictors of hospital mortality in a specific population of women with acute myocardial infarction and an ejection fraction lesser than 40%** **PI721**  
 C. Costa, D. Duraao, M. Leal (Santarem, PT)
- Cardiac cachexia and its impact on survival in Asian patients** **PI722**  
 A. Saboe, B.B. Tiksnadi, A. Purnomowati, T.M. Aprami (Bandung, ID)
- The heart failure marker TWEAK predicts survival in critically ill patients** **PI723**  
 M. Luedde, C. Roderburg, F. Benz, A. Koch, C. Trautwein, T. Luedde, F. Tacke, N. Frey (Kiel and Aachen, DE)
- Influence of cardiopulmonary exercise test results on mortality after cardiac transplant** **PI724**  
 C.M.F. Strong, P. Freitas, C. Aguiar, A. Ferreira, S. Guerreiro, G. Rodrigues, A. Ventosa, M.J. Rebocho, J.P. Neves, M. Mendes (Lisbon, PT)
- Abnormal liver function and renal function impairment as an expression of multiorgan failure in acute decompensated cardiac failure** **PI725**  
 M.L. Talavera, I. Chillik, A. Acosta, R. Campos, M.S. Trivi, M. Diez (Buenos Aires, AR)
- Heart failure admission: does the phenotype matter?** **PI726**  
 J.M. Ribeiro, M. Madeira, R. Teixeira, S. Alexandrina, L. Puga, L. Goncalves (Coimbra, PT)
- The relationship between smoking habits and depressive symptoms in patients with systolic heart failure** **PI727**  
 G. Kozdag, K. Hebert, D. Ural, I. Gogichaishvili, L. Arcement, O. Argan, A. Agacdiken Agir (Kocaeli, TR; Wakasha Wisconsin, Cleveland, Ohio and Houma Louisiana, US)

- Heart failure determines survival in haemodialysis patients** P1728  
I. Simova, L. Kambova, G. Bortolan, I. Christov, T. Katova, A. Nossikoff (Sofia, BG; Padova, IT)
- Annual prognostic factors in chronic heart failure in octogenarians and nonagenarians** P1729  
A. Cichocka-Radwan, M. Lelonek (Lodz, PL)
- New clinical assessment scale - useful tool to analysis effect of treatment and prognosis of patients with heart failure** P1730  
Y. Mareev, V. Mareev (London, GB; Moscow, RU)
- Differential prognostic impact of atrial fibrillation in non-obese vs. obese patients with heart failure with preserved ejection fraction** P1731  
M. Yagawa, Y. Nagatomo, Y. Izumi, K. Mahara, Y. Shiraishi, T. Inohara, A. Mizuno, A. Goda, S. Kohsaka, T. Yoshikawa (Fuchu, Tokyo and Mitaka, JP)
- Validation of the MAGGIC heart failure risk score in Korean heart failure registry** P1732  
B.S. Yoo, E.H. Choi, S.S. Khanam, M.C. Cho, E.S. Jeon, D.J. Choi, B.H. Oh, S.H. Baek (Wonju, Cheongju, Seoul and Seongnam, KR)
- Impact on late clinical outcomes of permanent pacemaker implantation after transcatheter aortic valve implantation.** P1733  
E. Munoz-Garcia, A. Ruiz-Salas, M. Munoz-Garcia, A.J. Munoz Garcia, J. Fernandez-Pastor, J. Pena, A.J. Dominguez-Franco, J.M. Hernandez-Garcia, J. Alzueta-Rodriguez, E. De Teresa-Galvan (Malaga and Jaén, ES)
- Prognostic value of diuretic dose in ambulatory patients with chronic heart failure** P1734  
E. Rocco, A. Manerba, M. Triggiani, C. Villa, P. Sacristani, I. Papa, N. Dasseni, S. Nodari (Brescia, IT)
- Effect of left ventricular systolic dysfunction on clinical outcome after transcatheter aortic valve implantation** P1735  
E. Munoz-Garcia, M. Munoz-Garcia, A.J. Munoz Garcia, F. Carrasco-Chinchilla, I. Rodriguez-Bailon, J.M. Garcia-Pinilla, M.F. Jimenez-Navarro, J.H. Alonso-Brilaes, J.M. Hernandez-Garcia, E. De Teresa-Galvan (Malaga and Jaén, ES)
- Mortality risk of chronic heart failure patients according to non-invasive lung impedance and New York heart association class in the impedance-HF trial** P1736  
M. Shochat, A. Shotan, I. Kleiner, M. Kazatsker, I. Dahan, D. Blondheim, A. Asif, J. Weinstein, S. Meisel (Hadera and Beer Sheva, IL)
- Prognostic impact of acute heart failure on long-term mortality in patients with ST-elevation myocardial infarction** P1737  
L. Savic, I. Mrdovic, M. Asanin, G. Krljanac, R. Lasica, D. Rajic (Belgrade, RS)
- Differential prognostic value of post-exercise heart rate recovery in patients with chronic heart failure according to etiology** P1738  
J.C. Youn, S.Y. Lee, S.W. Choi, S.W. Han, K.H. Ryu, S.M. Kang (Hwaseong and Seoul, KR)

**Pulmonary hypertension**

- Angiotensin-converting enzyme inhibitors, angiotensin-II receptor antagonists, beta-blockers and ivabradine as supportive therapy in pulmonary hypertension: drug safety and tolerability** P1739  
M. Correale, S. Quiete, R. Petrucci, A. Ferraretti, G. Padovano, S. Zicchino, I. Monaco, R. Ieva, N.D. Brunetti, M. Di Biase (Foggia, IT)

- Right ventricle systolic remodeling index is a new echocardiography parameter that predicts long time survival in patients with pulmonary hypertension** PI740  
 V. Illatopa, F. Cordova, J. Ortega, O. Aguirre (Lima, PE)
- Exercise-induced oxygen desaturation in patients with idiopathic pulmonary arterial hypertension** PI741  
 R. Demir, U.Y. Sinan, M.S. Kucukoglu (Istanbul, TR)
- Accuracy and precision of systolic pulmonary pressure assessed by echocardiography among patients with pulmonary hypertension** PI742  
 A. Lescano, A. Lavalle Cobo, H. Santa Maria, G. Damianich, A. Ferro, N. Gonzalez, C. Musante, G. Dionisio, M. Gonzalez, H. Grancelli (Buenos Aires, Quilmes and Caba, AR)
- Prevalence of adverse prognostic factors at diagnosis of pulmonary hypertension** PI743  
 A. Lavalle Cobo, A. Ferro, H. Gomez Santamaria, G. Damianich, N. Gonzalez, E. Bezmanovich, V. Daru, M. Gonzalez, H. Grancelli, A.J. Lescano (Buenos Aires, AR)
- Right ventricle characterization in patients with severe pulmonary hypertension due to post tricuspid shunts in contrast with other etiologies.** PI744  
 V. Illatopa, F. Cordova, J. Ortega, O. Aguirre (Lima, PE)
- Right ventricular vascularization in patients with pulmonary arterial hypertension.** PI745  
 W. Magon, J. Stepniewski, M. Waligora, P. Podolec, G. Kopec (Krakow, PL)

## Right ventricular function

- Assessment of right ventricular to pulmonary circulation uncoupling at peak exercise in heart failure by the relationship between pulmonary systolic pressure vs free-wall right ventricular strain** PI746  
 V. Donghi, F. Bandera, V. Labate, G. Generati, M. Pellegrino, E. Alfonzetti, M. Guazzi (San Donato Milanese, Milan, IT)
- Pediatric heart transplantation recipients: echocardiographic evaluation of right heart structure and function** PI747  
 R. Gravino, G. Limongelli, A. Petraio, R. Vastarella, D. Masarone, T. Marrazzo, C. Amarelli, C. Maiello, M.G. Russo, G. Pacileo (Naples, IT)
- Echocardiography predicts right ventricular size and function in patients with dilated cardiomyopathy: a comparison with magnetic resonance imaging** PI748  
 K. Broch, E. Hopp, L. Gullestad, S. Aakhus (Oslo, NO)
- Right ventricular improvement parallels left ventricular improvement after introduction of therapy for dilated cardiomyopathy** PI749  
 K. Broch, E. Hopp, A.K. Andreassen, S. Aakhus, L. Gullestad (Oslo, NO)
- Value of global longitudinal strain in right ventricle myocardial infarction diagnosis** PI750  
 B. Reki, R. Hammami, F. Triki, N. Tabebi, M. Hentati, L. Abid, S. Kammoun (Sfax, TN)
- Correlation of ST-2 blood levels and the condition of the right heart departments in patients with severe heart failure** PI751  
 M.G. Koliadko, A.K. Kurlianskaya, T.L. Denisevich, Y.P. Ostrovsky (Minsk, BY)
- Clinical scores for right ventricular failure prediction after left ventricular assist device implantation: should we trust them?** PI752  
 P. Tozzi, R. Hullin, F. Gronchi, G. Siniscalchi, P. Yerly, C. Marcucci (Lausanne, CH)

**Left ventricular function**

- Inducible myocardial ischemia due to obstructive coronary artery disease is associated with subclinical LV dysfunction in patients with stable angina** P1753  
 C. Caselli, V. Lorenzoni, M. Lombardi, R. Sicari, A.J. Scholte, J. Knuuti, S.R. Underwood, A. Clerico, M. Emdin, D. Neglia (Pisa and San Donato Milanese, IT; Leiden, NL; Turku, FI; London, GB)
- Correlates of reduced left ventricle ejection fraction in young patients with acute myocardial infarction** P1754  
 A.M. Andronescu, C.S. Stamate, A. Nechita, V. Enache, R.L. Ploesteanu, M. Dorobantu (Bucharest, RO)
- Recovery of left ventricular systolic function: implications for the implantation of icd and crt-d?** P1755  
 S. Alegria, O. Simoes, R. Miranda, S. Almeida, A.R. Almeida, L. Lopes, D. Caldeira, C. Gomes, L. Brandao, H. Pereira (Almada, PT)
- Three-dimensional and speckle tracking echocardiography application for early identification of left ventricular remodelling after myocardial infarction** P1756  
 A. Karuzas, T. Ptasinikas, J. Atkocaityte, E. Tamuleviciute-Prasciene, G. Muckiene, E. Jankauskiene, D. Zaliaduonyte-Peksiene (Kaunas, LT)
- Left ventricular remodeling in women with surgical and natural menopause** P1757  
 N. Lareva, A. Govorin, E. Luzina (Chita, RU)
- ST-elevation myocardial infarction with reduced left ventricular ejection fraction: insights into persisting left ventricular dysfunction. A pPCI-Registry analysis.** P1758  
 D. Stolfo, M. Cinquetti, M. Merlo, S. Santangelo, G. Barbati, M. Alonge, A. Salvi, A. Perkan, G. Sinagra (Trieste, IT)
- Systolic performance of the left ventricle after myocardial infarction. The absence of ST elevation costs myocardium** P1759  
 K. Keramida, N. Kouris, C.D. Olympos, P. Nihoyannopoulos (London, GB; Athens, GR)

**HFpEF - Heart failure with preserved ejection fraction**

- The role of diastolic heart failure in the development of atrial fibrillation paroxysms in patients with hypertension** P1760  
 D.A. Pilant, V.A. Lollini (Vitebsk, BY)
- Features of very elderly heart failure patients between heart failure with preserved ejection fraction and heart failure with reduced ejection fraction.** P1761  
 K. Satogami, Y. Nozawa, T. Akasaka (Arida and Wakayama, JP)
- Heart failure with preserved ejection fraction: is the role of arterial stiffness established?** P1762  
 E. Gorga, E. Sciatti, V. Regazzoni, M. Gavazzoni, E. Trichaki, F. Pasini, E. Vizzardi, I. Bonadei, M. Metra, R. Raddino (Brescia, IT)
- Timing of left ventricular deformation and dyssynchrony in HFpEF and treated arterial hypertension** P1763  
 M. Cikes, T. Biering-Sorensen, A. Santos, E. Kraigher-Krainer, S. Cheng, S.D. Solomon (Zagreb, HR; Boston, US; Porto Alegre, BR; Berlin, DE)

**Reporting quality of randomised controlled trials investigating efficacy of pharmacological therapies for heart failure with preserved ejection fraction** PI764

S. Zheng, F.T. Chan, E. Maclean, S. Jayakumar, A. Nabeebaccus (London and Eastbourne, GB)

**Diagnosis, clinical course and one-year outcome in patients hospitalized for heart failure with preserved ejection fraction - results from the polish cohort of the ESC-HF long-term registry** PI765

A. Kaplon Cieslicka, A. Tyminska, M. Peller, P. Balsam, K. Ozieranski, M. Marchel, M.G. Crespo-Leiro, A.P. Maggioni, J. Drozd, G. Opolski (Warsaw and Lodz, PL; La Coruña, ES; Florence, IT)

**Myocardial contraction fraction stratifies prognosis in HFpEF caused by AL of m-ATTR cardiac amyloidosis** PI766

S. Perlini, P. Milani, L. Obici, F. Musca, F. Salinaro, R. Mussinelli, M. Boldrini, G. Rizzola, G. Palladini, G. Merlini (Pavia and Milan, IT)

**Additional value of Galectin-3 respect to BNP in acute heart failure patients with preserved ejection fraction** PI767

M. Beltrami, G. Ruocco, B. Franci, B. Lucani, E. Aloia, R. Nuti, A. Palazzuoli (Siena, IT)

## Basic Science - Poster discussant - 10:00 - 11:00 PI768

L.W. Van Laake (Utrecht, NL); D. Hilfiker-Kleiner (Hannover, DE); J. Heineke (Hannover, DE); J. Haendeler (Duesseldorf, DE); E. Brakenhielm (Rouen, FR)

## Basic Science: Drug therapy, other

**Complex effects of the myosin activator omecamtiv mecarbil on cardiac contractility** PI769

F.O. Levy, O. Orstavik, S.J. Sollie, K.W. Andressen, T. Skomedal, J.-B. Osnes, K.A. Krobert (Oslo, NO)

**Comparative bioenergetic effects of levosimendan and omecamtiv mecarbil in guinea-pig cardiac myocytes** PI770

D. Puetz, M. Kohlhaas, C. Maack (Homburg, DE)

**Circulating blood levels of growth differentiation factor II are decreased in dogs with heart failure and restored after long-term therapy with elamipretide (Bendavia, MTP-131)** PI771

H.N. Sabbah, R.C. Gupta, V. Sing-Gupta (Detroit, US)

**Trimetazidine effects on the quality of life of women with chronic heart failure** PI772

N.A. Koriagina, A.V. Petrisheva, A.A. Shadrin, L.M. Vasilts, V.V. Schekotov (Perm, RU)

## Basic Science: Renin-angiotensin-aldosterone antagonists

**Finerenone inhibits mechanisms of cardiac fibrosis in vitro** PI773

D. Lavall, N. Jacobs, P. Kolkhof, M. Boehm, U. Laufs (Homburg and Wuppertal, DE)



## Basic Science: HFpEF - Heart failure with preserved ejection fraction

**Effect of neuregulin-1 on angiotensin II-induced ventricular inflammation, fibrosis and stiffening**

PI774

Z. Vermeulen, L. Vandekerckhove, V.F.S. Segers, A.S. Hervent, G.W. De Keulenaer (Antwerp, BE)

## Basic Science: Animal models and experimentation

**Distinct myocardial expression of mitochondrial regulators is associated with characteristic differences of in vivo hemodynamics in physiological and pathological left ventricular hypertrophy**

PI775

A. Olah, B.T. Nemeth, C. Matyas, A. Lux, M. Ruppert, D. Kellermayer, A.A. Sayour, L. Szabo, B. Merkely, T. Radovits (Budapest, HU)

**An allogeneic bioengineered myocardial graft limits infarct size and improves cardiac function: pre-clinical study in the porcine myocardial infarction model**

PI776

I. Perea Gil, C. Prat-Vidal, C. Galvez-Monton, S. Roura, A. Lluçia-Valdeperas, C. Soler-Botija, I. Diaz-Guemes, V. Crisostomo, F.M. Sanchez-Margallo, A. Bayes-Genis (Badalona and Caceres, ES)

**Chronic phosphodiesterase-5 inhibition prevents the development of diabetic cardiomyopathy in a rat model of type-2 diabetes mellitus**

PI777

T. Radovits, C. Matyas, A. Olah, B.T. Nemeth, D. Kellermayer, M. Ruppert, M. Torok, L. Szabo, A.A. Sayour, B. Merkely (Budapest, HU)

**Bicoronary infusion of nitroglycerin and atrial natriuretic peptide improves diastolic distensibility in healthy pigs.**

PI778

A. Alogna, M. Manning, B. Zirngast, M. Schwarzl, P. Steendijk, B. Pieske, H. Post (Berlin and Hamburg, DE; Graz, AT; Leiden, NL)

**Intravenous administration of CoQ10 evokes increase in NO-mediated blood vessels relaxation**

PI779

O.S. Medvedev, L.P. Kozaeva, E.A. Gorodetskaya, E.I. Kalenikova (Moscow, RU)

**Prolonged dipyridamole use is associated to amelioration of myocardial perfusion disturbance in experimental chronic Chagas cardiomyopathy**

PI780

D.M. Tanaka, E.E.V. Carvalho, L.F.L. Oliveira, M.M.D. Romeno, G.G. Oliveira, A.C.L. Barros-Filho, F.F.F. Ribeiro, J.S. Silva, J.A. Marin-Neto, M.V. Simoes (Ribeirao Preto, BR)

**The Wilms tumour 1 gene as a molecular discriminator between ischemic and non-ischemic end-stage heart failure**

PI781

M. Torrado, A. Mikhailov, M.G. Crespo-Leiro, C. Pradas-Irun, D. Vasquez-Echeverri, G. Marron-Linares, N. Suarez-Fuentetaja, R. Munoz-Chapuli (La Coruna and Malaga, ES)

**Protective effect of doxycycline against the development of isoproterenol induced heart failure**

PI782

A. Riba, L. Deres, K. Eros, B. Sumegi, T. Kalman, R. Halmosi, E. Szabados (Pecs, HU)

**Expression of IL-33/ST2 system in non-cardiac tissues after myocardial infarction.**

PI783

A. Lax, J. Sanchez-Mas, M.C. Asensio-Lopez, I. Simon-Saez, M.J. Fernandez-Del Palacio, M.T. Perez-Martinez, M. Navarro, I. Garrido-Bravo, F.J. Pastor-Perez, D.A. Pascual-Figal (Murcia, ES)

- Fimasartan protects cardiac myocyte damage in ischemic heart diseases** PI784  
 B.K. Lim, S.J. Park, J.S. Kwon, E.J. Kim, D.J. Choi (Goesan-Gun, Seoul and Seongnam, KR)
- TBX1 in cardiac remodeling induced after myocardial infarction.** PI785  
 J. Sanchez-Mas, A. Lax, M.C. Asensio-Lopez, M.J. Fernandez-Del Palacio, I. Simon-Saez, L. Caballero, M.T. Perez-Martinez, M. Navarro, I. Garrido-Bravo, D.A. Pascual-Figal (Murcia, ES)
- Three engineered allogeneic porcine iPSCs scaffolds after myocardial infarction in swine** PI786  
 C. Galvez-Monton, C. Soler-Botija, I. Diaz-Guemes, M. Marti, O. Iglesias-Garcia, C. Prat-Vidal, V. Crisostomo, F.M. Sanchez-Margallo, A. Raya, A. Bayes-Genis (Badalona, Caceres and Barcelona, ES)
- Effect of exercise training on cardiac FNDC5 and BDNF post myocardial infarction** PI787  
 H.W. Lee, H.W. Wang, C. Roeske, M. Ahmad, F.H.H. Leenen (Ottawa, CA)
- Dietary-induced obesity causes cardiomyopathy in Lee-Sung minipigs model -- role of mitochondrial dynamics and oxidative stress** PI788  
 S.J. Li, J.Y. Wang, C.Y. Chen (Taipei, TW)
- Zebrafish model to study heart failure progression** PI789  
 I. Emens, A.I. Lumley, Y. Devaux, D.R. Wagner (Strassen and Luxembourg, LU)
- Non-invasive evaluation of an engineered bioactive graft using impedance spectroscopy after myocardial infarction in swine** PI790  
 C. Galvez-Monton, R. Bragos, C. Soler-Botija, I. Diaz-Guemes, C. Prat-Vidal, V. Crisostomo, F.M. Sanchez-Margallo, P. Bogonez-Franco, S. Roura, A. Bayes-Genis (Badalona, Barcelona and Caceres, ES)
- Pulmonary artery banding-induced adaptive and maladaptive remodelling of the right ventricle in the rat** PI791  
 P. Mendes-Ferreira, D. Santos-Ribeiro, R. Adao, C. Maia-Rocha, M. Mendes-Ferreira, C. Sousa-Mendes, A.F. Leite-Moreira, C. Bras-Silva (Porto, PT)
- Kv4.x ion channels expression reorganized on cardiomyocytes with altered mechanical and physiological parameters influenced by ophiobolins** PI792  
 V. Szuts, O. Bencsik, Z.S. Szegletes, F. Otvos, J.G. Kiss, L. Rovo, G. Varo, K. Halasy (Szeged and Budapest, HU)
- The induction of mild hypothermia increases pulmonary vascular resistance in healthy pigs** PI793  
 A. Alogna, M. Manninger, B. Zirngast, J. Verderber, D. Zweiker, M. Schwarzl, P. Steendijk, H. Maechler, B. Pieske, H. Post (Berlin and Hamburg, DE; Graz, AT; Leiden, NL)
- Value of amino acids for cardioprotection** PI794  
 A. Korda, A.V. Iovve (Minsk, BY)
- Multiparametric MRI-based characterization of atrial and ventricle function in relationship to changes in ACE/ACE-2 angiotensin profile in mice with dilated cardiomyopathy** PI795  
 U. Tyrankiewicz, M. Olkowicz, M. Jablonska, A. Orzylowska, A. Bar, K. Jezkova, M. Bartus, R.T. Smolenski, T. Skorka, S. Chlopicki (Krakow and Gdansk, PL; Prague, CZ)
- Mouse cardiac LXRalpha overexpression as a model to modulate cardiac metabolism and trigger specific fetal gene expression to ameliorate pathological hypertrophy** PI796  
 R.A. De Boer, M.V. Cannon, J.W.A. Sijbesma, I. Vreeswijk-Baudoin, L.J. De Windt, M.A.F. Khan, K.R. Steffensen, H.H. Sillje, W.H. Van Gilst (Groningen and Maastricht, NL; Stockholm, SE)

**Basic Science: Cellular biology**

- Hypertrophy induced KIF5B controls mitochondrial localization and function in neonatal rat cardiomyocytes** PI797  
 H.H.W. Sillje, W. Tigchelaar, A.M. De Jong, V.W. Bloks, W.H. Van Gilst, R.A. De Boer (Groningen, NL)
- Hyperinsulinemia and overweight in obese Zucker rats effectively suppressed by exercise training with hypoxia recovery** PI798  
 W.S. Hu (Taichung, TW)
- ERK1/2 mediates lipopolysaccharide-upregulated FGF-2, uPA, MMP-2, MMP-9 and cellular migration in primary cardiac fibroblasts** PI799  
 W.S. Hu (Taichung, TW)

**Basic Science: Cell signalling**

- PKA/PKC mediated changes in phosphorylation of inhibitor-1 at residues thr35 and ser67 contribute to elevated intracellular sodium in failing hearts** PI800  
 D. Pavlovic, K. Wittkopper, A. El-Armouche, M. Shattock (London, GB; Dresden, DE)
- A new potential strategy for targeting pathological cardiac hypertrophy: the dimer interface of ERK1/2** PI801  
 A. Tomasovic, M. Huemmert, K. Lorenz (Würzburg, DE)
- A central role for Hippo pathway and actin filament dynamics in microRNA-induced cardiomyocyte proliferation** PI802  
 C. Torrini, M.I. Gutierrez, L. Zentilin, L. Braga, M. Mano, S. Zacchigna, E. Dirx, M. Giacca (Trieste, IT)
- Cardiac specific overexpression of phosphodiesterase 4b in mice limits beta-adrenergic response and associated pro-arrhythmic ca(2+) events** PI803  
 S. Karam, I. Bedioun, M. Lindner, P. Mateo, A. Varin, F. Lefebvre, P. Lechene, R. Fischmeister, J. Leroy, G. Vandecasteele (Châtenay-Malabry, FR)
- Evidence and role of neuronal sodium channel Nav1.8 in human failing cardiomyocytes** PI804  
 S. Ahmad, N. Dybkova, N. Hartmann, P. Tirilomis, T.H. Fischer, N. Frey, G. Hasenfuss, S. Sossalla (Gottingen and Kiel, DE)
- Impact of GMP-PKG pathway modulation on titin phosphorylation and titin-based myocardial passive stiffness** PI805  
 N. Hamdani, M. Herwig, S. Hoepfer, M. Krueger, D. Koesling, M. Khun, W.A. Linke (Bochum, Bad Nauheim and Würzburg, DE)

**Basic Science: Gene and cell therapy**

- C.kit+ resident cardiac stem cells improve left ventricular fibrosis in pressure overload** PI806  
 A. Kazakov, T. Meier, C. Werner, R. Hall, B. Klemmer, C. Koerbel, F. Lammert, C. Maack, M. Bohm, U. Laufs (Homburg, DE)
- An in vivo selection strategy for the identification of novel cytokines inducing cardiac retention of murine mesenchymal stromal cells after myocardial infarction** PI807  
 F. Bortolotti, G. Ruozi, A. Falcione, L. Zentilin, S. Zacchigna, M. Giacca (Trieste, IT)

- The H19 long non-coding RNA regulates pathological cardiac hypertrophy** PI808  
 J.A. Kleeberger, J. Viereck, R. Kumarswamy, S. Batkai, A. Foinquinos, F. Weidemann, T. Thum  
 (Hannover and Wurzburg, DE)
- Safety and efficacy of transendocardial injection of induced-pluripotent stem cell-derived mesenchymal cells in a swine subacute model of myocardial ischemia.** PI809  
 R. Sanz Ruiz, V. Crisostomo Ayala, A. Casado Plasencia, M.E. Fernandez Santos, N. Montserrat Pulido, S. Suarez Sancho, A.M. Climent, F. Atienza Fernandez, F.M. Sanchez Margallo, F. Fernandez-Aviles (Madrid, Caceres and Barcelona, ES)
- Safety and efficacy of first in-human use of muscle-derived stem cells transfected with connexin-43 gene for chronic heart failure** PI810  
 A. Gwizdala, T. Kolanowski, N. Rozwadowska, A. Malcher, A. Cieplucha, B. Perek, E. Straburzynska-Migaj, W. Cholewinski, S. Grajek, M. Kurpisz (Poznan, PL)
- A combined cellular and surgical ventricular reconstruction therapeutic approach produces attenuation of remodeling in infarcted rats** PI811  
 M. Bonios, M. Nana, S. Vakrou, C.J. Kapelios, D. Perrea, J. Nanas, K. Malliaras (Athens, GR)
- First evidence of cardiac stem cells from the left ventricular apical tip in patients undergone LVAD implant** PI812  
 M. Cameli, F.M. Righini, S. Sparla, C. Di Tommaso, E. Incampo, A. Dokollari, C. Sassi, D. Tacchini, M. Maccherini, S. Mondillo (Siena, IT)
- Candesartan cilexetil and extract of Polygonum sp. influence on the number of stem cells in vitro** PI813  
 A. Belayeva (Minsk, BY)
- Epigenetically reprogrammed mesenchymal stem cells improve myocardial remodeling and cardiac function after myocardial infarction by modulating post-infarct inflammation and neoangiogenesis** PI814  
 J.J. Kim, K.Y. Lee, T.H. Kim, H.J. Park, B.H. Hwang, S.M. Seo, C.J. Kim, S.W. Jang, E.J. Cho, K. Chang (Seoul, KR)
- Understanding the metabolism of cardiac progenitor cells: a first step towards controlling their proliferation and differentiation?** PI815  
 E. Andre, A. De Pauw, P. Porporato, C. Bouzin, N. Draoui, P. Sonveaux, J.-L. Balligand (Brussels, BE)
- Enhancement of the paracrine potential of human adipose derived stem cells when cultured as spheroid bodies** PI816  
 C. Sid-Otmame, H.Q. Ly (Montreal, CA)
- Bone marrow cell transplantation in acute myocardial infarction and left ventricular dysfunction: lack of long term beneficial effects** PI817  
 U. Corvi, A. Malagoli, A. Verde, S. Binno, L. Surdi, M.C. Murreu, C. Armentano, G.Q. Villani, M.F. Piepoli (Piacenza, IT)

## Basic Science: Ischemia / Reperfusion / Preconditioning / Postconditioning

- Comparative assessment of left ventricular remodeling in patients after coronary artery bypass grafting, depending on the method of operation** PI818  
 G. Abzalova, G.F. Abzalova, S.D. Mayanskaya (Kazan, RU)
- Pre-hospital delay in patients with ST-elevation-myocardial infarction: clinical characteristics and outcomes** PI819  
 A. Correia, B. Silva, M. Neto, J. Monteiro, A.C. Alves, D. Pereira (Funchal, PT)
- The association between percutaneous coronary intervention and abdominal or thoracic drainage of congestive heart failure with reduced ejection fraction patients** PI820  
 K. Salem, S. Khaled, O. Elkhateeb (Makkah, SA)
- The influence of remodeling of left ventricle on results of surgical treatment of ischemic heart disease** PI821  
 G. Abzalova, G.F. Abzalova, S.D. Mayanskaya (Kazan, RU)
- Serum uric acid levels and heart failure in acute myocardial infarction** PI822  
 A. Djokovic, T. Jakimov, T. Vukasin, S. Hinic, M. Zdravkovic (Belgrade, RS)
- Favorable effect of remote ischemic preconditioning on postischemic-reperfusion function of the myocardium** PI823  
 M. Ferko, M. Jasova, I. Kancirova, I. Waczulikova, V. Farkasova, J. Kucharska, A. Chytilova, M. Murarikova, T. Ravingerova, A. Ziegelhoffer (Bratislava, SK; Prague, CZ)
- Glutathione as possible mediator of the paradoxical synergy between inhibition and stimulation of H2S synthesis in terms of cardioprotection** PI824  
 Y. Goshovska, T.V. Shimanskaya, R.A. Dobrovolska, V.F. Sagach (Kiev, UA)

### Clinical Forum - Mon. 23 May 08:30 - Tues. 24 May 12:30

- Targeting heart rate to improve mortality in heart failure with reduced ejection fraction: a comparison of sinus rhythm and atrial fibrillation** P2227  
D. Kotecha (Birmingham, GB)
- Zofenopril combined with xanthine oxidase inhibitors may improve survival in post-myocardial infarction patients as compared to placebo or other ACE-inhibitors** P2228  
C. Borghi (Bologna, IT)
- Long-term effects and sustainability of collaborative disease management in systolic heart failure - the extended interdisciplinary network heart failure study** P2229  
C.E. Angermann (Wurzburg, DE)
- An implantable pressure sensor for long-term wireless monitoring of cardiac function -first study in man** P2230  
J. Baranowski (Linköping, SE)
- Heart failure hospitalisation or cardiovascular death with empagliflozin in patients with type 2 diabetes and high cardiovascular risk: analysis over time in EMPA-REG OUTCOME** P2231  
P. van de Borne (Brussels, BE)
- Long-term safety and efficacy of sodium zirconium cyclosilicate (ZS-9) in the treatment of hyperkalaemia: interim analysis of ZS-005, an open-label phase 3 study** P2232  
S.D Anker (Göttingen, DE)
- Characteristics of myocardial deformation parameters and their prognostic impact in patients with hypertrophic cardiomyopathy: a speckle tracking imaging analysis** P2233  
S. Charfeddine (Sfax, TN)
- The effect of shear stress on leukocytes at a biomaterial interface** P2234  
G. Radley (Swansea, GB)
- Psychological aspects and quality of life in patients with heart failure undergoing surgical left ventricle reconstruction and cardiac rehabilitation** P2235  
E. Callus (San Donato Milanese, IT)
- Gender features of chronic heart failure, the optimization of medication therapy and diagnostics** P2236  
G. Dadashova (Baku, AZ)
- The prime effect of polysaccharide peptides to reduce endothelial dysfunction in high risk atherosclerotic patients** P2237  
N. Ubaidillah (Malang, ID)
- Effects of pretreatment with cardio-stimulants and beta-blockers on isoprenaline induced takotsubo-like dysfunction in rats** P2238  
A. Ali (Gothenburg, SE)

- Gene expression in a rat model of takotsubo syndrome** P2239  
 J. Lundgren (Gothenburg, SE)
- Gender and age characteristics of the clinical status, structural and functional parameters of the heart of their relationship with the psycho-emotional state of patients with chronic heart failure** P2240  
 G. Dadashova (Baku, AZ)
- Optimisation of decongestion in acute decompensated heart failure: role of tolvaptan and aquapheresis** P2241  
 E. Chung (Cincinnati, US)
- Effect of intracoronary administration of AAV1/SERCA2a on ventricular remodelling in patients with advanced systolic heart failure: results from the AGENT-HF randomized phase 2 trial** P2242  
 J.-S. Hulot (Paris, FR)
- Prognostic effect of carbohydrate antigen 125-guided therapy in patients discharged for acute heart failure (chance-hf). a randomized study** P2243  
 J. Nunez Villota (Valencia, ES)
- Adherence of medical treatment in heart failure to ESC guidelines (baseline data from QUALIFY trial in Lithuania)** P2244  
 V.V. Maneikiene (Vilnius, LT)
- Effect of beta-blocker use on mortality in patients with atrial fibrillation.** P2245  
 L. Fauchier (Tours, FR)
- Risk factor differences by geography, income level and ethnicity among patients with heart failure from eleven asian regions (the ASIAN-HF registry)** P2246  
 C.S.P. Lam (Singapore, SG)
- Incidence of heart failure in pregnant women with pulmonary hypertension** P2247  
 K. Sliwa-Hahnle (Cape Town,,ZA)
- Mortality associated with heart failure with preserved versus reduced ejection fraction in a prospective international cohort study.** P2248  
 R. Doughty (Auckland,,NZ)
- Outcomes in heart failure patients treated with wearable cardioverter defibrillator as a bridge to ICD implant decision- Results of the LV-BTD study** P2250  
 D. Karia (Edmond,,US)
- The AdaptResponse trial- ongoing trial.** P2251  
 S. Jacobs (Maastricht, NL)

# MILLIONS OF PEOPLE IN THE WORLD HAVE HEART FAILURE

ONE WEBSITE CAN HELP THEM UNDERSTAND THEIR CONDITION AND TAKE THE NECESSARY STEPS TO LIVE FULL AND ACTIVE LIVES



## EXPLORE THE SITE TO FIND OUT ABOUT :



**WHAT ARE THE WARNING SIGNS ?**



**ADVICE ON WHAT YOU CAN DO**



**HELPING YOU UNDERSTAND HEART FAILURE**



**TIPS FOR LIVING WITH HEART FAILURE**

## WWW.HEARTFAILUREMATTERS.ORG



**CAPTIVATING ANIMATIONS**



**PERSONAL EXPERIENCE VIDEOS**



**PRACTICAL PATIENT INFORMATION**



**DOWNLOADABLE TOOLS**

Heartfailurematters.org is an educational website for people with heart failure, their families and carers. It was developed by cardiologists, nurses and primary care physicians from the Heart Failure Association of the European Society of Cardiology.

This website is available in numerous languages







# TUESDAY SESSIONS

Morning

Page 225 to 229





08:30 - 10:00 Main Session

**PARIS**

## The new ESC Guidelines: Focus on chronic heart failure

ESC Clinical Practice Guidelines

08:30 - 10:00 How-to Session

**BERLIN**

## How to manage VAD complications

Chairpersons: M.G. Crespo-Leiro (La Coruna, ES); P. Mather (Philadelphia, US)

Interventions Devices and Telemonitoring

|       |                                                                                    |      |
|-------|------------------------------------------------------------------------------------|------|
| 08:30 | <b>Gastrointestinal bleeding.</b><br>S. Nalbantgil (Izmir, TR)                     | 1831 |
| 08:52 | <b>Pump thrombosis.</b><br>R.C.S. Starling (Cleveland, US)                         | 1832 |
| 09:15 | <b>Drive-line infection.</b><br>D. Milicic (Zagreb, HR)                            | 1833 |
| 09:37 | <b>Aortic insufficiency and ventricular arrhythmias.</b><br>N. Uriel (Chicago, US) | 1834 |

# TUESDAY 24 MAY 2016 - MORNING SESSIONS

08:30 - 10:00 Symposium

**ROME**

## Heart transplantation in 2016

Chairpersons: F. Gustafsson (Copenhagen, DK); G. Dangas (New-York, US)

- |       |                                                     |      |
|-------|-----------------------------------------------------|------|
| 08:30 | <b>Selection criteria for HT recipients.</b>        | 1835 |
|       | R. Mehra (Needham, US)                              |      |
| 08:52 | <b>Heart donors: expanding the pool.</b>            | 1836 |
|       | A. Zuckermann (Vienna, AT)                          |      |
| 09:15 | <b>Immunosuppression: anything new?</b>             | 1837 |
|       | L. Potena (Bologna, IT)                             |      |
| 09:37 | <b>Noninvasive monitoring of cardiac rejection.</b> | 1838 |
|       | J. Vanhaecke (Leuven, BE)                           |      |

08:30 - 10:00 Symposium

**ATHENS**

## Myocardial protection and regeneration: can we change the balance in heart failure?

Chairpersons: A. Behfar (Rochester, US); E.K. Iliodromitis (Agia Paraskevi Athens, GR)

- |       |                                                                       |      |
|-------|-----------------------------------------------------------------------|------|
| 08:30 | <b>Cell and tissue based heart regeneration.</b>                      | 1839 |
|       | A.Behfar (Rochester, US)                                              |      |
| 08:52 | <b>Lessons learned from recent trials.</b>                            | 1840 |
|       | D. Yellon (London, GB)                                                |      |
| 09:15 | <b>Determinants of heart failure after myocardial infarction.</b>     | 1841 |
|       | M. Ovize (Lyon, FR)                                                   |      |
| 09:37 | <b>Why do we still not have cardioprotective drugs on the market?</b> | 1842 |
|       | P. Ferdinandy (Budapest, HU)                                          |      |

10:00 - 11:00 Moderated Poster

**POSTER AREA**

## Moderated Poster Session 6 - Comorbidities

Chairpersons: G.Q. Villani (Piacenza, IT); J. Boletis (Athens, GR)

- 10:00 **3-month survival of the improvement of functional capacity after in-hospital short courses of leg neuromuscular electric stimulation in patients with decompensated chronic heart failure** 1843  
 M.G. Poltavskaya, V.P. Sviridenko, I.B. Kozlovskaya, Y.U.A. Koriak, I.Y.U. Giverts, A.A. Doletsky, I.V. Patchenskaya, A.L. Syrkin (Moscow, RU)
- 10:06 **Prognostic value of right ventricular systolic function in cardiac amyloidosis** 1844  
 D. Bodez, J. Ternacle, A. Guellich, S. Guendouz, J.P. Couetil, L. Hittinger, J.L. Dubois-Rande, V. Plante-Bordeneuve, J.F. Deux, T. Damy (Creteil and Créteil, FR)
- 10:12 **Estimated glomerular filtration rate formulas and acute heart failure: does it worth to complicate?** 1845  
 M. Madeira, R. Teixeira, I. Almeida, F. Caetano, L. Reis, P. Dinis, A. Fernandes, M. Costa, L. Goncalves (Coimbra, PT)
- 10:18 **Ergoreflex overactivity in mitochondrial disease: linking skeletal myopathy to exercise intolerance, dysautonomia, and cardiac damage** 1846  
 A. Aimo, A. Giannoni, M.F. Piepoli, M. Mancuso, G. Siciliano, C. Passino, M. Emdin (Pisa and Piacenza, IT)
- 10:24 **Efficacy and safety of didpeptidyl peptidase 4 inhibitors in patients with type 2 diabetes mellitus: a meta-analysis of 116 trials** 1847  
 G. Savarese, C.D.amore, F. De Martino, G.M.C. Rosano, B. Trimarco, P. Perrone-Filardi (Naples, IT; London, GB)
- 10:30 **Cardiovascular prognosis in hypertrophic cardiomyopathy: insights from cardiopulmonary exercise testing.** 1848  
 M. Casenghi, F. Re, P. Agostoni, G. Limongelli, E. Zachara, M. Correale, F. Valente, M.B. Musumeci, D. Magri, C. Autore (Rome, Milan, Naples and Foggia, IT)
- 10:36 **Heart failure following myocardial infarction: a cohort study of incidence and prognostic factors in 24 745 patients using linked electronic records** 1849  
 J.M.I.H. Gho, A.F. Schmidt, S. Koudstaal, M. Pujades-Rodriguez, S. Denaxas, C.P. Gale, A.W. Hoes, J.G. Cleland, H. Hemingway, F.W. Asselbergs (Utrecht, NL; London and Leeds, GB)
- 10:42 **The role of conventional mitral surgery in patients with functional regurgitation and left ventricular dysfunction: a three-centers experience** 1850  
 L. Botta, B. De Chiara, L. Di Marco, F. Massi, A. Costetti, A. Moreo, C. Giannattasio, M. Portoghese, R. Di Bartolomeo, C.F. Russo (Milan, Bologna and Sassari, IT)

10:00 - 11:00 Moderated Poster

**POSTER AREA**

## Moderated Poster Session 6 - Comorbidities (continued)

- 10:48 Prevalence and prognostic impact of chronic obstructive pulmonary disease in patients with chronic heart failure. Data from the GISSI-Heart Failure trial.** 1851  
 M. Canepa, P.L. Temporelli, A. Rossi, A. Rossi, L. Gonzini, G.L. Nicolosi, L. Staszewsky, R. Marchioli, A.P. Maggioni, L. Tavazzi (Genoa, Veruno, Verona, Florence, Pordenone, Milan and Cotignola, IT)
- 10:54 Is serum cortisol a predictor of left ventricular remodelling after an event of cardiac decompensation?** 1852  
 M. Christa, S. Brenner, C. Malsch, G. Gueder, D. Berliner, C. Morbach, C. Angermann, S. Stoerk (Würzburg, DE)

10:00 - 11:00 Moderated Poster

**POSTER AREA**

## Clinical Case Corner 6: Friendly fire: the heart deals with cancer

Chairpersons: To be announced

- 10:00 Major cardiovascular events in long-term survivor of childhood cancer** 1853  
 F.J. Irazusta Cordoba (Madrid, ES)
- 10:06 Beyond heart failure in an oncological patient** 1854  
 R. Eiros (Pamplona, ES)
- 10:12 Right ventricle heart failure in pulmonary embolism caused by neoplastic infiltration of the vena cava superior and the right atrium** 1855  
 M. Zechowicz (Olsztyn, PL)
- 10:18 Rapidly progressive aortic and tricuspid regurgitation after radiotherapy for breast cancer** 1856  
 A.I. Azevedo (Matosinhos, PT)
- 10:24 Phantom tumor of the lung in a patient with mitral valve infective endocarditis** 1857  
 S. Matic (Belgrade, RS)
- 10:30 Acute heart failure due to reversible cardiomyopathy in patient under b-raf inhibitor for metastatic melanoma.** 1858  
 M. Mascarucci (Chieti, IT)
- 10:36 Cardiogenic shock during first infusion of chemotherapy in a patient with Hodgkin's lymphoma: an unusual evenience** 1859  
 G. Binaghi (Cagliari, IT)
- 10:42 Acute heart failure in patient with giant left atrial mass** 1860  
 M. Menna (Gissi, IT)
- 10:48 Early manifestation of restrictive cardiomyopathy in young patient with light chain deposition disease** 1861  
 S. Lypovetska (Ternopil, UA)
- 10:54 Cardiogenic shock developed 24 hours after initiation of capecitabine therapy** 1862  
 A.E. Vijjiac (Ploiesti, RO)

# TUESDAY 24 MAY 2016 - MORNING SESSIONS

10:05 - 11:35 Main Session

PARIS

**The new European Guidelines on CVD Prevention 2016. Be the first to know!**

ESC Clinical Practice Guidelines

11:40 - 13:10 Special Session

PARIS

## Heart Failure 2016 Highlights

Chairpersons: M.F. Piepoli (Piacenza, IT); A. Mebazaa (Paris, FR); P. Seferovic (Belgrade, RS)

*Experts will summarise the highlights of the congress by topic. Don't miss this session to get an overview of this year's congress!*

|       |                                                                           |      |
|-------|---------------------------------------------------------------------------|------|
| 11:00 | <b>Basic and translational science.</b><br>C. Maack (Homburg/Saar, DE)    | 1863 |
| 11:15 | <b>Biomarkers and imaging.</b><br>A.A. Voors (Groningen, NL)              | 1864 |
| 11:30 | <b>Chronic heart failure (HFpEF and HFrEF).</b><br>B. Pieske (Berlin, DE) | 1865 |
| 11:45 | <b>Nursing and telemedicine.</b><br>T. Jaarsma (Norrköping, SE)           | 1866 |
| 12:00 | <b>Acute and advanced heart failure.</b><br>V.P. Harjola (Helsinki, FI)   | 1867 |
| 12:15 | <b>Devices and interventions.</b><br>J.G.F. Cleland (London, GB)          | 1868 |

# ESC CONGRESS

## ROME 2016

27 – 31 August

Where the world of cardiology comes together

Extend your Heart Failure Congress experience

*In Village 8: a comprehensive overview and in-depth discussion on the management of heart failure*

Spotlight: 'The Heart Team', emphasising the importance of teamwork and interactions between all professionals and specialities

For more information  
visit the **ESC stand B10**

Save by registering before 31 May  
[www.escardio.org/ESC2016](http://www.escardio.org/ESC2016)

Discover the  
**Scientific Programme**  
[www.escardio.org/ESC2016programme](http://www.escardio.org/ESC2016programme)



**5** days of scientific sessions **150** CV topics  
**27 000** healthcare professionals from  
**150** countries over **11 000** abstracts submitted  
**500** expert sessions **180** exhibiting companies  
& all year long on ESC Congress **365**



European Society  
of Cardiology



#esccongress



escardiodotorg



EUROPEAN  
SOCIETY OF  
CARDIOLOGY®





# POSTER SESSION 4



**SP&P**

Presentation slides and ePosters are available for consultation during the congress at the e-Library and afterwards on the Scientific Programme & Planner (exclusive to members).

## Virtual Case Area

Experience a virtual and interactive case on a digital simulator during the Coffee Breaks in the Virtual Case Area! Experts will take you through challenging clinical cases and share their feedback and take-home messages.

Cases presented:

- Infective endocarditis and acute aortic regurgitation
- Failing or not failing right myocardium?
- Cardiogenic shock

Sessions on Tuesday: 10:00 - 11:00

## SUNDAY POSTER SESSION AT THE POSTER AREA

Poster session 4

08:30 - 12:30

Pages 232 to 253

### Index by topic

|                                                | Page |                                                  | Page |
|------------------------------------------------|------|--------------------------------------------------|------|
| Acute heart failure.....                       | 232  | Population studies / Epidemiology.....           | 246  |
| Chronic heart failure.....                     | 234  | Psychosocial / Ethical concepts / Education..... | 246  |
| Arrhythmias and treatment.....                 | 236  | Exercise testing & training.....                 | 247  |
| Atrial fibrillation.....                       | 236  | Prognosis.....                                   | 247  |
| Cardiomyopathy.....                            | 237  | Pathophysiology.....                             | 249  |
| Comorbidities.....                             | 238  | Hypertension / LV hypertrophy /                  |      |
| Cytokines and inflammation.....                | 239  | Renal denervation.....                           | 249  |
| Valvular heart disease.....                    | 240  | HFpEF - Heart failure with preserved             |      |
| Devices / CRT / ICD.....                       | 240  | ejection fraction.....                           | 249  |
| Beta blockers.....                             | 241  | Gene and cell therapy.....                       | 250  |
| Renin-angiotensin-aldosterone antagonists..... | 242  | Ischemia / Reperfusion / Preconditioning /       |      |
| Metabolism / Diabetes mellitus / Obesity.....  | 242  | Postconditioning.....                            | 250  |
| Heart failure imaging.....                     | 243  | Molecular biology / Genetics.....                | 251  |
| Biomarkers.....                                | 244  | Vascular Biology.....                            | 251  |
| Nursing.....                                   | 245  | Basic science.....                               | 251  |

**Presenters: set-up your poster between 08:00 and 08:30 and remove it at 12:30**

TUESDAY  
POSTERS

Poster Session 4 - 08:30 - 12:30

Acute heart failure

- Reverse takotsubo cardiomyopathy and cardiogenic shock with polyuria** PI879  
 N. Velaga, C.K. Tan, H.A. Ong (singapore, SG)
- Feasibility of a fast-track pathway of care of the patients with acute dyspnea using handheld echocardiography** PI870  
 C. Podoleanu, I. Coman, Z.S. Jeremias, C. Tarta, A. Serdean, I. Grancea, E. Carasca (Targu Mures, RO)
- Heart failure in women and men during acute coronary syndrome: interaction for long-term cardiovascular mortality (The ABC-4 Study on Heart Disease)** PI871  
 G. Berton, R. Cordiano, F. Cavuto, F. Bagato, S. Mastrosimone (Conegliano, Adria and Bassano, IT)
- Prognostic value of plasma renin concentration (PRC) in patients with acute heart failure (AHF)** PI872  
 I.K. Tsoiralis, C.E. Jackson, E.M. Freel, C. Haig, R. Spooner, I. Ford, R. Fraser, E. Davies, J.M. Connell, J.J.V. McMurray (Glasgow and Dundee, GB)
- Hip fracture and heart failure** PI873  
 A.M. Garrido Castro, P. Losada Mora, J.L. Carrillo Linares, M. Jimenez, J.M. Garcia Pinilla (Malaga, ES)
- Prognostic value of procalcitonin in a heart failure cohort** PI874  
 I. Torres-Courchoud, C. Josa-Laorden, I. Gimenez-Lopez, A. Sola, J. Rubio-Gracia, J. Puente-Lanzarote, M. Sanchez-Marteles, F. Ruiz-Laiglesia, M. Martinez-Marin, J.I. Perez-Calvo (Zaragoza and Barcelona, ES)
- Cardiogenic shock: what to expect?** PI875  
 A.S. Lazaro Mendes, J. Moura Ferreira, R. Ferreira, S. Costa, F. Franco, D. Ramos, M. Pego (Coimbra, PT)
- "Should I stay should I go" is determined by beta blockers** PI876  
 H. Kaya, M.B. Yilmaz (Sivas, TR)
- Early experience with percutaneous ventricular assist device Impella CP in cardiogenic shock** PI877  
 M.A. Restrepo Cordoba, F.J. Hernandez Perez, J. Segovia Cubero, M. Gomez Bueno, J.F. Oteo Dominguez, J. Goicolea Ruigomez, L. Alonso Pulpon (Madrid, ES)
- Non invasive evaluation of hemodynamic effects of continuous positive airway pressure in patients with cardiogenic shock.** PI878  
 I. Battistoni, M. Marini, L. Angelini, M. Shkoza, M. Francioni, A. Gili, S. Moretti, G.P. Perna (Ancona, IT)
- Urinary composition predicts diuretic efficiency of hypertonic saline solution with low-dose furosemide in patients with heart failure** PI879  
 T. Ando, S. Hirohara, A. Matsumoto, K. Masai, Y. Orihara, Y. Okuhara, H. Kondo, T. Mano, M. Ishihara, T. Masuyama (Nishinomiya, JP)

- Defining the upper limits of "normal for their NT-proBNP" troponin T levels in acute decompensated heart failure patients** PI880  
 S. Stienen, T. Tarvasmaki, J.P. Lassus, P. Meregalii, Y.M. Pinto, V.P. Harjola, W.E. Kok (Amsterdam, NL; Helsinki, FI)
- Serial measurement of ST-2 concentration in patients with decompensated acute heart failure (AHF)** PI881  
 A. Slagman, J. Searle, S. Willun, F. Holert, M. Mockel (Berlin, DE)
- The effect of enhanced patient education and post discharge follow up on 30 day readmission rates after a heart failure admission.** PI882  
 A. Dadosky, H. Overbeck, G.F. Egnaczyk, S. Menon, T.M.O.brien, E.C. Chung (Cincinnati, US)
- MAGGIC score in heart failure: does left ventricular ejection fraction matter?** PI883  
 J.G. Goncalves Pereira, B. Marmelo, A. Delgado, H. Antunes, L. Abreu, L. Goncalves, D. Moreira, L. Ferreira Dos Santos, J. Costa Cabral (Viseu, PT)
- Mechanical support by intra-aortic balloon pump in non-ischemic cardiogenic shock** PI884  
 G. Galli, L.S.D. Jewbali, C.A. Den Uil, K. Caliskan, O. Manintveld, J.J. Brughts, N.M.D.A. Van Mieghem, E. Boersma, A.A. Constantinescu (Rotterdam, NL)
- The effects of urapidil and nitroglycerin in acute heart failure patients with hypertension: a randomized multi-center parallel-control study.** PI885  
 J. He, Q. Hua, J. Qin, J. Li, Y. Zhou, Y. Fu, S. Qin, X.M. Chen, J.C. Guo, D. Wang (Beijing, Chongqing and Ningbo, CN)
- Heart failure with preserved ejection fraction: patient characteristics, outcome and prognostic factors.** PI886  
 R.N. Leao, R. Pocinho, S. Faustinho, J. Ribeiro, J. Almeida (Lisbon, PT)
- The association between cystatin c and in-hospital mortality in acute decompensated heart failure: 3-years follow-up study** PI887  
 H. Selcuk, H. Selcuk, O. Maden, K.G. Balci, M.M. Balci, S. Tekeli, E.H. Cetin, M. Balci, N. Karabiber, A. Temizhan (Ankara, TR)
- Predictors of in-hospital mortality in a population of acutely decompensated heart failure patients** PI888  
 I. Sharka, S. Myftiu, A. Quka, A. Duka, L. Kresto, A. Kristo, G. Sulo, M. Xhafaj, J. Seiti, I. Balla (Tirana, AL; Bergen, NO)
- Profile of patients admitted in emergency department with decompensated heart failure in a tertiary care centre in South India** PI889  
 A. Oomman, R. Narasimhan, I. Sathyamurthy, B. Suryaprabha (Chennai, IN)
- The blood pressure paradox in acute heart failure** PI890  
 W.M. Huang, S.H. Sung, H.M. Cheng, D.Y. Lu, C.W. Lee, P.F. Hsu, W.C. Yu, C.H. Chen (Taipei, TW)
- A novel score for early risk stratification in acute heart failure** PI891  
 A. Xanthopoulos, G. Giamouzis, K. Tryposkiadis, E. Paraskevopoulou, P. Paraskevopoulou, J. Xirogiannis, G. Karayannis, S. Patsilnakos, J. Skoularigis, F. Triposkiadis (Larissa and Athens, GR; Birmingham and London, GB)
- The use of lymphocyte-to-monocyte ratio in patients with heart failure** PI892  
 C.A. Buzea, C. Delcea, A.R. Dan, M. Dobranici, R.A. Popescu, A. Brea, A. Dima, I.C. Daha, G.A. Dan (Bucharest, RO)
- Uric acid confers additive prognostic information in patients with acute heart failure** PI893  
 A.D.antonio, E. Carluccio, P. Biagioli, S. Coiro, A. Murrone, G. Bardelli, R. Lauciello, C. Riccini, G. Alunni, G. Ambrosio (Perugia, IT)

**A case series of takotsubo cardiomyopathy from a southeast asian perspective** PI894  
 H.S. Chua, I. Jaafar, D.M. Periasamy, T. Ganesan, E. Sim (Bandar Seri Begawan, BN)

## Chronic heart failure

**Disorders of neurohumoral indicators and their correction in patients with chronic heart failure** PI895

Z.D. Rasulova, U.K. Kamilova (Tashkent, UZ)

**Right ventricular dysfunction in heart failure with either reduced or preserved LV function** PI896

S. Ghio, M. Guazzi, A. Rossi, F.L. Dini, P. Faggiano, P.L. Temporelli (Pavia, San Donato Milanese, Verona, Pisa, Brescia and Veruno, IT)

**Circulatory power and exercise phenotypes: insights on disease severity in heart failure reduced ejection fraction** PI897

V. Labate, P.L. Laforgia, V. Donghi, G. Generati, F. Bandera, M. Guazzi (San Donato Milanese, IT)

**Pattern of endothelial progenitor cells and apoptotic endothelial cell-derived microparticles differentiates preserved from reduced left ventricular ejection fraction chronic heart failure** PI898

A. Berezin, A. Kremzer, T. Berezina, T. Samura, O. Gromenko (Zaporozhye, UA)

**Reasons of under prescription in heart failure** PI899

J. Marchand, K. Solecki, B. Mandoorah, D. Vandenberghe, S. Aguilhon, Y. Audurier, C. Breuker, S. Cade, A. Agullo, F. Roubille (Montpellier, FR)

**Effect of levosimendan on cardiac output in stable chronic heart failure according to baseline cardiac output** PI900

E. Najjar, C. Hage, M. Stalberg, E. Ottenblad, A. Manouras, I. Haugen Lofman, L. Lund (Stockholm, SE)

**Ivabradine in the treatment of heart failure: effectiveness in heart rate** PI901

V. Carvalho, P.M. Sarmento, J. Sa (Lisbon, PT)

**Advantage of "nitrate centered" over "diuretic centered" treatment of acute decompensated heart failure on clinical congestion, NT-pro-BNP and renal function markers** PI902

I. Gorda, A. Bezrodny (Kiev, UA)

**The association between the prognostic value and the Controlling nutritional status (CONUT) in elderly patients repeating hospitalization for decompensated heart failure.** PI903

J. Iwasaki, S. Sakuragi, K. Enkoh, T. Takamura, H. Kobayashi (Onomichi and Iwakuni, JP)

**Preferences and therapeutic targets in patients with heart failure. an physicians survey in mexico** PI904

E. Chuquiure-Valenzuela, A. Mendez-Ortiz, G. Vieyra Herrera, M. Chuquiure-Gil, M. Paola Vieyra-Hernandez, J. Mena Madrazo, E. Arrieta Maturino (Monterrey and Mexico, MX)

**Influence of telemedicine support to CHF patients on hospitalisation** PI905

M. Pusnik Vrckovnik, C.S.P. Slemenik-Pusnik (Slovenj Gradec, SI)

**Low-dose anti-cytokine treatment impacts on heart failure with preserved ejection fraction in active rheumatoid arthritis** PI906

A.R. Babaeva, M.N. Usachyova, K.S. Solodenkova, M.A. Osadchuk (Volgograd and Moscow, RU)

- Development of bioartificial myocardium and ventricular support bioprostheses using nanobiotechnologies** P1907  
 J.C. Chachques, A. Bayes Genis, N. Lila, C. Soler, N. Mirochnik, G. Autret, C. Semino (Paris, FR; Barcelona, ES)
- Comparison of angioedema in heart failure patients treated with sacubitril/valsartan or enalapril in PARADIGM-HF** P1908  
 M. Packer, H. Streefkerk, C. Thorburn, V. Shi, W. Zhou, H. Schwende, A. Kaplan (Dallas, East Hanover and Charleston, US; Basel, CH)
- Continuos flow left ventricular assist device for end-stage heart failure: mild-term outcome and quality of life.** P1909  
 M. Bugetti, G. Harmelin, E. Bellanti, R. Bessi, A. Gambacciani, G. Sani, M. Bonacchi (Florence, IT)
- Influence of the high blood pressure on the resistance to overload hypoxia** P1910  
 N. Maksimovich, Y. Maksimovich (Grodno, BY)
- Pharmacotherapy of the heart failure - what is the reality in the clinical practice in Slovakia.** P1911  
 J. Gajdosik, A. Dukat, T. Szadocka, L. Serugova, P. Sabaka, F. Simko (Bratislava, SK)
- Patients with non-ischemic heart failure in waiting list of heart transplant** P1912  
 P.A. Fedotov, M.Y.U. Sitnikova, M.A. Bortsova, Y.V. Sazonova, M.A. Simonenko, T.A. Lelyavina, M.A. Karpenko (Saint-Petersburg, RU)
- Chronic Heart Failure acutely decompensated by a hypertensive urgency in an elderly population** P1913  
 E. Weiss, D. Penes, E. Badila, D. Bartos (Bucharest, RO)
- Factors associated with heart failure readmissions from skilled nursing facilities** P1914  
 F. Akande (Stony Brook, US)
- RAAS genetic polymorphism association with clinical features of CHF** P1915  
 S.U. Volkova, K.A. Tomashevich, A.U. Efanov (Tyumen, RU)
- Novel brilliant violet-based flow cytometric method for simultaneous assessment of monocyte subsets and telomere length in heart failure patients** P1916  
 S. Roura, I. Alvarez, E. Elchinova, M.A. Fernandez, J. Lupon, A. Bayes-Genis (Badalona and Badalona (Barcelona), ES)
- Risk factor for Heart failure admissions in adults with congenital heart disease in monocentric tertiary center** P1917  
 N. Ben Moussa, F. Pontnau, V. Salles, Y. Boudjemline, A. Legendre, L. Iserin, D. Bonnet, M. Ladouceur (Paris, FR)
- Epidemiology of chronic heart failure in Germany: a retrospective study of the health risk institute healthcare claims database** P1918  
 F. Calado, S. Stork, S. Klebs, R. Lahoz, R. Handrock, J. Jacob, J. Walker, S. Hupfer (Basel, CH; Wuerzburg, Nuernburg and Berlin, DE)
- Congestive heart failure quality markers: measures of gender-specific economic indicators (middle eastern population): data from a single centre heart failure registry** P1919  
 K. Salem, D. Fallata, O. Elkhateeb (Makkah, SA)
- Eradication therapy for Helicobacter Pylori, an important tool to improve the heart function in patients with coronary heart disease.** P1920  
 A.I. Suceveanu, A.P. Suceveanu, R.I. Parepa, L. Mazilu, D. Catrinou, F. Voinea (Constanta, RO)

**Low hemoglobin, diabetes and renal impairment: the perfect cocktail for death in advanced heart failure patients.** PI921

C. Ruivo, F. Sa, L. Ginja, J. Correia, J. Morais (Leiria, PT)

**Chronic heart failure management** PI922

D. Yaqin (Kabul, AF)

## Arrhythmias and treatment

**Prognostic markers of myocardial electric instability** PI923

T. Vaikhanskaya, A.V. Frolov, L.M. Gul, O.P. Melnikova, A.P. Vorobiev (Minsk, BY)

**Influence of pacemaker implantation in patients with heart rhythm disorders and heart failure without indications to cardiac resynchronization** PI924

R. Mlynarski, A. Mlynarska, K.S. Golba (Katowice, PL)

**Left cardiac sympathetic denervation done by a video-assisted thorascopic approach (VATS ) led to terminate electrical storm in ICD patients with ischemic cardiomyopathy.** PI925

E. Hatzinikolaou-Kotsakou, K. Tsakiridis, M. Konstantinidou, A. Mpakas, G. Ioannidis, M. Kotsakou, P. Latsios, A. Koletas (Thessaloniki, GR)

**Arrhythmic risk and genetic variations in dilated cardiomyopathy patients** PI926

A. Sousa, P. Canedo, M. Campelo, B. Moura, S. Leite, A. Belo, F. Rocha Goncalves, J.C. Machado, J. Silva Cardoso, E. Martins (Porto and Lisbon, PT)

**Incidence, associated factors and patient outcomes of heart failure complicated by ventricular arrhythmia in saudi arabia: from heart function assessment registry trial in saudi arabia.** PI927

B. Alenazy, K.F. Alhabib, A.A. Elasar, H. Alfaleh, T. Kashour, A. Hersi, H. Albackr, F. Alshaer, K. Alhemer, W. Alhabeeb (Riyadh, SA)

**The relation between digoxin and appropriate shocks in patients with ischemic heart failure and implantable cardioverter defibrillator** PI928

K. Balci, M.K. Balci, F. Sen, M.K. Akboga, O. Maden, H. Selcuk, T. Selcuk, Y. Balbay, A. Temizhan, S. Aydogdu (Ankara, TR)

**Permanent junctional reciproting tachycardia: a cause of heart failure during pregnancy** PI929

S.N. Naccache, F.H. Halimi (le chesnay, FR)

**Appropriate therapies in patients with implantable cardioverter-defibrillator for primary prevention of sudden death: how to identify patients who benefit the most?** PI930

S. Alegria, O. Simoes, A.R. Almeida, R. Miranda, S. Almeida, G. Morgado, I. Rosario Cruz, L. Brandao, H. Pereira (Almada, PT)

## Atrial fibrillation

**Influence of metoprolol and diltiazem on diastolic function in patients with recurrent atrial fibrillation and heart failure with preserved ejection fraction** PI931

I.M. Balabanenko, A.A. Shavarov, G.K. Kiyakbaev (Moscow, RU)

**Relation of the severity of mitral regurgitation to thromboembolic risk in patients with atrial fibrillation** PI932

A. Metwally (Cairo, EG)

- Clinical characteristics of patients treating heart failure with and without atrial fibrillation under oral anticoagulant therapy.** PI933  
 P.R. Chizzola, V.S. Issa, S.M. Ayub-Ferreira, G.E.C. Souza, V.C.M. Salemi, L.S. Alves, G.V. Guimaraes, E.A. Bocchi (Sao Paulo, BR)
- Pulmonary vein isolation with cryoablation versus ablation with radiofrequency in the treatment of atrial fibrillation: a comparative analysis** PI934  
 A.I. Azevedo, J. Primo, L. Adao, H. Goncalves, M. Oliveira, M. Fonseca, N. Ferreira, J. Ribeiro, A. Dias, V. Gama Ribeiro (Porto, PT)
- Risk factors of the atrial fibrillation progression in patients with recurrent atrial fibrillation** PI935  
 T.Z. Ganiyev, N.U. Zakirov, R.D. Kurbanov, D.B. Irisov (Tashkent, UZ)
- Change in peak left atrial longitudinal strain predicted atrial fibrillation recurrence after cardioversion** PI936  
 A.A. Shavarov, G.K. Kiyakbaev, V.S. Moiseev (Moscow, RU)
- Effect of chronic kidney diseases on mortality among digoxin users treated for non-valvular atrial fibrillation: a nationwide register-based retrospective population-based cohort study.** PI937  
 M. Sessa, A. Mascolo, M.P. Andersen, G. Rosano, F. Rossi, A. Capuano, C. Torp-Pedersen (Naples and Rome, IT; Aalborg, DK)

## Cardiomyopathy

- Long-term outcome of patients with virus-negative inflammatory cardiomyopathy after immunosuppressive therapy** PI938  
 F. Escher, U. Kuehl, D. Lassner, D. Westermann, B. Pieske, C. Tschöpe, H.P. Schultheiss (Berlin and Hamburg, DE)
- Benefit of heart failure treatment in left ventricular non-compaction of the myocardium** PI939  
 M. Cortes Garcia, J. Palfy, M.R. Oliva, M. Orejas, M.A. Navas, M. Taibo, R. Rabago, M. Rey, M.E. Martinez, J. Farre (Madrid and Mostoles, ES)
- Effect of combined treatment with ozonotherapy on the structural and geometric parameters of the myocardium in patients with hypertension and metabolic syndrome** PI940  
 D. Oliynyk, V.N. Bondar, N.V. Chumachenko (Odessa, UA)
- Acute heart failure complicating takotsubo syndrome** PI941  
 C. Arantes, S. Rocha, C. Braga, J. Martins, P. Azevedo, A. Gaspar, S. Fonseca, C. Quina-Rodrigues, G. Abreu, J. Marques (Braga, PT)
- Clinical features of peripartum cardiomyopathy** PI942  
 T.A. Abdullaev, S.T. Mirzarakhimova, N.A. Kurbanov, Y.U.K. Yuldasheva, I.A. Tsoy, S.H.S.H. Davirova (Tashkent, UZ)
- Incidence, risk factors, and clinical characteristics of peripartum cardiomyopathy in south korea** PI943  
 S.K. Lee, G.J. Cho, G.U. Park, E.J. Kim (Seoul, KR)
- Meta-analysis on the clinical effects of colchicine in recurrent pericarditis** PI944  
 M. Noutsias, P. Schlattmann, P. Aftanski, J.G. Westphal, T. Bekfani, P.C. Schulze, L. Seres-Sturm (Berlin and Jena, DE)

- Advanced left ventricular diastolic dysfunction in uremic patients with type 2 diabetes on maintenance hemodialysis.** PI945  
R. Hammami, L. Abid, F. Triki, S. Mallek, S. Kammoun (Sfax, TN)
- Inflammatory cardiomyopathy detected by immunohistological methods - a meta-analysis** PI946  
M. Noutsias, J. Katzmann, I. Porokhovnikov, E. Noutsias, P.C. Schulze, P. Schlattmann (Jena and Berlin, DE)
- Reverse left ventricular remodeling after cardiac resynchronisation in patients over 75 years.** PI947  
S. Briongos Figuero, M. Cortes, J.A. Palfy, M. Martin, M. Lopez, I. Hernandez, A. Sanchez, A. Garcia, R. Munoz-Aguileraaguilera, J. Farre (Madrid, ES)
- Assesment of bioelectrical impedance indicators among the patients with dilated cardiomyopathy** PI948  
D. Stettner-Leonkiewicz, A. Glowniak, W. Zaluska, A. Wysokinski (Lublin, PL)
- Left ventricular dysfunction (burn-out phase) in hypertrophic cardiomyopathy: prevalence and associated factors** PI949  
R.A. Pontes Dos Santos, I. Cruz, J. Guedes, B. Marmelo, L. Reis, K. Domingues, R. Faria, S. Leao, B. Picarra, O. Azevedo (Penafiel, Almada, Faro, Viseu, Coimbra, Santarem, Famalicão, Vila Real, Evora and Guimaraes, PT)
- Predictors of cardiopulmonary responses to exercise in hypertrophic cardiomyopathy** PI950  
T. Zegkos, D. Parcharidou, G. Efthimiadis, M. Didagelos, D. Ntelios, P. Rouskas, G. Giannakoulas, H. Karvounis (Thessaloniki, GR)
- The risk factors of advanced heart failure in hypertrophic cardiomyopathy** PI951  
S.J. Lee, I.H. Jung, H.J. Chang, S.K. Hong (Bucheon and Seoul, KR)
- Vascular endothelial growth factor is associated with the morphologic and functional parameters in patients with hypertrophic cardiomyopathy** PI952  
R. Pudil, M. Vasatova, A. Fucikova, H. Rehulkova, P. Rehulka, V. Palicka, J. Stulik (Hradec Kralove, CZ)

## Comorbidities

- Elderly patients with heart failure, how do they go?** PI953  
L.S. Secco, D.A.F. Fernandez, M.G.M. Masuelli, L.L. Lapadula, M.B. Baglioni, S.M. Mettini, S.M.P.G. Pereiro Gonzalez (Buenos Aires, AR)
- Variation in the clinical profile of women with acute myocardial infarction and an ejection fraction lesser than 40% over the last 10 years** PI954  
C. Costa, D. Durao, M. Leal (Santarem, PT)
- Comorbidities and prognostic factors associated with 1-year mortality and hospital admission in heart failure outpatients based on ejection fraction findings.** PI955  
M.A. Lopez Garrido, H.N. Orellana-Figueroa, A. Robles-Mezcua, P. Cardila-Cruz, L. Jordan-Martinez, D. Elena-Aldana, A. Guijarro, N. Abdeslam, L. Morcillo-Hidalgo, J.M. Garcia-Pinilla (Malaga, ES)
- Heart in the air piacenza project: correlation between air pollution and heart failure hospitalisation in the po valley** PI956  
G.Q. Villani, F. Pugliese, G. Miserotti, N. Montanari, G. Biasini, M.F. Piepoli (Piacenza, IT)



- Hyperuricemia is a determinant of mortality in heart failure patients irrespectively of age, ejection fraction, or renal function** **PI957**  
 K. Harada, T. Sakai, N. Sato, S. Kohsaka, Y. Shiraishi, K. Iida, T. Miyamoto, S. Tanimoto, K. Nagao, M. Takayama (Tokyo, JP)
- Respiratory drive in patients with chronic heart failure and central sleep apnea** **PI958**  
 M. Correale, R. Sabato, N.D. Brunetti, L. Forte, I. Monaco, A. Ferraretti, G.E. Carpagnano, M.P. Foschino Barbaro, M. Di Biase, D. Lacedonia (Foggia, IT)
- Enhanced adaptive servo-ventilation improves echocardiographic parameters of diastolic and right ventricle function in patients with sleep apnea and heart failure with preserved ejection fraction** **PI959**  
 E.D.elia, P. Ferrero, C. Vittori, P. Baio, V. Duino, A. Grosu, A. Iacovoni, S. Perlini, M. Senni (Bergamo and Pavia, IT)
- Daytime oscillatory breathing patterns and sleep disordered breathing in patients with heart failure: are they related?** **PI960**  
 M.T. La Rovere, R. Maestri, E. Robbi, A. Caporotondi, G.P. Guazzotti, E. Traversi, G.D. Pinna (Montescano (Pavia), IT)
- The frequency of anemia among patients with heart failure** **PI961**  
 A. Rakisheva, S. Berkinbayev, A. Mussagaliyeva, G. Usayeva, G. Ishakbayeva, A. Kabdulkayeva (Almaty, KZ)
- Does anaemia in Heart Failure correlate with chronic anticoagulant and antiplatelet therapies?** **PI962**  
 F. Nicoli, D. Brusoni, C. Vignati, M. Contini, P. Palermo, N. Corrieri, A. Del Torto, C. Tedesco, A. Apostolo, P. Agostoni (Milan, IT)
- Establishing a heart failure unit for decompensated HFrEF patients with CKD class IV and diuretic resistance or deteriorating kidney function: a pilot project.** **PI963**  
 P.H.T. Timmermans (Hasselt, BE)
- B-type natriuretic peptide, congestion, and acute kidney injury in heart failure: incidence and relationship to outcomes** **PI964**  
 A. Palazzuoli, P.A. Mc Cullough, G. Ruocco, V. Palumbo, E. Aloia, B. Franci, B. Lucani, R. Nuti (Siena, IT; Dallas, US)
- The prevalence of renal dysfunction and its influence on the prognosis of patients with heart failure** **PI965**  
 S. Shalaev, E. Mezhonov, Y. Vyalkina, N. Vyalkina, K. Vakulchik (Tyumen, RU)
- The role of BUN changes and its influence on worsening renal function in patients hospitalized for heart failure** **PI966**  
 A. Palazzuoli, G. Ruocco, V. Palumbo, E. Aloia, R. Favilli, E. Incampo, C. Di Tommaso, R. Nuti, J.G. Cleland (Siena, IT; London, GB)
- Acute cardiorenal syndrome in patients with IE** **PI967**  
 E.O. Kotova, T.S. Getiya, P.V. Lazarev, V.L. Filatov, Z.H.D. Kobalava, V.S. Moiseev (Moscow, RU)

**Cytokines and inflammation**

- The relationship in blood levels of proinflammatory cytokines and antibodies to myocardial tissue in patients with dilated cardiomyopathy depending on the severity of heart failure** **PI968**  
 N.A. Kurbanov, T.A. Abdullayev, A.A. Ismailov, I.A. Tsoy, S.H.S.H. Davirova (Tashkent, UZ)

- Predictive value of circulating ve-catherin in patients with symptomatic ischemic-induced moderate-to-severe chronic heart failure** PI969  
 A. Berezin, A. Kremzer, T. Samura, T. Berezina, E. Gronenko (Zaporozhye, UA)
- Anti-inflammatory effects of metformin in diabetic patients and non-diabetic heart failure patients** PI970  
 M. Mohan, A.R. Cameron, D. Levin, C. Lang, G. Rena (Dundee, GB)
- The effects of tumour necrosis factor on bone metabolism in patients with chronic heart failure** PI971  
 V.N. Larina, D.G. Karpenko, T.N. Raspopova, M.P. Mikhaylusova (Moscow, RU)
- Role of interleukin-18 in estimation of hospital complications in subjects with coronary artery disease who underwent coronary artery bypass grafting** PI972  
 K. Shafranskaya, O.K.K. Kuzmina, M.V.Z. Zykov, V.V.K. Kashtalap, O.L.B. Barbarash (Kemerovo, RU)

## Valvular heart disease (diagnosis, management and interventional therapies)

- Transcatheter aortic valve replacement: a new opportunity for elderly patients** PI973  
 J.C. Duarte Rodrigues, R.P. Pinto, M.T.S. Tavares Silva, J.C.S. Carlos Silva, R.R. Rodrigues, D.M. Magalhaes, P.B.A. Almeida, M.C. Campelo, P.P. Pinho, M.J.M. Julia Maciel (Porto, PT)
- Percutaneous transvenous mitral commissurotomy in patients with calcific mitral stenosis: immediate and in-hospital clinical, echocardiographic and hemodynamic outcome** PI974  
 M.T. Rahman, A.A.S.M. Majumder (Dhaka, BD)
- Heart failure class at presentation: a predictor of prognosis in patients with infective endocarditis** PI975  
 I. Silveira, R. Santos B.B. Brochado, M. Trepá, A. Luz, S. Torres (Porto, PT)
- Comparison of the effectiveness of transcatheter aortic valve implantation in patients with degenerated bioprosthetic surgical valves versus. aortic stenosis** PI976  
 E. Munoz-García, M. Munoz-García, A.J. Munoz García, A.J. Dominguez-Franco, M.F. Jimenez-Navarro, J.M. Garcia-Pinilla, J.H. Alonso-Briales, J.M. Hernandez-García, E. De Teresa-Galvan (Malaga and Jaén, ES)

## Devices / CRT / ICD

- Cardiac remodeling after percutaneous intervention for mitral regurgitation using the MitraClip system** PI977  
 A.I. Azevedo, C. Guerreiro, J. Ribeiro, F. Sampaio, R. Fontes-Carvalho, B. Melica, P. Braga, M. Fonseca, A. Dias, V. Gama Ribeiro (Porto, PT)
- Obstructive sleep apnea in continuous flow LVAD supported patients: incidence and therapeutic implications** PI978  
 D. Murninkas, B. Ben Abraham, I. Mats, T. Hasin, B. Medalion, D. Aravot, R. Kornowski, T. Ben Gal (Petah Tikva and Jerusalem, IL; Cleveland, US)
- Improving long-term results of mechanical circulatory support in crash-and-burn patients** PI979  
 M. Ono, K. Nawata, H. Yamauchi, O. Kinoshita, T. Imamura, E. Amiya, M. Hatano (Tokyo, JP)

- Right heart failure post LVAD therapy - timing of RVAD placement predicts survival** P1980  
K. Booth, M. Urban, N. Robinson-Smith, A. Woods, N. Wrightson, S. Scheuler, G. Macgowan (Newcastle upon Tyne, GB)
- Impact of a new less invasive ventricular restoration system on ischemic mitral regurgitation** P1981  
N. Wunderlich, S. Nodari, P. Neuzil, S. Brugaletta (Darmstadt, DE; Brescia, IT; Prague, CZ; Barcelona, ES)
- Preoperative severe mitral valve regurgitation resolves after continuous-flow left ventricular assist device implantation and is not associated with adverse outcomes** P1982  
M. Dobrovie, R.A. Spampinato, A.L. Meyer, J. Fischer, J.G. Da Rocha E Silva, F. Bonamigo Thome, J. Hahn, E. Strottdrees, F.W. Mohr, J. Garbade (Leipzig, DE)
- Minimally invasive LVAD implantation - initial two years single centre experience** P1983  
V. Horvath, P. Nemeč, J. Ondrasek, P. Fila, H. Bedanova, J. Slavik, R. Wagner (Brno, CZ)
- Impact of remote monitoring on clinical outcomes in chronic heart failure: our experience.** P1984  
C. Sticozzi, A. Zanni, A. Malagoli, L. Rossi, U. Corvi, G. Villani, M. Piepoli (Piacenza, IT)
- Role of non-invasive home telemonitoring (HTM) in diastolic heart failure treatment.** P1985  
S. Carugo, M.C. Centola, A.C. Caretta, S.P. Persampieri, G.F. Ferrante, L.M. Massironi (Milan, IT)
- New possibilities of quadripolar left ventricular leads to optimise CRT** P1986  
N. Ilov, A. Nechepurenko, D. Paskeev, E. Kulikova, A. Abdulkadyurov, E. Damrina, M. Markina, M. Terenteva (Astrakhan, RU)
- Quality of life and long follow-up efficacy of biventricular pacing in heart failure patients** P1987  
G. Savenkova, S. Krivolapov, D. Lebedev, S. Popov (Tomsk, RU)
- The effects of CRT on arterial stiffness and ventricular-arterial coupling** P1988  
E. Sciatti, E. Vizzardi, I. Bonadei, F. Platto, M. Metra (Brescia, IT)
- The Burden of scar and fibrosis is the strongest predictor for the early to midterm need for ICD-therapies in patients with primary prophylactic CRT-D** P1989  
M. Grett (Herne, DE)

## Beta blockers

- Heart rate reduction or ventricular reverse remodeling associated with beta-blocker therapy is accompanied widespread, distinct changes in the beta1-adrenergic receptor gene signaling network** P1990  
D.P. Kao, B.D. Lowes, E.M. Gilbert, W. Minobe, C. Goerg, M.A. Hinterberg, R. Zolty, A.D. Robertson, R.A. Quaife, M.R. Bristow (Denver, Omaha and Salt Lake City, US)
- Effect of beta blockers on exercise capacity in patients with heart failure undergoing cardiac rehabilitation** P1991  
G.M.C. Rosano, G. Caminiti, G. Campolongo, G. Marazzi, M. Volterrani (Rome, IT)
- Association of beta-blocker usage with mortality following myocardial infarction in patients with COPD: a propensity score analysis from the high-risk myocardial infarction database initiative** P1992  
S. Coiro, N. Girerd, P. Rossignol, J.P. Ferreira, A. Maggioni, B. Pitt, I. Tritto, G. Ambrosio, K. Dickstein, F. Zannad (Perugia and Florence, IT; Nancy, FR; Ann Arbor, US; Bergen, NO)

**The effect of beta-blocker therapy in HF patients with high comorbidity burden: interpreting data in community setting** PI993

A. Iorio, M. Senni, A. Gavazzi, C. Di Nora, E. Zambon, G. Barbati, G. Faganello, G. Pulignano, G. Sinagra, A. Di Lenarda (Bergamo and Trieste, IT)

**Beta blockers uptitration in patients with chronic heart failure and ICD/CRT-D: A single center study** PI994

D. Masarone, G. Limongelli, V. De Stasio, E. Ammendola, G. Del Giorno, L. Santangelo, M. Rubino, S. Tramonte, G. Salerno, G. Pacileo (Naples, IT)

**Renin-angiotensin-aldosterone antagonists**

**Improvement in central haemodynamic parameters by association of angiotensin II receptors blockers and canrenone therapy in obese hypertensive patients** PI995

C.A. Paterno Marchioli (Foggia, IT)

**Safety and benefits of the use of an uptitration protocol in patients with heart failure and reduced ejection fraction followed in an heart failure unit** PI996

A. Giraldez, L. Ruiz, S. Gamaza, F. Zafra, E. Diaz, A. Gutierrez, M. Alba, E. Gonzalez, A. Del Rio, J. Oneto (Jerez, ES)

**Mineralocorticoid receptor antagonists: do we use them enough in very elderly patients with heart failure and severe left ventricular dysfunction?** PI997

M.L. Martin Mariscal, M. Cortes Garcia, A. Garcia Ropero, M. Lopez Castillo, J. Palfy, A. Romero Daza, M. Taibo Urquia, J. Farre Muncharaz (Madrid, ES)

**Causes and impact on survival of omission of ACE-inhibitors and angiotensin II receptor blockers in heart failure.** PI998

P. Ameri, G. Ghigliotti, G.M. Secco, G. De Blasi, F. Torre, G.P. Bezante, F. Chiarella, C. Brunelli, M. Canepa (Genova, IT)

**Metabolism / Diabetes mellitus / Obesity**

**Chronic heart failure induces changes in the serum blood profile of lipids containing choline - results of the validation study.** PI999

M. Marcinkiewicz-Siemion, K. Ptaszynska-Kopczynska, M. Ciborowski, A. Szpakowicz, A. Lisowska, M. Jasiewicz, E. Waszkiewicz, A. Kretowski, W.J. Musial, K.A. Kaminski (Bialystok, PL)

**How do we treat diabetic patients with heart failure?** P2000

J.R. Beramendi Calero, I. Rilo Miranda, S. Garcia Gutierrez, A. Anton Ladislao, L. Quintas Ovejero, C. Goena Vives, I. Solla Ruiz, I. Villanueva Benito, M. Morillas Bueno, F. De La Cuesta Arzamendi (San Sebastian, Bilbao and Mendaro, ES)

**Determination of the metabolic syndrome risk factors in adults in turkey** P2001

S. Oguz, G. Camci, B. Bayrak Ozarlan, A. Dogan, T. Karadag (Istanbul, TR)

**The differences between two metabolic syndrome diagnostic criteria in predicting clinical severity and prognosis of acute myocardial infarction** P2002

Z. Babic, M. Mornar Jelavic, H. Pintaric (Zagreb, HR)

**Galectin-3 and metabolic syndrome components in non-diabetic patients with heart failure with preserved left ventricular ejection fraction** P2003

G. Bolotskykh, I. Rudyk, M. Udovychenko (Kharkiv, UA)

- Short- and long-term adverse outcomes associated with diabetes in patients with acute heart failure. Results from the esc-hfa long term heart failure.** P2004  
 M. Dauriz, G. Targher, C. Laroche, P.L. Temporelli, E. Barge-Caballero, J. Nanas, M.G. Crespo-Leiro, A.J. Coats, A.P. Maggioni, L. Tavazzi (Verona, Verona, Florence and Cotignola, IT; Sophia-Antipolis, FR; La Coruna, ES; Athens, GR; Coventry, GB)
- The exercise has beneficial effects on circulating endotoxin levels in obese women.** P2005  
 S.A. Jin, J.K. Oh, M.J. Kim, U.L. Choi, S.W. Seong, K.T. Ahn, S.W. Choi, I.W. Seong, J.O. Jeong (Daejeon, KR)
- Features of the diabetic population with acute heart failure in our reference area** P2006  
 I. Rilo Miranda, J.R. Beramendi Calero, S. Garcia Gutierrez, A. Anton Ladislao, L. Quintas Ovejero, C. Goena Vives, I. Villanueva Benito, I. Solla Ruiz, M. Morillas Bueno, F. De La Cuesta Arzamendi (San Sebastian, Bilbao and Mendaro, ES)

## Heart failure imaging

- Right ventricular outflow tract m-mode echocg in congestive heart failure** P2007  
 M. Tsverava, D.M. Tsverava (Tbilisi, GE)
- Right ventricular outflow tract tissue doppler parameters in congestive heart failure** P2008  
 M. Tsverava (Tbilisi, GE)
- 2D speckle tracking of the left ventricle for early detection of myocardial involvement in patients with systemic sclerosis** P2009  
 I. Zairi, Z. Jenifene, K. Mzoughi, M. Jabeur, F. Benmoussa, S. Kamoun, S. Fennira, L. Baili, S. Kraiem (Tunis, TN)
- Left ventricular diastolic function: the effect of exercise training in young athletes** P2010  
 S. Charfeddine, S. Mallek, M. Jabeur, D. Abid, F. Triki, L. Abid, S. Kammoun (Sfax, TN)
- Carotid intima-media thickness and arterial stiffness are the best determinants of left atrial reservoir function** P2011  
 A.O. Ciobanu, R. Dulgheru, R. Dragoi Galrinho, S.M. Magda, M. Florescu, R.C. Rimbas, R. Mincu, D. Vinereanu (Bucharest, RO; Liege, BE)
- The value of tissue doppler imaging in left ventricular diastolic function assessment** P2012  
 H. Gjergo, T. Goda, A. Simaku, P. Gjergo, S. Qirko (Tirana, AL)
- Cardiac magnetic resonance late gadolinium enhancement in patients with genetic dilated cardiomyopathy** P2013  
 A. Sousa, T. Pinho, P. Canedo, L. Lopes, O. Azevedo, A. Madureira, A. Belo, J. Silva Cardoso, J.C. Machado, E. Martins (Porto, Lisbon and Guimaraes, PT)
- Acute coronary syndrome with normal coronary angiography: a gender issue?** P2014  
 M. Braga, H. Nascimento, S.M. Oliveira, M. Vasconcelos, T. Pinho, R. Rodrigues, A. Madureira, P. Dias, M.J. Maciel (Porto, PT)
- Assessment of the left ventricle during heart failure: cardiac magnetic resonance or echocardiography ?** P2015  
 S. Naccache, W. Sdiri, R. Tlili, S. Longo, A. Mokaddem, Y. Ben Ameer, M.R. Boujnah (La Marsa, TN)
- Comparative study of coronary computed tomography versus coronary intravascular ultrasound and virtual histology for the diagnosis of cardiac allograft vasculopathy after heart transplantation** P2016  
 D. Rangel Sousa, N. Romero-Rodriguez, I. Esteve-Ruiz, M. Sobrino-Marquez, M.P. Gotarredona-Serrano, M.P. Villa-Gil-Ortega, E. Lage-Galle (Seville, ES)

**Biomarkers**

- The association of galectin-3 and clinical parameters in patients with chronic heart failure** P2017  
K. Gyamdjyan, M.L. Maximov (Moscow, RU)
- Association between neutrophil gelatinase-associated lipocalin (NGAL) and ventricular function in patients with chagas cardiomyopathy. Nephron or cardiomyocyte?** P2018  
L.E. Echeverria, L.S. Calvo-Betancourt, Z.M. Roa-Diaz, L.Z. Rojas-Sanchez, R.L. Campo-Torrenegra, A.M. Redondo-Gelvez, A.M. Torres-Bustamante, M.C. Villamizar (Floridablanca, CO)
- Low circulating microRNA levels in heart failure patients are associated with peripheral arterial disease** P2019  
E.L. Vegter, E.S. Ovchinnikova, T. Jaarsma, D.J. Van Veldhuisen, E. Berezhikov, P. Van Der Meer, A.A. Voors (Groningen, NL; Linköping, SE)
- The influence of the standard heart failure treatment on the RDW variation in patients with decompensated heart failure** P2020  
R.N. Siliste, A. Chitroceanu, R. Ianula, D. Spataru, D. Isacoff (Bucharest, RO)
- Influence of body mass index on laboratory and biomarkers in acute heart failure patients** P2021  
K.W. Streng, J.M. Ter Maaten, J.G. Cleland, M. Metra, M.M. Givertz, P. Ponikowski, H.L. Hillege, D.J. Van Veldhuisen, A.A. Voors, P. Van Der Meer (Groningen, NL; London, GB; Brescia, IT; Boston, US; Wroclaw, PL)
- The role of circulating miR-21, miR-34a, miR-423, miR-208a and miR-499a in ischemic and dilated cardiomyopathy** P2022  
A.V. Zaseeva, I.V. Zhironov, S.N. Tereschenko, A.A. Scvortcov, V.P. Masenko, A.G. Kochetov, R.R. Gimadiev, A.A. Abramov, O.V. Lyang (Moscow, RU)
- Prognostic value of high sensitivity troponin-T to identify patients at risk of primary graft dysfunction after heart transplantation** P2023  
A. Mendez Fernandez, J. Ordonez, S. Mirabet, J. Galan, M.L. Maestre, V. Brossa, L. Lopez, T. Koller, A. Sionis, E. Roig (Barcelona, ES)
- Galectin-3 in different phenotypes of heart failure** P2024  
C. Hage, A.-C. Bergman, M. Estonius, E. Donal, C. Linde, J.-C. Daubert, L.H. Lund (Stockholm, SE; Rennes, FR)
- High-sensitivity troponins are the most effective predictors of mortality after heart transplantation when compared to other cardiac and renal biomarkers** P2025  
J. Franekova, P. Secnik Jr, L. Hoskova, E. Pokorna, A. Jabor (Prague, CZ)
- Prognostic utility of ST2 level as a predictor of clinical outcomes in incidental dialysis patients.** P2026  
S.M. Seo, K.Y. Lee, H.E. Yoon, S.J. Shin (Incheon and Seoul, KR)
- Serum neprilysin and recurrent hospitalizations after acute heart failure** P2027  
G. Minana, J. Nunez, E. Nunez, A. Carratala, J. Sanchis, J. Lupon, J. Barallat, M.C. Pastor, D. Pascual-Figal, A. Bayes-Genis (Valencia, Badalona (Barcelona) and Murcia, ES)
- Plasma neutrophil gelatinase-associated lipocalin and long-term mortality in acute heart failure** P2028  
A. Paya Chaume, G. Minana, E. Rumiz, P. Palau, I. Cardells, E. Valero, V. Bodi, E. Nunez, J. Sanchis, J. Nunez (Valencia and Vila-Real, ES)

- The lymphocyte count and neutrophil/lymphocyte ratio as independent predictors for cardiac events in heart failure only in ischemic heart disease patients** P2029  
A.D. Farcas, M.A. Stoia, F.P. Anton, C.M. Goidescu, R.D. Ianos, S.E. Susca-Hojda, I.L. Gavrilă, D. Lutac, I.I. Burian, L. Vida-Simiti (Cluj Napoca, RO)
- Higher urinary hydrogen peroxide levels are associated with increased plasma renin activity and aldosterone concentration in patients with chronic heart failure** P2030  
M. Reina-Couto, T. Sousa, M. Morato, J. Carvalho, J. Afonso, P. Bettencourt, A. Albino-Teixeira (Porto, PT)
- Correlation between N-terminal pro-brain natriuretic peptide levels and myocardial involvement detected with 2D speckle tracking echocardiography in systemic sclerosis** P2031  
I. Zairi, K. Mzoughi, Z. Jenifene, M. Jabeur, F. Benmoussa, S. Kamoun, S. Fennira, K. Sondos, L. Baili (Tunis, TN)
- Brain natriuretic peptide guided transthoracic doppler 2D echocardiography requests is cost saving and effective way to rule out heart failure.** P2032  
C.B. Upadhyaya, G. Jenkins, A. Wong (Swansea and Bridgend, GB)
- Prognostic value of serial b-type natriuretic peptide in hospitalized heart failure patients and mortality** P2033  
B.S. Yoo, S.S. Khanam, E.H. Choi, J.Y. Kim, M.C. Cho (Wonju and Cheongju, KR)

## Nursing

- Embedding a specialist heart failure nurse into the general medicine teams to improve outcomes for patients with chronic heart failure** P2034  
A. Ness, R. Sanders, D. Prior, H. Gock, B. Smith (Melbourne, AU)
- A delphi study to update cardiac nursing core competencies.** P2035  
A. Bagnasco, R. Watson, G. Catania, F. Timmins, G. Aleo, M.P. Zanini, L. Sasso (Genoa, IT; Hull, GB; Dublin, IE)
- Retrospective profile research of the patients evaluated for the inclusion on the cardiac transplant queue of a period of fifteen years.** P2036  
F.D.C. Cruz, C.F. Fukuoka, B.F.B. Brito, B.M.S. Santos, E.A.B. Bocchi (São Paulo, BR)
- Adherence to heart failure treatment is generalizable across behaviors** P2037  
B. Riegel, C.S. Lee, V.V. Dickson (Philadelphia, Portland, OR and New York, US)
- Rach analysis of a heart failure self-care screening tool (Heart-FaST)** P2038  
J. Cameron, N. Reynolds, C.F. Ski, D.R. Thompson (Melbourne, AU)
- Patient with heart failure and relatives attitudes towards using reflection cards during educational program.** P2039  
G. Ingwersen, J.M. Baekbo Gudiksen, S. Hansen, E.B. Andersen (Roskilde, DK)
- Socio-demographic and clinical determinants of poor self-care in patients with heart failure and diabetes mellitus** P2040  
D. Ausili, P. Rebora, S. Di Mauro, B. Riegel, M. Paturzo, R. Alvaro, E. Vellone (Monza and Rome, IT; Philadelphia, US)
- Assessing the relationship between frailty syndrome and self-care in chronic heart failure** P2041  
I. Uchmanowicz, M. Wleklík, M. Lisiak, B. Jankowska-Polanska (Wroclaw, PL)

- Differential associations of somatic and cognitive depressive symptoms with vitamin D deficiency and cardiac event-free survival in patients with heart failure** P2042  
E.K. Song, S.M. Kang, Y.J. Lee (Ulsan and Seoul, KR)
- The effects of discharge planning on self-care ability in patients undergoing percutaneous transluminal coronary angioplasty in Iran.** P2043  
N. Aghakhani, M. Najafi (Urmia, IR)

## Population studies / Epidemiology

- Appropriateness of heart failure therapy in Bulgaria** P2044  
T. Katova, I. Simova, I. Bayraktarova (Sofia, BG)
- Characteristics of police patients with heart failure.** P2045  
L.S. Secco, S.M. Mettini, D.A.F. Fernandez, M.B. Baglioni, G.C. Cirone, M.G.M. Masuelli, S.M.P.G. Pereiro Gonzalez (Buenos Aires, AR)
- Changing trends in heart failure hospitalizations 2010-2015 for patients with HFpEF and HFrEF** P2046  
B. Kanazirev, M.S.D. Dimova, V.Z.Z. Zlateva, A.A.K. Kirkorova, J.D.K. Kashlov (Varna, BG)
- Risk factor differences by geography, income level and ethnicity among patients with heart failure from eleven Asian regions (the asian-hf registry)** P2047  
C.S.P. Lam, T.H.K. Teng, Miss W-T Tay, I. Anand, S. Zhang, W. Shimizu, C. Narasimhan, S-W Park, C.-M. Yu, T-Ngarmukos, R. Omar, E Reyes, B. Siswanto, C-L Hung, L.H. Ling, A-R Richards (Singapore, SG; Minneapolis, US; Beijing, CN; Tokyo, JP; Hyderabad, IN; Hong Kong, HK; Kuala Lumpur, MY; Jakarta, ID)
- Pharmacotherapy for heart failure in adult patients with congenital heart disease: initial results from challenge registry** P2048  
G. Giannakoulas, K. Vasiliadis, A. Frogoudaki, A. Tzifa, C. Ntellos, D. Parcharidou, D. Ntiloudi, H. Karvounis, K. Tsioufis, S. Rammos (Thessaloniki and Athens, GR)

## Psychosocial / Ethical concepts / Education

- Heart failure awareness: a cross-sectional study on misconceptions and educational opportunities** P2049  
G. Burneikaite, G. Grigaliunas, A. Kavoliuniene, J. Celutkienė, R. Maciunas, G. Kaklauskaitė, E. Lycholip, A. Grigaliuniene, M. Balciunas, S. Stork (Vilnius and Kaunas, LT; Wurzburg, DE)
- Differences of psychological features in patients with HF: results of a CAPS-LOCK HF (Complex Assessment of Psychological Status Located in Heart Failure) study** P2050  
M. Orszulak, K. Mizia-Stec, A. Siennicka, K. Goscinska-Bis, R. Blaszczyk, F. Szymanski, B. Michalski, K. Ptaszynska-Kopczynska, A. Hryniewicz-Szymanska, E. Jankowska (Katowice, Wroclaw, Lublin, Warsaw, Lodz and Bialystok, PL)
- Heart failure videos on a famous video-sharing website - the good, the bad, and the ugly: a study on the utility and education value for patients, healthcare practitioners and learners** P2051  
N. Bowers, C.M. Chow (Toronto, CA)
- Right ventricular dysfunction and depressive symptoms in patients with chronic heart failure: clinical and pathophysiologic implications** P2052  
I. Alexanian, V. Matzaraki, J. Parisis, A. Karavidas, D. Farmakis, V. Bistola, S. Lymperi, J. Lekakis, G. Filippatos (Athens, GR)



- Factors related to the psychological changings in elderly patients suffering from chronic heart failure** P2053  
V.N. Larina, E.V. Larina, N.K. Runikhina (Moscow, RU)
- Social support in patients with congestive heart failure after percutaneous coronary intervention** P2054  
V.A. Kuznetsov, G.S. Pushkarev, E.I. Yaroslavskaya (Tyumen, RU)
- How men with heart failure perceive male and female faces?** P2055  
D.P. Danel, A.E. Siennicka, P. Fedurek, T. Frackowiak, A. Dziedzic-Danel, P. Sorokowski, E.A. Jankowska, B. Pawlowski (Wroclaw, PL; Neuchâtel, CH)

**Exercise testing & training**

- prediction of exercise training effect of cardiac rehabilitation using rate pressure product, and peak METs and heart rate recovery on post revascularized patients** P2056  
G.R. Bacerlonia-Advincula, J. Patawaran (Manila, PH)
- A novel cardiopulmonary exercise testing prognosticating algorithm for heart failure patients with reduced and preserved ejection fraction** P2057  
I.Y.U. Giverts, M.G. Poltavskaya, A.A. Doletsky, O.N. Dikur, M.V. Kuznetsova, E.E. Yakubovskaya, V.P. Sedov, D.A. Andreev, A.L. Syrkin (Moscow, RU)
- The pattern of oscillatory ventilation during exercise and recovery in CPET is associated with the severity of chronic heart failure** P2058  
N. Panagopoulou, E. Karatzanos, P. Ferentinos, O. Papazachou, S. Dimopoulos, A. Tasoulis, A. Ntalianis, E. Repasos, S. Nanas, A. Sideris (Athens, GR)
- A comparison of the effect of outpatient cardiac rehabilitation between acute heart failure and acute myocardial infarction** P2059  
Y. Okazaki, K. Takabayashi, A. Ikuta, R. Fujita, S. Kitaguchi, R. Nohara (Hirakata, JP)
- Non invasive cardiac output measurement in 500 healthy volunteers: validation of new normal values** P2060  
C. Vignati, G. Cattadori, S. Farina, C. Boiti, F. Nicoli, A. Del Torto, N. Corrieri, P.G. Agostoni (Milan, IT)
- The impact of aerobic exercise training with vascular occlusion in patients with chronic heart failure** P2061  
Y. Tanaka (Osaka, JP)

**Prognosis**

- Neutrophil gelatinase-associated lipocalin in prediction of in-hospital heart failure and mortality in patients with acute myocardial infarction** P2062  
N. Sabanovic Bajramovic, M. Kulic, A. Durak Nalbantic, E. Hodic, N. Resic, N. Serdarevic, M. Dilic, A. Begic, L. Brigic, M. Halilcevic (Sarajevo, BA)
- Predictors of very short term (<72 hours) hospital admission or death in patients with decompensation of heart failure attended in primary care setting** P2063  
J.M. Verdu, M.A. Munoz, L. Pirretas, L. Pifarre, M.Q. Guitart, C. Enjuanes, A.M. Galan, M.J. Gonzalez-Moneo, E. Vinyoles, A. Casado (Barcelona, ES)

- Factors influencing the occurrence of adverse cardiac events in patients with chronic heart failure** P2064  
 M. Janusz-Jenczen, B. Hornik, I. Wlodarczyk, A. Mlynarska (Katowice, PL)
- Alcohol consumption and heart failure in patients with previous revascularization; a substudy of the POP-HF study** P2065  
 P. Mitrovic, B. Stefanovic, M. Radovanovic, N. Radovanovic, D. Rajic, G. Matic, R. Lasica, I. Subotic, N. Mijic, Z. Vasiljevic (Belgrade, RS)
- Transient loss of consciousness assessment in a University Hospital: from diagnosis to prognosis.** P2066  
 A.R. Godinho, M. Silva, G. Pestana, M. Tavares-Silva, M.J. Maciel, J. Freitas (Porto, PT)
- Prognostic factors and outcomes of Extracorporeal membrane oxygenation support in patients who suffer from cardiogenic shock.** P2067  
 D.H. Kim, J.M. Cho, H.J. Hwang, I.S. Sohn, C.B. Park, E.S. Jin, C.J. Kim (Seoul, KR)
- Validation of the Seattle Heart Failure Model (SHFM) for mortality risk prediction in a portuguese population** P2068  
 A.R. Marinheiro, P. Amador, T. Duarte, C. Sa, R. Rodrigues, M. Fonseca, R. Caria (Setubal, PT)
- Prognostic significance of the echocardiographic assessment of inferior vena cava in chronic heart failure.** P2069  
 K. Luczak, T. Ciorus, J. Drozd, K. Piestrzeniewicz (Lodz, PL)
- Comparative analysis of three prognostic scores in heart failure with reduced ejection fraction** P2070  
 P. Freitas, C. Aguiar, A. Ferreira, A. Ventosa, M. Mendes (Lisbon, PT)
- One year prognostic value of Jung variable for acute heart failure in patients with acute ST elevation myocardial infarction treated invasively** P2071  
 A. Vulin, R. Jung, S. Obradovic, G. Panic, J. Dejanovic, V. Ivanovic, I. Ivanov, T. Popov, S. Petkovic - Curic, D. Penjaskovic (Sremska Kamenica, Belgrade, Zrenjanin and Sremska Mitrovica, RS)
- Hand-carried ultrasound assessment of the inferior vena cava at discharge for predicting readmission and mortality after hospitalization for acute decompensated heart failure** P2072  
 E. Roy, R. Costa, M. Ciudad, C. Rodriguez, P. Carles, E. Diaz De Mayorga, A. Bautista, P. Gil (Madrid, ES)
- Gender-related risk of dying in patient after cardiac resynchronization** P2073  
 A. Mlynarska, R. Mlynarski, J. Biernat, K.S. Golba (Katowice, PL)
- Clinical impact of gender in mortality after transcatheter aortic valve implantation for severe aortic stenosis** P2074  
 E. Munoz-Garcia, M. Munoz-Garcia, A.J. Munoz Garcia, A.J. Dominguez-Franco, J.M. Garcia-Pinilla, M.F. Jimenez-Navarro, J.H. Alonso-Briales, J.M. Hernandez-Garcia, E. De Teresa-Galvan (Malaga and Jaén, ES)
- Predictive value of the shock index on long term mortality in patients treated with successful primary percutaneous coronary intervention** P2075  
 L. Savic, I. Mrdovic, M. Asanin, G. Krljanac, R. Lasica, B. Kastel (Belgrade, RS)

## Pathophysiology

**Meta-analysis about the effects of transcatheter closure of patent foramen ovale for secondary prevention of stroke or transient ischemic attack** P2076

C. Ariano, R. De Vecchis (Naples, IT)

**Thromboembolic findings in heart failure patients submitted to necropsy** P2077

L.K.R. Almeida, L.F.L. Dinardi, T.V. Pereira, T.S. Barbosa, L.A. Benvenuti, S.M. Ayub-Ferreira, V.S. Issa, E.A. Bocchi (Sao Paulo, BR)

**Serum activity of selenium in various phenotypes of heart failure: clinical and pathophysiologic implications** P2078

I. Alexanian, J. Parissis, H. Pantziou, L. Pappas, S. Lymperi, S. Ioannidou, A. Sideris, D. Kremastinos, J. Lekakis, G. Filippatos (Athens, GR)

## Hypertension / LV hypertrophy/ Renal denervation

**24-hour patterns of central and peripheral systolic blood pressure in the very elderly with heart failure with preserved ejection fraction** P2079

N. Ezhova, A. Alam, Y. Kotovskaya, Z. Kobalava (Moscow, RU)

**No association is observed between long- and short-term blood pressure variability in patients with controlled arterial hypertension without heart failure** P2080

E. Troitskaya, Y. Kotovskaya, Z. Kobalava (Moscow, RU)

**Effect of treatment bisoprolol and verapamil on left ventricular diastolic function, arterial stiffness and cardiovascular coupling.** P2081

I.A. Orlova, M. Vitsenia, G. Mikhaylov, F. Khezheva (Moscow, RU)

**Study of association of vitamin D and hypertension in a South Asian cohort** P2082

A.K. Pradhan, A. Singh, S. Priya (Lucknow, IN)

**Factors associated with left ventricle diastolic function in patients with arterial hypertension and mildly reduced kidney function** P2083

O. Torbas, Y.U. Sirenko, G. Radchenko, O. Rekovets, S. Kushnir, V. Granich, A. Dobrokhod (Kiev, UA)

**Benefit of forty-eight-hour ambulatory blood pressure monitoring in hemodialysis population** P2084

K. Mnif, F. Jarraya, H. Chaker, H. Mahfoudh, S. Feki, S. Charfeddine, L. Abid, S. Kammoun, K. Kammoun, J. Hachicha (Sfax, TN)

## HFpEF - Heart failure with preserved ejection fraction

**Association of Serum liver enzymes with E/Em ratio in patients with heart failure preserved ejection fraction (HFPEF)** P2085

F. Vakilian, D.R.F.E. Ghaderi, S.O.H. Kasraee (Mashad, IR)

**The relationship between arterial stiffness and left ventricular ejection fraction in heart failure.** P2086

K. Takagi, N. Sato, S. Ishihara, W. Shimizu (Kanagawa and Tokyo, JP)

**Relationship between left ventricle geometry and disorders of glucose metabolism in patients with heart failure with preserved ejection fraction** P2087

A. Furman-Niedziejko, K. Bury, K. Golinska-Grzybala, M. Wilczynska-Golonka, J. Zalewski, J. Nessler (Krakow, PL)

## Baseline hemodynamic characteristics of patients in the REDUCE elevated left atrial pressure in patients with heart failure trial

P2088

D. Burkhoff, D. Muller, D. Walters, P. Neuzil, M.C. Post, I. Lang, P. Ruygrok, P. Guerin, D. Kaye, G. Hasenfuss (New York, US; Sydney, Brisbane and Melbourne, AU; Prague, CZ; Nieuwegein, NL; Vienna, AT; Auckland, NZ; Nantes, FR; Gottingen, DE)

## Gene and cell therapy

### Re-do cell base therapy in patients with chronic coronary artery disease

P2089

A. Nemkov, B. Afanasiev, S. Belyi, J.U. Nesteruk, V. Lukashenko, V. Komok, N. Bunenkov, E. Babenko, A. Kalenichenko (St-Petersburg, RU)

### Gene polymorphism of beta receptors in patients with chronic heart failure

P2090

U. Kamilova, T. Alieva (Tashkent, UZ)

## Ischemia / Reperfusion / Preconditioning / Postconditioning

### First-in-man safety and efficacy of the adipose graft transposition procedure (AGTP) in patients with a myocardial scar.

P2091

P. Gastelurrutia, A. Bayes-Genis, M.L. Camara, A. Teis, J. Lupon, X. Ruyra, S. Roura, A. Revilla, J.A. San Roman, C. Galvez-Monton (Badalona and Valladolid, ES)

### Impact of regional wall motion abnormality on myocardial infarction with mild cardiac troponin elevation is different according to the degree of left ventricular dysfunction

P2092

J.Y. Cho, K.H. Kim, H.J. Yoon, Y. Ahn, M.H. Jeong, J.G. Cho, J.C. Park, Y.J. Kim, M.C. Cho, H.S. Kim (Gwangju, Daegu, Cheongju and Seoul, KR)

### Myocardial mechanics within 24 hour after successful reperfusion in acute ST segment elevation myocardial infarction are still compromised even in normal left ventricular ejection fraction

P2093

E.J. Cho, J.J. Kim, B.H. Whang, D.B. Kim, S.W. Jang, H.K. Jeon (Seoul, KR)

### The added assessment of combined administration of carperitide and nicorandil for acute myocardial infarction patients with successful percutaneous coronary intervention

P2094

S. Hisatake, S. Kiuchi, T. Kabuki, S. Dobashi, T. Oka, T. Ikeda (Tokyo, JP)

### Combined therapy of CAD accompanied by gastroduodenal pathology

P2095

Y. Tarlovskaya, Z. Simonova, Y. Balandina (Nizhny Novgorod and Kirov, RU)

### Clinical expression of acute myocardial infarction with and without ST segment elevation in a specific population

P2096

C. Costa, D. Durao, M. Leal (Santarem, PT)

### Revascularisation of patients with acute myocardial infarction without ST segment elevation and an ejection fraction lesser than 40%, without high or very high risk criteria

P2097

C. Costa, D. Durao, M. Leal (Santarem, PT)

### Predictors of mid-term clinical outcome of patients treated for acute coronary syndrome

P2098

M. Vaylukis, B. Pocesta, H. Taravari, E. Shehu, I. Kotlar, F. Janusevski, F. Taneski, S. Kedev (Skopje, MK)

**Acute coronary dissection in a woman, due to emotional stress, presenting initially with a normal electrocardiogram and minimal elevation of troponin and causing an acute coronary syndrome.**

P2099

P. Zagklavira, N. Karanikolas, K. Zabelis, G. Bokos, P. Tzevelekos, G. Anagnostou, F. Aivalioti, Z. Karamigou, I. Rentoukas, S. Lymeri (Athens, GR)

## Molecular biology / Genetics

**Preamplified real-time RT-PCR analyses of endomyocardial biopsies by T-PreAmp**

P2100

M. Noutsias, P. Schlattmann, C.V. Pohl, T. Kretzschmar, V.P. Patil, L. Seres-Sturm, P.C. Schulze, B. Horvath (Jena and Marburg, DE)

**Role of mitochondria in intraventricular conduction delay: association between TOMM40 polymorphism and left branch bundle block.**

P2101

G. Di Stolfo, S. Mastroianno, D. Seripa, G. Paroni, C. Gravina, C.D. arienzo, G. De Luca, D.R. Potenza, A. Russo, R. Fanelli (San Giovanni Rotondo, IT)

**Polymorphism Glu298Asp NOS-3 gene in patients with chronic heart failure**

P2102

U. Kamilova, C. Abdullaeva (Tashkent, UZ)

## Vascular biology

**Association of adrenomedulin and atrial natriuretic peptide with endothelial function and peripheral vascular resistance in heart failure subjects**

P2103

E. Economou, E. Dimitropoulos, G. Siasos, C. Chrysochoou, A. Giannaki, E. Zacharia, K. Mourouzis, G.A. Papamikroulis, L. Naar, D. Tousoulis (Athens, GR)

**Mediterranean diet and erectile dysfunction**

P2104

A. Samentzas, D. Papadimitriou, G. Sionis, D. Papasaikas, G. Papagiannis, G. Blazakis, P. Stougiannos, V. Mountaki, A. Trikas (Athens, GR)

## Basic Science - Poster discussant - 10:00 - 11:00

P2105

I.G. Lunde (Oslo, NO); R. Madonna (Chieti, IT)

## Basic Science: Arrhythmias and treatment

**Dantrolene reduces cellular arrhythmogenic triggers in human atrial fibrillation and heart failure**

P2106

S. Pabel, N. Hartmann, J. Herting, T.H. Fischer, N. Frey, G. Hasenfuss, S. Sossalla (Göttingen and Kiel, DE)

## Basic Science: Atrial fibrillation

**Effects of atrial fibrillation on ventricular calcium cycling in human myocardium**

P2107

J. Herting, N. Hartmann, J. Eiringhaus, S. Pabel, G. Hasenfuss, S.T. Sossalla, T.H. Fischer (Göttingen, DE)

- Pitx2 modulates atrial membrane potential, rendering atrial cells susceptible to antiarrhythmic drug treatment with sodium channel blockers** P2108  
 S.M. Kuhlmann, A.P. Holmes, F. Syeda, T.Y. Yu, S. Tull, D. Pavlovic, L. Fabritz, P. Kirchhof (Birmingham, GB)
- The relation of atrial fibrillation to the severity of dyspnea in patients presenting to the emergency room** P2109  
 R. Zeimaite, V. Juknevičius, J. Celutkienė (Vilnius, LT)

## Basic Science: Valvular heart disease (diagnosis, management and interventional therapies)

- The value of exosomal miRNAs to predict clinical outcome in patients undergoing percutaneous mitral valve repair using MitraClip system** P2110  
 O.M. Galuszka, M. Gast, A. Stroux, X. Wang, D. Steffens, C. Skurk, U. Landmesser, W. Poller, M. Gross, M. Kasner (Berlin, DE)
- Permanent pacemaker implantation in patients undergoing trans-catheter aortic valve implantation: 1st year single center experience** P2111  
 J.C. Duarte Rodrigues, F.S. Saraiva, M.T.S. Tavares Silva, J.C.S. Carlos Silva, R.R. Rodrigues, D.M. Magalhaes, P.A. Almeida, M.C. Campelo, P.P. Pinho, M.J.M. Julia Maciel (Porto, PT)

## Basic Science: Devices / CRT / ICD

- Different response to cardiac resynchronization therapy in patients with congestive heart failure** P2112  
 A.M. Soldatova, V.A. Kuznetsov, D.V. Krinochkin, T.N. Enina (Tyumen, RU)
- The effect of biventricular stimulation in patients with chronic heart failure with moderate clinical manifestations** P2113  
 E.S. Atroshchenko, Y.P. Ostrovskiy, D.V. Romenovskiy, V.A. Sujayeva, O.V. Koshlataya, I.V. Sidorenko, V.V. Shumavets (Minsk, BY)
- Measurement of left ventricular ejection fraction in candidates to implantable cardioverter-defibrillator: echocardiography versus radionuclide ventriculography in 67 patients** P2114  
 C. Katsanos, L. Paccaloni, M. Capponi, F. Pellone, D. Bela', C. Palpacelli, G.L. Morgagni (Macerata, IT)
- Endothelial dysfunction with continuous flow left ventricular assist device support: effects on the number and function of endothelial progenitor cells** P2115  
 T. Hasin, E. Lev, D. Leshem-Lev, D. Murninkas, B. Ben-Avraham, M. Abuhazira, V. Rubchevsky, D. Aravot, R. Kornowski, T. Ben-Gal (Jerusalem and Petah Tikva, IL)
- A novel implantable counterpulsation assist device optimizes left ventricular mechanoenergetics and improves myocardial perfusion in a porcine model of acute heart failure** P2116  
 C. Kontogiannis, D. Aravantinos, C.J. Kapelios, Y. Nanas, S. Marinakis, S. Sarchosi, C. Charitos, D. Perrea, J. Nanas, K. Malliaras (Athens, GR)

## Basic Science: Heart failure imaging

- Limited increase of cardiac index and myocardial perfusion during dobutamine-stress in a porcine model of early HFpEF: a cardiac magnetic resonance imaging study.** P2117  
A. Alogna, M. Manning, U. Reiter, G. Reiter, G. Adelsmayr, J. Verderber, M. Fuchsjaeger, D. Scherr, B. Pieske, H. Post (Berlin, DE; Graz, AT)
- Native myocardial T1 times are not necessarily increased with myocardial collagen: a preclinical study in hypertensive hypertrophic heart disease.** P2118  
A. Alogna, M. Manning, U. Reiter, G. Reiter, D. Zweiker, D. Scherr, C. Muehlfeld, M. Fuchsjaeger, B. Pieske, H. Post (Berlin and Hannover, DE; Graz, AT)
- Challenging diagnosis in constrictive pericarditis** P2119  
C. Tarau (Cluj Napoca, RO)
- Left ventricular remodeling in patients with type 2 diabetes mellitus** P2120  
A. Banushi, I. Refatlari, V. Paparisto, E. Konda, J. Dragoti, A. Goda (Tirana, AL)
- Imaging cardiac hydatid cysts: 10 cases.** P2121  
H. Drissa, M. Drissa, H. Malek, F. Yahia, A. Bouslimi, M. Che (Tunis, TN)

## Basic Science: Exercise testing & training

- Effect of cardiac rehabilitation on progenitor endothelial cells in patients with heart failure** P2122  
L. Gatta, A. Armani, F. Molinari, G. Marazzi, G. Caminiti, C. Mammi, C. Vitale, G.M.C. Rosano, M. Volterrani (Rome, IT)
- Effect of a cardiac rehabilitation program on circulating CD34/CD117 cells, their proliferation and, metalloproteinases profile in patients with heart failure** P2123  
L. Gatta, G.M.C. Rosano, A. Armani, F. Molinari, G. Marazzi, G. Caminiti, M. Volterrani (Rome, IT)
- Effect of exercise training on serum capacity to induce endothelial cell death in patients with chronic heart failure** P2124  
C. Mammi, M. Caprio, L. Gatta, A. Feraco, G. Caminiti, G. Marazzi, C. Vitale, M. Volterrani, G.M.C. Rosano (Rome, IT)
- Reference equations for the six-minute walk test in heart failure patients** P2125  
G. Pepera, L. Ingle, G. Peperas, G.R. Sandercock (Colchester and Hull, GB; Lamia, GR)

## Basic Science: Prognosis

- Differences between overweight/obese patients and normal weight patients with stable heart failure. A Possible link to survival benefit** P2126  
R.B. Phanithi, E.E. Egom, A.A. Jago, A.M. Maher, S.M. Fahy, S. Fall, V. Maher (Dublin, IE)

## Basic Science: Left ventricular function

- Left ventricular function in asymptomatic scleroderma patients about 25 cases** P2127  
H. Drissa, M. Drissa, H. Malek, A. Bouslimi, M. Cheour, S. Helali, S. Kaabachi (Tunis, TN)
- Platelet function parameters assessment by Multiplate aggregometry and leucocyte count in patients with acute coronary syndrome and lower ejection fraction** P2128  
M. Isailovic-Kekovic, P. Kekovic, P. Cvetkovic (Prokuplje and Nis, RS)







# INDEX

|                       |                 |
|-----------------------|-----------------|
| Sessions by Topic     | Page 257        |
| Sessions by Category  | Page 258 to 261 |
| Chairpersons & Judges | Page 262 to 263 |
| Speakers              | Page 264 to 266 |
| Authors               | Page 267 to 311 |



# MILLIONS OF PEOPLE IN THE WORLD HAVE HEART FAILURE

ONE WEBSITE CAN HELP THEM UNDERSTAND THEIR CONDITION AND TAKE THE NECESSARY STEPS TO LIVE FULL AND ACTIVE LIVES



## EXPLORE THE SITE TO FIND OUT ABOUT :



**WHAT ARE THE WARNING SIGNS ?**



**ADVICE ON WHAT YOU CAN DO**



**HELPING YOU UNDERSTAND HEART FAILURE**



**TIPS FOR LIVING WITH HEART FAILURE**

## WWW.HEARTFAILUREMATTERS.ORG



**CAPTIVATING ANIMATIONS**



**PERSONAL EXPERIENCE VIDEOS**



**PRACTICAL PATIENT INFORMATION**



**DOWNLOADABLE TOOLS**

Heartfailurematters.org is an educational website for people with heart failure, their families and carers. It was developed by cardiologists, nurses and primary care physicians from the Heart Failure Association of the European Society of Cardiology.

This website is available in numerous languages





|                                                                             |                                                                                                                                                                                                         |
|-----------------------------------------------------------------------------|---------------------------------------------------------------------------------------------------------------------------------------------------------------------------------------------------------|
| Acute heart failure                                                         | 33, 36, 39, 41                                                                                                                                                                                          |
| Acute heart failure (diagnosis, pathophysiology)                            | 31, 42, 90, 97                                                                                                                                                                                          |
| Acute heart failure (management)                                            | 23, 24, 29, 30, 37, 85, 113, 117, 153                                                                                                                                                                   |
| Advanced heart failure                                                      | 23, 38, 85, 88, 112, 153, 170                                                                                                                                                                           |
| Anaemia and iron deficiency                                                 | 102, 163                                                                                                                                                                                                |
| Arrhythmias and treatment                                                   | 104, 164                                                                                                                                                                                                |
| Biomarkers (other)                                                          | 164                                                                                                                                                                                                     |
| Cancer and anti-cancer drugs / Cardiotoxicity / Cachexia                    | 39                                                                                                                                                                                                      |
| Cardiac resynchronisation therapy                                           | 103                                                                                                                                                                                                     |
| Cardiac Surgery                                                             | 226                                                                                                                                                                                                     |
| Cardiomyopathy                                                              | 165                                                                                                                                                                                                     |
| Cardiomyopathy (other)                                                      | 173                                                                                                                                                                                                     |
| Cell Signalling                                                             | 101                                                                                                                                                                                                     |
| Chronic heart failure                                                       | 35, 43, 89, 95, 101, 116, 158, 159, 168, 169, 171, 178, 225                                                                                                                                             |
| Chronic heart failure (management)                                          | 24, 38                                                                                                                                                                                                  |
| Comorbidities                                                               | 42, 89, 96,                                                                                                                                                                                             |
| Devices / CRT / ICD                                                         | 105, 157, 171, 179, 183, 226                                                                                                                                                                            |
| Disease management programmes                                               | 33, 90, 111                                                                                                                                                                                             |
| Diuretics and fluid status management                                       | 37                                                                                                                                                                                                      |
| Drug therapy, other                                                         | 32, 98, 100                                                                                                                                                                                             |
| Exercise testing and training                                               | 173                                                                                                                                                                                                     |
| Gene and cell therapy                                                       | 91                                                                                                                                                                                                      |
| Heart failure imaging                                                       | 107, 158, 172                                                                                                                                                                                           |
| HFpEF - Heart failure with preserved ejection fraction                      | 157                                                                                                                                                                                                     |
| Ischemia / Reperfusion / Preconditioning / Postconditioning                 | 98                                                                                                                                                                                                      |
| Miscellaneous                                                               | 25, 26, 27, 29, 31, 44, 46, 48, 81, 92, 93, 94, 97, 99, 105, 106, 108, 109, 110, 111, 112, 113, 114, 115, 120, 156, 161, 162, 163, 166, 174, 176, 177, 179, 180, 181, 186, 220, 225, 227, 228, 229, 232 |
| Myocarditis                                                                 | 179, 226                                                                                                                                                                                                |
| Population studies / Epidemiology                                           | 30                                                                                                                                                                                                      |
| Sleep disorder breathing                                                    | 172                                                                                                                                                                                                     |
| Telemedicine & remote patient management                                    | 114                                                                                                                                                                                                     |
| Valvular heart disease (diagnosis, management and interventional therapies) | 34, 86, 87, 154, 155, 165, 167                                                                                                                                                                          |



### Abstract Sessions

|                                                             |     |
|-------------------------------------------------------------|-----|
| • Novel drugs - how do they work?                           | 25  |
| • Clinical case competition                                 | 31  |
| • Nursing Investigator Award                                | 92  |
| • Young Investigator Award: Basic and Translational Science | 108 |
| • Young Investigator Award: Clinical                        | 99  |

### Basic Science - Translational

|                                                                    |     |
|--------------------------------------------------------------------|-----|
| • Cardiac challenges during pregnancy                              | 173 |
| • Cardiomyopathies: what are the mechanisms?                       | 165 |
| • Directions in HFpEF research                                     | 43  |
| • Forever young! Or how to age without heart failure               | 158 |
| • How to repair the failing heart                                  | 91  |
| • How vessels contribute to heart failure                          | 114 |
| • Post myocardial infarction: novel ways to prevent heart failure? | 97  |
| • Stress-induced cardiomyopathy: the heart-brain connection        | 31  |
| • The cardiac response to cancer                                   | 39  |

### Clinical Cases

|                                                                                            |     |
|--------------------------------------------------------------------------------------------|-----|
| • Clinical Case 3: Heart (under) attack: cardiac involvement in systemic diseases          | 166 |
| • Clinical Case 2: What a mass! Cases of cardiac masses and other structural abnormalities | 115 |

### Comorbidities and heart failure

|                                             |    |
|---------------------------------------------|----|
| • How to tackle congestion in heart failure | 37 |
| • The cardiac response to cancer            | 39 |

### Current Evidence-based Management

|                                               |     |
|-----------------------------------------------|-----|
| • Exercise training: for whom, when and how?  | 173 |
| • Spotlight : insufficienza cardiaca avanzata | 38  |

### EBAC Accredited Educational Programmes

|                                                                                                                  |     |
|------------------------------------------------------------------------------------------------------------------|-----|
| • Diabetes & heart failure: evaluating novel strategies to address outcomes                                      | 35  |
| • Optimizing RAAS inhibition in heart failure: novel treatment considerations for the management of hyperkalemia | 169 |

### EBAC Accredited Educational Programmes - Experts on the Spot

|                                                                                                  |     |
|--------------------------------------------------------------------------------------------------|-----|
| • Implications of novel treatment strategies for the management of hyperkalemia in heart failure | 178 |
| • Novel strategies for addressing diabetes & heart failure: evaluating cardiovascular outcomes   | 95  |

### ESC Clinical Practice Guidelines

|                                                                                                        |     |
|--------------------------------------------------------------------------------------------------------|-----|
| • The new ESC Guidelines for the diagnosis and treatment of acute and chronic heart failure - Overview | 29  |
| • The new ESC Guidelines: Focus on acute heart failure                                                 | 41  |
| • The new ESC Guidelines: Focus on arrhythmias and devices                                             | 164 |
| • The new ESC Guidelines: Focus on chronic heart failure                                               | 225 |
| • The new ESC Guidelines: Focus on co-morbidities                                                      | 96  |
| • The new European Guidelines on CVD Prevention 2016. Be the first to know!                            | 225 |

### Hands-On Tutorials

|                                                                                                                     |                  |
|---------------------------------------------------------------------------------------------------------------------|------------------|
| • Advanced heart failure and ventricular assist device therapy: the right patient. The right time. The right device | 88               |
| • How to assess mitral valve and mitral regurgitation with transthoracic echocardiographic ultrasound               | 86, 87, 154, 155 |
| • Inodilators and renal function                                                                                    | 85               |
| • Inodilators in advanced heart failure                                                                             | 85               |
| • Inodilators in repetitive doses                                                                                   | 153              |

### Hands-On Tutorials (continued)

|                                                                                            |                  |
|--------------------------------------------------------------------------------------------|------------------|
| • Inotropes in acute heart failure.....                                                    | 153              |
| • Tools for real-time patient management.....                                              | 88               |
| • Transcatheter mitral valve repair device.....                                            | 86, 87, 154, 155 |
| • Treating mitral regurgitation in heart failure patient: from diagnosis to follow-up..... | 86, 87, 154, 155 |
| • Ventricular assist device technology workshop.....                                       | 88               |

### Heart Failure with Preserved Ejection Fraction

|                                                                                          |     |
|------------------------------------------------------------------------------------------|-----|
| • What a clinician should know about heart failure with preserved ejection fraction..... | 157 |
|------------------------------------------------------------------------------------------|-----|

### Imaging and Biomarkers

|                                                                  |     |
|------------------------------------------------------------------|-----|
| • Imaging technique in the decision making of heart failure..... | 107 |
|------------------------------------------------------------------|-----|

### Interventions Devices and Telemonitoring

|                                        |     |
|----------------------------------------|-----|
| • Devices at crossroads.....           | 171 |
| • How to manage VAD complications..... | 226 |

### Joint Sessions

|                                                                                     |     |
|-------------------------------------------------------------------------------------|-----|
| • A global view on the new heart failure guidelines: crossing the great divide..... | 113 |
| • Alliance against heart failure: call for action.....                              | 106 |
| • Controversies in cardiac re-synchronisation therapy.....                          | 97  |
| • New developments and controversial issues in heart failure.....                   | 38  |
| • Tips and tricks – how could echocardiography help to survive an ICU shift?.....   | 158 |

### Local Language Sessions

|                                                                                          |    |
|------------------------------------------------------------------------------------------|----|
| • La gestione ambulatoriale dello scompenso cardiaco.....                                | 30 |
| • Modelli di cura per lo scompenso: la sintesi fra appropriatezza e costo-efficacia..... | 24 |
| • Spotlight: insufficienza cardiaca avanzata.....                                        | 38 |

### Local Tracks

|                                                                                          |     |
|------------------------------------------------------------------------------------------|-----|
| • Imaging technique in the decision making of heart failure.....                         | 107 |
| • Implementation of heart failure guidelines in clinical practice.....                   | 90  |
| • La gestione ambulatoriale dello scompenso cardiaco.....                                | 30  |
| • Modelli di cura per lo scompenso: la sintesi fra appropriatezza e costo-efficacia..... | 24  |
| • Old and new therapeutic targets.....                                                   | 98  |
| • Spotlight : insufficienza cardiaca avanzata.....                                       | 38  |

### Mobile App Interactive Sessions

|                                                        |     |
|--------------------------------------------------------|-----|
| • Acute heart failure: when the going gets tough.....  | 23  |
| • Challenging clinical scenarios in heart failure..... | 112 |
| • Devices at crossroads.....                           | 171 |
| • Drug therapy in the patient with comorbidities.....  | 179 |

### Moderated Posters

|                                                                                                              |     |
|--------------------------------------------------------------------------------------------------------------|-----|
| • Clinical Case Corner 1: Heart failure untold: the cutting edge of heart failure management.....            | 27  |
| • Clinical Case Corner 2: Catch me, if you can: cases of very fast (or slow) heart - Part I.....             | 94  |
| • Clinical Case Corner 3: Catch me, if you can: cases of very fast (or slow) heart - Part II.....            | 110 |
| • Clinical Case Corner 4: When the heart is burning: cases of inflammatory cardiac involvement - Part I..... | 162 |
| • Clinical Case Corner 5: When the heart is burning: cases of inflammatory cardiac involvement Part II.....  | 177 |
| • Clinical Case Corner 6: Friendly fire: the heart deals with cancer.....                                    | 228 |
| • Moderated Poster Session 1 - Acute Heart Failure.....                                                      | 26  |
| • Moderated Poster Session 2 - Cardiomyopathy.....                                                           | 93  |



### Moderated Posters (continued)

|                                                            |     |
|------------------------------------------------------------|-----|
| • Moderated Poster Session 3 - Top news on Biomarkers..... | 109 |
| • Moderated Poster Session 4 - Basic Science.....          | 161 |
| • Moderated Poster Session 5 - Population studies.....     | 176 |
| • Moderated Poster Session 6 - Comorbidities.....          | 227 |

### New and Emerging Therapies

|                                                                        |     |
|------------------------------------------------------------------------|-----|
| • Advanced heart failure therapies as a bridge to transplantation..... | 157 |
| • Novel heart failure therapies.....                                   | 23  |
| • Old and new therapeutic targets.....                                 | 98  |

### Other Sessions

|                                                                                            |     |
|--------------------------------------------------------------------------------------------|-----|
| • A tribute to Henry Krum.....                                                             | 180 |
| • Cardio-oncology in heart failure service.....                                            | 96  |
| • Heart transplantation in 2016.....                                                       | 226 |
| • ICD therapy in heart failure.....                                                        | 179 |
| • Imaging and biomarkers in heart failure: what does the future hold?.....                 | 172 |
| • Management of atrial fibrillation in heart failure.....                                  | 105 |
| • Mitral and Tricuspid valvular interventions in heart failure.....                        | 165 |
| • Myocardial protection and regeneration: can we change the balance in heart failure?..... | 226 |
| • Myocarditis: update 2016.....                                                            | 179 |
| • Revascularisation strategies in ischemic heart failure.....                              | 171 |
| • Sleep breathing disorders in heart failure.....                                          | 172 |
| • Tele-medical management and remote care in heart failure.....                            | 114 |
| • What a busy clinician needs to know about LCZ696 for heart failure.....                  | 112 |
| • What heart failure specialists can learn from trials in other disease areas.....         | 106 |

### Patient Care

|                                                                        |    |
|------------------------------------------------------------------------|----|
| • Challenges in the management of heart failure.....                   | 89 |
| • Implementation of heart failure guidelines in clinical practice..... | 90 |
| • Individualising therapy in heart failure.....                        | 37 |

### Poster Sessions

|                                                                |     |
|----------------------------------------------------------------|-----|
| • Clinical Forum - Mon. 23 May 08:30 - Tues. 24 May 12:30..... | 220 |
| • Clinical Forum - Sat. 21 May 08:30 - Sun. 22 May 18:00.....  | 81  |
| • Poster Session 1.....                                        | 48  |
| • Poster Session 2.....                                        | 120 |
| • Poster Session 3.....                                        | 186 |
| • Poster Session 4.....                                        | 232 |

### Rapid Fire Abstracts

|                                                        |     |
|--------------------------------------------------------|-----|
| • Rapid Fire 1 - Acute heart failure.....              | 39  |
| • Rapid Fire 2 - Imaging in chronic heart failure..... | 44  |
| • Rapid Fire 3 - Chronic heart failure management..... | 159 |
| • Rapid Fire 4 - Devices.....                          | 174 |
| • Rapid Fire 5 - Comorbidities.....                    | 181 |

### Satellite Symposium

|                                                                                                                                                   |     |
|---------------------------------------------------------------------------------------------------------------------------------------------------|-----|
| • Furosemide 2.0: furosemide for subcutaneous administration: a novel tool in the management of the pre and post acute heart failure patient..... | 33  |
| • How to care for patients with tricuspid insufficiency.....                                                                                      | 167 |
| • How to implement the new HFA/ESC guidelines on heart failure in clinical practice.....                                                          | 33  |
| • Hyperkalaemia: are your patients missing out?.....                                                                                              | 168 |
| • Iron deficiency matters in chronic heart failure.....                                                                                           | 102 |



### Satellite Symposium (continued)

|                                                                                                                        |     |
|------------------------------------------------------------------------------------------------------------------------|-----|
| • Latest developments in cardiac resynchronisation therapy.....                                                        | 103 |
| • Optimizing current and integrating new treatments to improve outcomes in heart failure: practical insights.....      | 100 |
| • Optimizing heart failure care: if not now, when?.....                                                                | 116 |
| • Oral anticoagulation in patients with heart failure: today and tomorrow.....                                         | 117 |
| • Present and future of device therapy in heart failure.....                                                           | 183 |
| • Screening for sudden cardiac death in the newly diagnosed heart failure patient: the role of the Wearable            |     |
| • Cardioverter Defibrillator.....                                                                                      | 104 |
| • Stepping up to improve outcomes in heart failure: the role and future of new versus current treatments.....          | 32  |
| • Surrounding heart failure: a multidisciplinary approach?.....                                                        | 170 |
| • Targeting cardiac and non-cardiac comorbidities in heart failure.....                                                | 101 |
| • Targeting mitochondria to improve outcomes in heart failure.....                                                     | 101 |
| • Treating mitral regurgitation in heart failure patients: does transcatheter mitral valve repair improve living?..... | 34  |

### Satellite Symposium - Experts on the Spot

|                                                                                                                         |     |
|-------------------------------------------------------------------------------------------------------------------------|-----|
| • Ask the experts: your questions on optimizing heart failure management and the future of new treatments answered..... | 111 |
| • Iron deficiency in heart failure. Guidelines: implementation in clinical practice.....                                | 163 |

### Special Events

|                             |     |
|-----------------------------|-----|
| • Award Ceremony.....       | 111 |
| • HFA General Assembly..... | 163 |
| • Inaugural Session.....    | 46  |

### Special Sessions

|                                                                                                                       |     |
|-----------------------------------------------------------------------------------------------------------------------|-----|
| • European Heart Journal - European Journal of Heart Failure - ESC - HF: the year's best papers on heart failure..... | 105 |
| • Heart Failure 2016 Highlights.....                                                                                  | 229 |
| • Late Breaking Trials I: Focus on acute heart failure.....                                                           | 36  |
| • Late Breaking Trials II: Focus on chronic heart failure.....                                                        | 89  |
| • Late Breaking Trials III: Focus on trial updates, registries and meta-analyses.....                                 | 156 |
| • What's new in Industry?.....                                                                                        | 180 |

### World Congress on Acute Heart Failure

|                                                                        |     |
|------------------------------------------------------------------------|-----|
| • Acute heart failure: when the going gets tough.....                  | 23  |
| • Advanced heart failure therapies as a bridge to transplantation..... | 157 |
| • Biomarkers in heart failure: what's new?.....                        | 164 |
| • Cardiogenic shock: how can we improve prognosis?.....                | 24  |
| • Devices in acute heart failure.....                                  | 29  |
| • Does heart failure start with the kidney?.....                       | 42  |
| • Drugs in the pipeline for acute heart failure.....                   | 41  |
| • How to assess congestion in acute heart failure.....                 | 42  |
| • How to manage acute right ventricular failure.....                   | 30  |
| • How to tackle congestion in heart failure.....                       | 37  |
| • How to use inotropes in cardiogenic shock.....                       | 113 |
| • Late Breaking Trials I: Focus on acute heart failure.....            | 36  |
| • Novel heart failure therapies.....                                   | 23  |
| • Organ dysfunction in acute heart failure.....                        | 97  |
| • Patient journey in acute heart failure.....                          | 90  |

**A**

Abraham W.: 172  
 Adamopoulos S.: 93  
 Adlbrecht C.: 110  
 Agathangelou P.: 42  
 Agewall S.: 23  
 Agostoni P.: 107, 110  
 Alfieri O.: 34  
 Anderson L.: 92, 172  
 Anker S.: 35, 38, 89, 95, 112, 165, 167, 172, 180, 183, 225

**B**

Backs J.: 39, 108  
 Balligand J.L.: 25, 106, 161  
 Bauersachs J.: 98  
 Bayes Genis A.: 162  
 Behfar A.: 226  
 Boehm M.: 89, 104, 171  
 Boletis J.: 29, 227  
 Boyne J.: 92  
 Brito D.A.: 85  
 Brunner-La Rocca H.P.: 109  
 Brutsaert D.: 91  
 Butler J.: 90

**C**

Caforio A.L.P.: 173  
 Ceconi C.: 174  
 Celutkiene J.: 26  
 Chioncel O.: 97  
 Chopra V.: 38  
 Chrysohoou C.: 162  
 Clark A.L.: 181  
 Cleland J.G.F.: 103, 157  
 Coats A.: 37, 179  
 Cokkinos D.V.: 176  
 Comin-Colet J.: 102  
 Cowie M.: 99  
 Crespo-Leiro M.G.: 157, 225

**D**

Dangas G.: 226  
 De Courcey J.: 92  
 De Keulenaer G.V.A.: 108, 114  
 Delgado Jimenez J.F.: 153  
 Di Lenarda A.: 24  
 Di Somma S.: 90  
 Dickstein K.: 173, 179

**E**

Ekman I.: 92

**F**

Fedele F.: 85  
 Felker G.M.: 164  
 Ferrari R.: 90  
 Filippatos G.: 33, 36, 41, 46, 103, 106, 111, 112, 167, 225  
 Fonseca C.: 85

**G**

Gardner R.S.: 159  
 Gasparini M.: 170  
 Gensini G.F.: 24, 170  
 Gheorghiadu M.: 23, 101  
 Giacca M.: 108  
 Grigioni F.: 93  
 Gronda E.: 98  
 Guarracino F.: 153  
 Gulizia M.M.: 30  
 Gustafsson F.: 153, 226

**H**

Hamdan R.: 25  
 Harjola V.P.: 37, 41  
 Hasenfuss G.: 29, 179  
 Hasin Y.: 29  
 Heymans S.: 31  
 Hilfiker-Kleiner D.: 31  
 Hindricks G.: 97  
 Hoes A.: 99, 114, 180  
 Hullin R.: 26

**I**

Iaccarino G.: 114  
 Iliodromitis E.: 226  
 Indolfi C.: 30  
 Isobe M.: 113

**J**

Jaarsma T.: 92  
 Jankowska E.A.: 43  
 Jessup M.: 157, 164

**K**

Kanonidis I.: 44  
 Karavidas A.: 93  
 Komajda M.: 116  
 Krabatsch T.: 170

**L**

La Canna G.: 86, 87, 154, 155  
 Laghi A.: 86, 87, 154, 155



Lainscak M.: 180  
Lam C.S.: 168  
Lambrinou E.: 90, 96  
Leite-Moreira A.: 30  
Linde C.: 179  
Liu P.: 99  
Lunde I.G.: 108, 158  
Lyon A.: 96

## M

Maack C.: 30, 108, 111, 165  
Maggioni A.P.: 32, 46  
Maisano F.: 171  
Maisel A.: 109  
Manolis A.J.: 106  
Mather P.: 225  
Mayr M.: 98, 108  
McDonagh T.: 31, 114  
McMurray J.: 32, 99, 171  
Mebazaa A.: 23, 36, 41, 158, 229  
Mehra M.: 113  
Mercurio G.: 38  
Metra M.: 33, 101, 105, 179  
Milicic D.: 171  
Murin J.: 89

## N

Nieminen M.S.: 31, 97, 113  
Nihoyannopoulos P.: 44  
Nodari S.: 181

## O

Oliva F.: 153  
Orso F.: 94

## P

Packer M.: 31, 99, 112  
Padeletti L.: 98, 172  
Papp Z.: 105  
Parissis J.T.: 113  
Parry V.: 111  
Pelliccia A.: 176, 229  
Piepoli M.F.: 46, 112, 173, 229  
Pieske B.: 31, 94, 183  
Pinto F.J.: 165, 229  
Pitt B.: 33, 101, 168  
Placido R.: 115  
Ponikowski P.: 29, 102, 106, 116, 156, 163  
Price S.: 39, 158

## R

Radovits T.: 43  
Rosano G.M.C.: 33, 46, 105, 169  
Ruschitzka F.: 34, 41, 89, 97, 100, 113, 164, 180, 183  
Rutten F.H.: 96

## S

Sag C.M.: 43  
Seferovic P.: 31, 42, 96, 173, 229  
Senni M.: 100, 107  
Shlyakhto E.: 174  
Solomon S.: 105  
Sperzel J.: 104  
Swedberg K.: 23, 37, 42

## T

Tocchetti C.G.: 39  
Triposkiadis F.K.: 157  
Tschoepe C.: 27, 108  
Tubaro M.: 24

## V

Van Hees D.: 86, 87, 154, 155  
Van Laake L.: 165  
Van Rooij E.: 91  
van Veldhuisen D.: 117, 164  
Varga I.: 177  
Vergaro G.: 166  
Vergaro G.:  
Vergaro G.:  
Villani G.Q.: 227  
Voors A.: 29, 35, 101, 166

## W

Welch S.P.: 27  
Wikstrom B.G.: 85

## Z

Zamorano Gomez J.L.: 112, 229  
Zannad F.: 99, 117, 169, 178



## A

Abdin A.: 1294  
 Abraham W.T.: 600, 778  
 Adamopoulos S.: 1339  
 Ahmed A.: 593  
 Aimo A.: 1262  
 Alfieri O.: 86  
 Ali A.: P2238  
 Ambrosio G.: 731  
 Ammirati E.: 786  
 Angelescu C.M.: 37  
 Angermann C.E.: 590, P2229  
 Anker S.D.: 1223, 49, 643, 645, 685, 697, 721, 766, 90, 94, P2232  
 Aspromonte N.: 62  
 Athanassopoulos G.: 1333  
 Atta B.: 1839  
 Azevedo A.I.: 1856, 70, 759

## B

Backs J.: P513  
 Badano L.: 714  
 Bahlmann E.: 1368  
 Bansal S.: 115  
 Baranowski J.: P2230  
 Barrett O.: 1372  
 Bauersachs J.: 55  
 Bayes Genis A.: 1282  
 Beck da Silva L.: P2223  
 Bem G.: 1369  
 Ben Gal T.: 161  
 Bettex D.: 771  
 Bevilacqua F.: 33, 42  
 Biffi M.: 1214  
 Binaghi G.: 1859  
 Bobrov A.: 636  
 Boehm M.: 705  
 Borghi C.: P2220, P2228  
 Boscherini V.: 61  
 Brakenhielm E.: 671, P1768  
 Braun T.: 673, P1139  
 Braunwald E.: 110  
 Brito D.: 584  
 Brunner-La Rocca H.P.: 109  
 Bueno H.: 143  
 Burke L.: 691  
 Burkhoff D.: P2204  
 Butler J.: 149, 692, 98

## C

Callus E.: P2235  
 Calvillo Arguelles O.: 749, 754  
 Cameli M.: 640  
 Cappato R.: 1388  
 Cardinale D.: 655  
 Casolo G.: 733  
 Cazorla O.: 66, P513  
 Ceconi C.: 1383  
 Celinska-Spodar M.: 748  
 Celutkienė J.: 57  
 Charfeddine S.: P2233  
 Chien K.: 614  
 Cho M.C.: 727  
 Chopra V.: 727  
 Chow S.L.: 1335  
 Chung E.: P2241  
 Ciani O.: 1212  
 Clark A.L.: 56  
 Cleland J.G.F.: 117, 1275, 1385, 1828, 1868, 662, 700, 798  
 Climent A.M.: 756  
 Coats A.J.S.: 1277, 1331, 595, 650, 78  
 Collins S.: 659  
 Combes A.: 54  
 Comin-Colet J.: 1273, 694, 698  
 Constantinescu A.A.: 634  
 Cosentino F.: 1290  
 Cosmi D.: 757  
 Costa C.: 641  
 Costanzo M.R.: 113, 157, 53, 594  
 Cowie M.R.: 1329, 591, 73, 779, 793, 795

## D

Dadashova G.: P2236, P2240  
 Dalal J.: 116  
 D'amario D.: P2200  
 Damman K.: 114  
 D'amore C.: 789  
 Darius H.: 799  
 De Boer R.A.: 107, 1281, 162, 81  
 De Courcey J.: 656  
 De Keulenaer G.W.A.: P1139  
 De Vecchis R.: 1371  
 Dechend R.: 1343  
 Delgado Jimenez J.F.: 1202  
 Delgado V.: 1322  
 Di Somma S.: 158  
 Di Tano G.: 12  
 Dickstein K.: 1315, 717

Doehner W.: 660  
 Doimo S.: 638  
 Doughty R.: P2248  
 Drakos S.: 1221  
 Duarte Rodrigues J.C.: 787  
 Duero Posada J.G.: 35

## E

Eiros R.: 1854  
 Emanuele N.A.: 758  
 Emdin M.: 666  
 Enseleit F.: 1293, 1326, 708  
 Etsadashvili K.: 751

## F

Falk V.: 1276, 1321, 651  
 Farmakis D.T.: 657  
 Fauchier L.: P2245  
 Fedele F.: 588, 669  
 Felker G.M.: 101, 155, 83  
 Ferdinandy P.: 1842  
 Filippatos G.S.: 150, 704, 766  
 Fitchett D.: 644, 645, 93  
 Flammer A.: 1230  
 Fonseca C.: 584  
 Fontana A.: 41  
 Frigerio M.: 613  
 Fruhwald F.M.: 32  
 Frustaci A.: 1378

## G

Gara E.G.: 756  
 Garcia Gonzalez M.J.: 105  
 Ghadri J.R.: 64  
 Gheorghade M.: 151, 693  
 Giacca M.: 670, P1139  
 Gilbert R.: 1390  
 Gold M.R.: 665  
 Gonzalez Fernandez O.: 1268  
 Gonzalez Juanatey J.R.: 646  
 Grapsa J.: 1228  
 Grigioni F.: 767  
 Grossi F.: 637  
 Guarracino F.: 1203  
 Gustafsson F.: 1204

## H

Haendeler J.: 1234, P1768  
 Harjola V.-P.: 1867, 50, 609, 8  
 Hasenfuss G.: P2205

Haydock P.M.: 1373  
 Hazebroek M.R.: 757  
 Heggermont W.A.: 756  
 Heineke J.: 1232, P1768  
 Herzig S.: 125  
 Heymans S.: 1291  
 Hilfiker-Kleiner D.: 1340, P1768  
 Hindricks G.: 1211, 713, 781  
 Hobbs F.D.R.: 683  
 Hoes A.W.: 1207, 722  
 Holm H.H.: 34  
 Hulot J.-S.: P2242  
 Hunt J.: 31

**I**  
 Iaccarino G.: P1139  
 Irazusta Cordoba F.J.: 1853  
 Isnard R.: 706  
 Isobe M.: 727, 775  
 Itescu S.: 1389

**J**  
 Jaarsma T.: 1866, 683  
 Jabeur M.: P2212, P2213  
 Jacobs S.: P2225, P2251  
 Jadhav S.: 639  
 Jankowska E.A.: 1341, 648, 759, 795  
 Jessup M.: 1382, 145, 592, 776, 96  
 Jorsal A.J.: 596  
 Juarez Fernandez M.: 635

**K**  
 Kamiya K.: 758  
 Kapelios C.: 753  
 Karason K.K.: 586  
 Karia D.: P2250  
 Karthikesan D.: 791  
 Keren A.: 1289  
 Kober L.: 1208  
 Koehler F.: 1327  
 Komajda M.: 108, 1384, 597, 796, P2202  
 Konstantinides S.V.: 59  
 Kotecha D.: 711, P2227  
 Koudstaal S.: 757

**L**  
 Labate V.: 1264  
 Lainscak M.: 661  
 Lam C.S.P.: 1272, 1310, P2246  
 Lambrinou E.: 758

Lassus J.: 1279, 770  
 Latib A.: 1306  
 Lee S.K.: 71  
 Lim H.S.: 68, 759  
 Linde C.: 1274, 663  
 Lindenfeld J.: 727, 776  
 Liu P.: 1381  
 Lofman I.: P2218  
 Lombardi M.: 732  
 Lopatin Y.M.: 785, 79  
 Losik D.: 39  
 Lund L.H.: 1325, 9  
 Lunde I.G.: P2105  
 Lundgren J.: P2239  
 Luscher T.F.: 1323  
 Lyon A.R.: 126, 1392, 65  
 Lypovetska S.: 1861

**M**  
 Maack C.: 16, 1863, 756, 77, 794  
 Madonna R.: 1233, P2105  
 Maggioni A.P.: 610, 72, 75  
 Maisano F.: 1215, 1288  
 Maisel A.: 103, 1284, 159  
 Maneikiene V.V.: P2244  
 Mapelli M.: 757  
 Marrocco W.: 14  
 Mascarucci M.: 1858  
 Mather P.: 11  
 Matic S.: 1857  
 Matskeplishvili S.: 587  
 Matsue Y.: 758  
 McDonagh T.A.: 1213, 653, 696, 757  
 McMurray J.J.V.: 4, 72, 74, 755, 760, 766  
 Mebazaa A.: 1227, 1229, 1231, 1283, 58, 723, 773  
 Mehra R.: 1218, 1835, 727, 774  
 Melero Ferrer J.L.M.: P2214  
 Menna M.: 1860  
 Meras Colunga P.: 1270  
 Metra M.: 119, 148, 2, 603, 795  
 Mijic D.: 1319  
 Milicic D.: 1219, 1318, 1833  
 Milli M.: 63  
 Miranda-Silva D.: 756  
 Mitrovic V.: 99, P2201  
 Moeckel M.: 718  
 Mokhtaran M.: P2211  
 Montserrat N.: 615, P1139  
 Moon T.G.: 1267

Mortara A.: 122  
 Mueller C.E.: 1278, 5  
 Mullens W.: 112, 154, 702  
 Muntendam P.: 1400

**N**  
 Naegele M.: 1210  
 Nalbantgil S.: 1831  
 Nieminen M.S.: 583  
 Nihoyannopoulos P.: 1285, 1825  
 Nishiyama N.: 752  
 Nodari S.: 118, 667  
 Nunez Villota J.: P2243

**O**  
 O'Connor C.: 598  
 Oldenburg O.: 1328  
 Oliva F.O.: 1200, 121  
 Omerovic E.: 67, P513  
 Otsu K.: 124  
 Ovize M.: 1841

**P**  
 Packer M.: 1391, 147, 766  
 Palazuoli A.: P2221  
 Pang P.: 607  
 Parissis J.T.: 106, 144, 3, 795  
 Park Y.H.: 43  
 Passier R.: 617  
 Paturzo M.: 758  
 Paulus W.J.: 1224  
 Peschanski N.: P2215  
 Perego G.B.: 1317  
 Perez-Pomares J.M.: 616  
 Perrone-Filardi P.: 668  
 Petrie M.: 1324  
 Pfeiffer M.: 1209  
 Piepoli M.F.: 611  
 Pieske B.: 1222, 153, 1829, 1865, 602, 681, 683, 755  
 Pina I.: 1338  
 Pino P.G.: 730  
 Pitic D.: 1269  
 Pitt B.: 1, 1307, 1311, 688, 720, 80  
 Pitthan E.: P2217  
 Pivetta E.: P2224  
 Ponikowski P.: 1271, 1286, 1303, 1330, 146, 51, 601, 695, 699, 726, 76, 762, 766, 792  
 Potena L.: 1837



Prado Diaz S.: 38  
Prasad K.: 761, 766  
Praz F.: 69, 759  
Price S.: 1227, 1229, 1231

## R

Radini D.: 15  
Radley G.: P2234  
Radu C.: 40  
Rahimi K.: 1206  
Rajesh V.: 642  
Ramadan H.: P2208  
Reinecke A.: 1201  
Richards M.: 104  
Riley J.: 1830, 589, 683, 725  
Romeo F.: 612  
Rosano G.M.C.: 1312, 1316, 1827, 47,  
647, 765, 766  
Rosenhek R.: 768  
Rudiger A.: 6, 608  
Ruilope L.M.: 1826  
Ruschitzka F.: 48, 680, 683, 684, 710,  
755, 84, 89  
Russell S.: 82

## S

Sabbah H.N.: 687  
Sag C.M.: P513  
Saguner A.M.: 1292  
Saito Y.: 776  
Saldarriaga C.I.: 750  
Sattar N.: 92  
Schillaci G.: 782  
Schofer J.: 1287, 1305  
Schou M.: P2219  
Schultheiss H.P.: 1380  
Schwinger R.H.G.: 1205  
Seeburger J.: 1304  
Senni M.: 680, 682, 683, 684, 755, 85  
Shavarov A.A.: 1374  
Shetaya A.H.: P2209  
Siasos G.: 783, P513  
Silaschi M.: 30  
Sinagra G.: 120  
Sionis A.: 52  
Sliwa-Hahnle K.: 1342, 727, 95, P2247  
Snider J.: 1394  
Solomon S.: 1225, 1334, 763, 766  
Sosdean R.: 1296  
Sperzel J.: 707, 709

Stan C.: 788  
Starling R.C.S.: 111, 1832, 727  
Stauffer B.: 686  
Stewart S.: P2210  
Suter T.M.: 654, 769

## T

Takeishi Y.: 776  
Tamasescu G.: 1263  
Tarjanyi Z.: 36  
Tavazzi L.: 102, 60, 734  
Teerlink J.R.: 152, 772, 97, P2206  
Teferici D.: 1266  
Ter Maaten J.M.: 757  
Theidel U.: P2203  
Timmermans P.H.T.: 790  
Tocchetti C.G.: P513  
Tousouliis D.: 1280  
Trochu J.-N.: 88  
Tschoepe C.: 1379

## U

Ubaidillah N.: P2237  
Uriel N.: 1220, 1834

## V

Vagany D.: 1298  
van de Borne P.: P2231  
Van Der Meer P.: 1314, 1376, 1377, 652  
Van Laake L.W.: 1235, P1768  
Van Rooij E.: 672, P1139  
van Veldhuisen D.J.: 156, 599, 801, 802  
Vanhaecke J.: 1838  
Vardas P.E.: 712  
Velasquez Rodriguez J.: 1297  
Velazquez E.J.V.: 1320, P2207  
Vellone E.: 758  
Venturini E.: 1265  
Vergaro G.: 1226  
Vernooy K.: 703  
Vescovo G.A.: 13  
Vijjiac A.E.: 1862  
Volterrani V.M.: 1337, 780  
Von Bardeleben R.S.: 87  
Von Haehling S.: 123, 715  
Voors A.A.: 1864, 46, 649, 689, 716,  
91, 94

## W

Weber T.: 784  
Weir M.: 1309  
Wikstrom B.G.: 585  
Wilkoff L.: 1387  
Williams B.: 1308  
Williams S.G.: 701  
Windecker S.: 10  
Wojtkowska I.: 44

## Y

Yehya A.: 1295  
Yellon D.: 1840  
Yilmaz M.B.: 160, 606, 7  
Yoo B.S.: 727

## Z

Zachariah D.: P2222  
Zainal Abidin H.A.: 1370  
Zamorano Gomez J.L.: 1332  
Zannad F.: 1313, 1316, 1336, 1375, 1377,  
690, 719, 797, 800, 801  
Zanni A.: 758  
Zatarain E.: 45  
Zechowicz M.: 1855  
Zeiber A.M.: 764, 766  
Zhang J.: 727  
Zuckermann A.: 1836

**A**

- Aakhus S.: P1748, P1749  
 Ababei M.: P1441  
 Abardazzou A.: P1155  
 Abd-El Aliam H: P1435  
 Abdellah A: P876  
 Abdellatif M.: P582  
 Abdelsamie M.: P1547  
 Abdeselam N.: P1955  
 Abdool M.A.: P224  
 Abdul Qader N.: P448  
 Abdul Rehman Z.: P387  
 Abdulchakov A.A.: P1616  
 Abdulkadyurov A.: P1986  
 Abdulla A.S.E.M.: P208  
 Abdullaev T.: P1007, P1493, P1495, P1942  
 Abdullaeva C: P2102  
 Abdullah R.: P329  
 Abdullayev T.A.: P1497, P1531, P1968, P875, P887  
 Abel E.D.: P551  
 Abete P.: P1717  
 Abid D.: P1027, P2010, P378, P535  
 Abid L.: P1027, P2010, P2084, P319, P341, P535, P890, P974, P1750, P1945  
 Aboudrar S.: P1143  
 Abraham W.T.: P1598  
 Abramov A.A.: P2022  
 Abreu G.: P1690, P1941, P942  
 Abreu L.: P1500, P1520, P1526, P1652, P1883, P242, P291, P381  
 Abreu S.: P1074, P1440  
 Abrosimov V.N.: P464  
 Abseeva V.M.: P1592, P976  
 Absi D.O.: P1505, P920  
 Abuhazira M.: P2115  
 Abzalova G.: P1818, P1821  
 Abzalova G.F.: P1818, P1821  
 Acar G.: P1671  
 Achilli F.: 1361, P365  
 Acosta A.: P1113, P1725  
 Adam T.: P562  
 Adamcova M.: P1180  
 Adamek M.: P880  
 Adamlje A.: P1716, P961  
 Adamo F.: P1522  
 Adamo L.: 1348  
 Adamopoulos C.: 1420, P877  
 Adamopoulos S.: P1503, P350, P374, P984  
 Adams K.F.: P1627  
 Adams V.: P282  
 Adamyk K.G.: P446  
 Adao L.: P1934  
 Adao R.: P1189, P1791, P581  
 Adducchio G.: P1052  
 Adelsmayr G.: P2117  
 Adnot S.: P949  
 Adoberg A.: P1471  
 Adoriso R.: P1602  
 Adreanides E.: P1080  
 Adsett J.: P461  
 Afanasiev B.: P2089  
 Affeld K.: P1033  
 Afonso J.: P2030  
 Aftanski P.: P1664, P1944  
 Agacdiken A.: P846  
 Agacdiken Agir A.: P1727  
 Agapito A.: P345  
 Ageeva K.A.: P464  
 Agewall S.: 1242  
 Aggelis A.: P462  
 Aghakhani N.: P2043  
 Agir A.: P1680  
 Agis H.: 630  
 Agis H.A.: P883  
 Agmon Y.: 1411  
 Agnese V.: P1626, P229  
 Agnoletti D.: P1569  
 Agoston-Coldea L.: P1662  
 Agostoni O.: P1707  
 Agostoni P.: 1347, 1848, P1091, P1100, P1962, P468  
 Agostoni P.A.: 679, P1460  
 Agostoni P.G.: P2060  
 Agrawal V.: 179, P825  
 Aguero J.: P1566  
 Aguiar C.: P1103, P1724, P2070  
 Aguiar C.A.: 1239  
 Aguilhon S.: P1899  
 Aguirre O.: P1740, P1744  
 Aguirre U.: P1061  
 Agullo A.: P1899  
 Ahamed Y.: 619  
 Ahmad M.: P1787  
 Ahmad S.: P1804  
 Ahmed A.: 1420, P1110, P877  
 Ahmed C.: P1540  
 Ahmed S.F.: P1540  
 Ahmedov I.Y.: P1635  
 Ahn H.S.: P1029  
 Ahn K.T.: 1258, P196, P2005  
 Ahn S.: P1043, P1056, P1688  
 Ahn Y.: P2092, P288, P485  
 Ahsan A.: P1540  
 Ahsan S.: 1359  
 Aichi M.A.: P1631  
 Aimo A.: 1846, P1562  
 Ainamkulov S.K.: P1616  
 Aissaoui N.: P358  
 Aissaoui N.A.: P1515  
 Ait El Harda C.E.: P1155  
 Aivaliotti F.: P2099  
 Ajaero C.: P1000  
 Ajiro Y.A.: P1631  
 Ak A.: P348  
 Akande F.: P1914  
 Akasaka T.: P1761  
 Akbalaeva B.: P437  
 Akboga M.K.: P1928  
 Akhmatov Y.A.R.: P1493  
 Akhter N.: P1540  
 Akiyama E.: P187  
 Akkerhuis K.M.: 127  
 Ako J.: 618, 621  
 Aktas M.: P1680  
 Al Rezk M.: P249  
 Al Suwaidi J.M.: P448  
 Alaa M.: P582  
 Alalawi A.: P1585  
 Alam A.: P2079  
 Alasfar A.: P516  
 Alaskar J.: P1612  
 Alavantic D.: P1183  
 Alba M.: P1996  
 Albackr H.: P1927  
 Albannay R.: P1541  
 Albiach Montaniana C.: 1423  
 Albino-Teixeira A.: P2030  
 Aldoheyhan T.: P1612  
 Aldrighi J.C.: P217  
 Alegria S.: P1118, P1755, P1930  
 Alenazy B.: P1927  
 Aleo G.: P2035, P981  
 Alerwi M.: P1612  
 Alexandrina S.: P1726  
 Alexandrova E.: P1146  
 Alexandrova E.A.: P268  
 Alexanian I.: P2052, P2078  
 Alfaleh H.: P1612, P1927, P516  
 Alfieri A.O.: P344  
 Alfonzetti E.: P1099, P1746, P467  
 Alfozan H.: P1612  
 Alfuraih N.: P516  
 Algalarrondo V.: 1412



- Alghamdi S.: P1585  
 Al-Habbaa A.: P1699  
 Alhabeeb W.: P1927  
 Alhabib K.: P1612, P516, P1927  
 Alhabib W.: P1612, P516  
 Alhammad A.: P1612  
 Alhayki W.: P1541  
 Alhede C.: 633  
 Ali Lahmar H.M.: P886  
 Ali Sabri N.: P228  
 Ali Tatar-Chentir N.N.: P1509  
 Alieva T.: P2090  
 Ali-Tatar Chentir N.N.: P222  
 Aljarallah M.A.A.: P208  
 Al-Karawi A.S.: P495  
 Alkhalil M.: P1564  
 Al-Khateeb M.: P874  
 Alkhateeb M.A.Y.: P847  
 Allen C.: P1467  
 Allman R.M.: P1110  
 Almeida A.: P295  
 Almeida A.R.: P1118, P1532, P1533, P1534, P1755, P1930, P299  
 Almeida F.C.: P894  
 Almeida G.: P534, P575  
 Almeida I.: 1845, P831  
 Almeida J.: P1886, P202, P285  
 Almeida L.K.R.: P2077  
 Almeida P.: 742  
 Almeida P.A.: P2111  
 Almeida P.B.A.: P1973  
 Almeida R.: P439  
 Almeida S.: P1755, P1930  
 Al-Mohammad A.: P1632  
 Almoosa F.: P1541  
 Almstedt L.: P1696, P1709  
 Almunif D.: P1612  
 Alnemer K.: P1927  
 Alogna A.: P1778, P1793, P2117, P2118  
 Aloia E.: P1630, P1767, P1964, P1966  
 Alomar A.O.: P1585  
 Alonge M.: P1758  
 Alonso Garcia A.: P898  
 Alonso N.: P945  
 Alonso Pulpon L.: P1877  
 Alonso-Brales J.H.: P1555, P1976, P2074, P308, P347, P979, P1735  
 Alonso-Garcia A.: P206, P265, P269  
 Alonso-Pulpon L.: 1413, P355  
 Al-Qahtani A.: P448  
 Alqaseer M.M.: P1585  
 Alrashidi B.: P1585  
 Alrefai M.: P270  
 Al-Refaie N.: P1447  
 Alrezk R.: P249  
 Alshaer F.: P1927, P516  
 Altimir S.: P454  
 Altinier A.: P298  
 Alunni G.: 170, P1893, P279  
 Alvarez C.: P314  
 Alvarez I.: P1916  
 Alvarez J.: P355  
 Alvarez Ortega C.: P1613, P1711, P1003  
 Alvarez R.: P203  
 Alvarez-Garcia J.: P1133, P1705  
 Alvaro R.: 1367, 623, P2040  
 Alves A.C.: P1819  
 Alves C.R.: P1504  
 Alves E.: 737  
 Alves L.S.: P1933  
 Alyavi A.L.: P1635  
 Alzueta J.: P1567  
 Alzueta-Rodriguez J.: P1733, P480  
 Amadi C.E.: P1542  
 Amador P.: P2068, P257  
 Amadoro V.: P566  
 Amarelli C.: P1124, P1747  
 Amarjargal B.: 182  
 Amat Santos I.J.: 1358  
 Ambardekar A.: 1238  
 Ambrogi F.: P435  
 Ambrosio G.: 170, P1893, P1992  
 Ameri P.: P1998  
 Ametrano C.: P474  
 Amin A.: P954  
 Amin-Youssef G.: P1669  
 Amiri A.: P954  
 Amirkulov B.D.J.: P1495  
 Amiya E.: P1979  
 Ammendola E.: P1994  
 Ammirati E.: P1442  
 Amodeo A.: P1602, P983  
 Amorim S.: P1190, P299, P899  
 Amorim S.M.R.: P929  
 An Q.A.: P1482  
 Anagnostou G.: P2099  
 Anagnostouli M.: P290  
 Anand I.: P2047  
 Ananovi M.: P863  
 Ananthaseshan S.: P1199  
 Anastasiou I.: P306  
 Ancsin B.: P1633  
 Andersen E.B.: P2039  
 Andersen M.P.: P1937, P912  
 Andersson G.: P1691  
 Andjelka Ristic A.R.: P1035  
 Andjic M.: P1713  
 Ando S.: P1563  
 Ando T.: P1625, P1879  
 Andonov S.: P1649  
 Andrade A.: P1488, P1489  
 Andre E.: P1815  
 Andreadou E.: P290  
 Andreassen A.K.: P1749  
 Andreasson A.: 166  
 Andreev D.A.: P2057, P907  
 Andreev S.: P1146  
 Andreev S.L.: P268  
 Andreev-Andrievskiy A.: P578  
 Andrei C.: P1450  
 Andressen K.W.: P1769  
 Andriopoulou M.: P844  
 Andronescu A.M.: P1754  
 Ang C.M.: P329  
 Angelini L.: 136, P1448, P1878, P191, P811  
 Angelini L.A.: P817  
 Angelis A.: P1715  
 Angermann C.: 1852  
 Angermann C.E.: 1241, P1582, P200  
 Angkananard T.: 744  
 Anguita Sanchez M.: P1634  
 Anker M.S.: P1102, P471  
 Anker S.: 1420, P386, P877,  
 Anker S.D.: P1102, P1110, P1168, P232, P321, P471, P569  
 Anothaisintawee T.: 744  
 Ansari N.: P1468, P447  
 Anstrom K.: 1410  
 Antelmi A.: 1256  
 Anthony J.: P562  
 Anton F.P.: P2029  
 Anton Ladislao A.: P1553, P2000, P2006  
 Antoncicchì V.: 1422, 172, P1672  
 Antonietti J.P.: P1004  
 Antonio A.: P989  
 Antonucci M.E.: P813  
 Anton-Solanas I.: P1475  
 Antretter H.: P357  
 Antunes A.: P1128, P910  
 Antunes H.: P1500, P1520, P1526, P1533, P1534, P1652, P1883, P242, P295, P381, P938  
 Anwar M.M.: P1468, P447

Anzai T.: P429  
 Anzini M.: P296  
 Aoki H.: P408, P416  
 Apetrei E.: P864  
 Apostolo A.: I347, PI091, PI962  
 Apostolo A.A.: PI460  
 Apostolovic S.: I248, PI037, PI048, PI668  
 Aprami T.M.: PI722  
 Aprodu S.: PI148  
 Aquaro G.D.: P407, P934  
 Aquilina O.: PI479  
 Aragao A.A.B.: P340, P377, P380, P975, P977  
 Arana Granado R.: PI614  
 Arantes C.: PI690, PI941, P942  
 Arao M.: P968  
 Araujo C.: P439  
 Araujo I.: PI444  
 Araujo J.: PI095  
 Araujo V.: PI096, P305, P459  
 Aravantinos D.: P2116  
 Aravind K Radha Krishnan: I345  
 Aravot D.: PI978, P2115  
 Arz O.: PI656  
 Arboscello E.: P332  
 Arcaro G.: PI569  
 Arcement L.: PI727  
 Arcopinto M.: P424  
 Ardissino D.A.: P486  
 Argan O.: PI680, PI727, P901  
 Arhlade F.: P837  
 Ariano C.: PI084, PI641, P2076, P982  
 Arkadiusz A.: I349  
 Arlotta G.: P813  
 Armani A.: I256, PI169, P2122, P2123, P552  
 Armentano C.: PI817  
 Aron G.: PI430  
 Aronov D.M.: P858  
 Aronow W.: I420, P877, PI110  
 Aronson D.: I411  
 Arra C.: P546  
 Arrieta Maturino E.: PI904  
 Arrigo M.: I417  
 Arslan F.: I78  
 Arslanian-Engoren C.M.: PI439  
 Artemenko S.: I250  
 Artemieva M.: P577  
 Artico J.: P296  
 Aruta P.: I425  
 Asaad N.: P448

Asadi A.: P837  
 Asanin M.: PI737, P2075  
 Asaumi Y.: P429  
 Aschauer S.: I71, 630, PI131, P406  
 Aschauer S.A.: P883  
 Asensio-Lopez M.C.: I259, PI783, PI785  
 Ashikhmin Y.A.: P460  
 Ashton M.: PI447  
 Asif A.: I33, I344, PI736  
 Aspromonte N.: PI672, PI684, P393, P394  
 Asraf H.: PI660  
 Assadi-Khansari B.: PI000  
 Assayag P.: I412  
 Asselbergs F.V.: I849, 675  
 Assmus B.: P361  
 Astarita C.: P441  
 Aszczynska O.: P439  
 Atamanuk N.: PI121  
 Athanasiadis A.: PI538  
 Atienza Fernandez F.: PI809  
 Atkocaityte J.: PI756  
 Atroschenko E.S.: PI498, PI578  
 Atroshchenko E.S.: P2113  
 Atroshenko E.: P867  
 Attana' P.: PI622  
 Attia J.: 744  
 Atton G.: I350  
 Audurier Y.: PI899  
 Augensen A.: PI590, P342, P971, P972  
 Augusto J.B.: PI85, P276, P432, P908  
 Aunesen A.A.: P337  
 Auricchio A.: PI001  
 Auriti A.: PI550  
 Ausili D.: P2040  
 Autieri A.: PI021  
 Autore C.: I848, PI028  
 Autret G.: PI907  
 Auxiliadora Ferraz M.: PI067  
 Avagyan K.L.: P292  
 Avanzi G.: PI98, P820  
 Averina V.A.: PI482  
 Aversa A.: P865  
 Awad R.: PI435  
 Axelsson A.: I246  
 Aydogdu S.: PI928  
 Ayesta Lopez A.: P898  
 Ayesta-Lopez A.: P206, P265, P269, P812  
 Ayman Saleh M.: P228  
 Ayub-Ferreira S.M.: 627, 629, PI436,

PI571, PI933, P2077, P426  
 Azaiez N.: PI83  
 Azcona Lucio A.: PI006  
 Azevedo A.: P439, P960  
 Azevedo A.I.: PI934, PI977  
 Azevedo J.: PI651, PI653, P401  
 Azevedo O.: PI190, PI195, PI532, PI533, PI535, PI949, P2013, P289, P291, P295, P894, P938  
 Azevedo P.: PI532, PI690, PI941, P938  
 Azevedo P.M.: PI535  
 Azibani F.: P562  
 Aziriova S.: PI180  
 Azzam Z.S.: I411

**B**  
 Babadjanov B.: P318  
 Babaeva A.R.: PI906  
 Babaeva L.A.: PI426, PI89, PI466, P226  
 Babcak M.: PI135  
 Babenko E.: P2089  
 Babic Z.: PI645, P2002  
 Babu G.: I359  
 Babuin L.: P354  
 Babukov R.: P364, P995  
 Bachelonia-Advincula G.R.: P2056  
 Bachus E.: P372, P499  
 Back M.: P255  
 Back S.: P203  
 Badagliacca R.: I415, P491  
 Badano L.: I425  
 Badila E.: PI465, PI913  
 Bae D.-H.: P505, P511  
 Bae J.-W.: P505, P511  
 Bae M.H.: PI054, P403  
 Baek S.H.: PI525, PI732, P485, P492  
 Baekbo Gudiksen J.M.: P2039  
 Baganha F.: P533  
 Bagato F.: PI871  
 Baglioni M.B.: PI953, P2045  
 Bagnasco A.M.: PI062, P2035, P981  
 Bahls M.: PI098  
 Baicus C.: PI050, PI687  
 Baili L.: P2009, P2031  
 Baio P.: PI959  
 Baka T.: PI180  
 Bakker R.: PI694  
 Bakker S.J.: I418, 746  
 Bakosis G.B.: P826  
 Balabanenko I.: P906  
 Balabanenko I.M.: PI518, PI931, P274



- Balaceanu A.: P1430  
 Balaceanu L.A.: P311, P387  
 Balan H.: P1554  
 Balandina Y.: P2095  
 Balbay Y.: P1928  
 Balci K.: P1928  
 Balci K.G.: P1887  
 Balci M.: P1887  
 Balci M.K.: P1928  
 Balci M.M.: P1887  
 Balciunas M.: P2049  
 Baldasseroni S.: 139, 28, P260  
 Baldi C.: 1244, P1059  
 Baldo M.J.: P1444  
 Baldus B.S.: P344  
 Baldwin R.M.: P515  
 Balenovic D.: P409  
 Balla I.: P1650, P1888  
 Balligand J.-L.: P1815, P559  
 Balling L.: P1023  
 Ballo P.: 173  
 Balsam P.: P1765  
 Banach M.: P1041  
 Banasiak W.: 129, 1414, 747, P1051, P1483, P1573, P322, P955  
 Banaszewski M.: 128, 135, P1681, P832  
 Bandera F.: P1099, P1461, P1746, P1897, P214, P467  
 Banerjee S.: P1540  
 Banfi C.: P1004  
 Bani R.: 1351, P1622  
 Banner N.: P988  
 Banushi A.: P1130, P2120  
 Bao L.: P524  
 Bar A.: P1795  
 Baraibar I.: P1628  
 Barallat J.: P1055, P2027, P945  
 Baratti D.: P391  
 Barau C.: P1188  
 Baraz S.H.: P1063  
 Barba R.: P489  
 Barbarash O.L.: P419, P570, P1972  
 Barbati G.: 173, 626, P1524, P1758, P1993, P296, P443, P450, P477, P852, P931  
 Barbieri A.: P546  
 Barbieri P.: P1707  
 Barbosa T.S.: P2077  
 Barbu M.L.: P1445  
 Barbuk O.A.: P1578  
 Bardelli G.: 170, P1893  
 Baretta D.: 1367  
 Barge Caballero E.: P1068, P2004  
 Barge Caballero G.: P1068  
 Bari Z.S.: P1478, P1633  
 Barimboim E.: P487  
 Barison A.: 180, P407, P934  
 Barisone M.: P981  
 Barlera S.: 676  
 Barman H.: P1044  
 Baronetto A.: P351, P353  
 Barreto De Araujo Porto P.: P198  
 Barros-Filho A.C.L.: P1780  
 Bartoli C.R.: P565  
 Bartos D.: P1465, P1913  
 Bartosh F.: P364  
 Bartus M.: P1795  
 Barucci R.: P260  
 Barutcuoglu B.: P829  
 Baryshnikova E.: P435  
 Basile V.: P456  
 Bataila V.: P849  
 Batalov R.: P1527  
 Batista D.: P293  
 Batkai S.: P1177, P1808, P523  
 Batmyagmar K.H.: 182  
 Battaglia D.: P272  
 Battioni L.: P1113, P472, P474  
 Battistoni I.: 136, P1448, P1878, P191, P393, P394, P811, P817  
 Batyraliev T.: P437  
 Bauer M.: P571  
 Bauer R.: P571  
 Baumworcel L.: P1508  
 Bautista A.: P1507, P2072  
 Baydemir C.: P846  
 Bayes-Genis A.: 1257, 1260, P1055, P1112, P1697, P1701, P1776, P1786, P1790, P1916, P2027, P2091, P454, P945, P1907  
 Bayrak Ozarslan B.: P2001  
 Bayraktarova I.: P2044  
 Bazilev V.: P364, P995  
 Bazzini C.: P830  
 Bdeir B.M.: P874  
 Bdier B.B.: P834, P847  
 Beauloye C.: P559  
 Beauvais F.: P418  
 Becerra-Munoz V.: P1519  
 Becher P.M.: P1081  
 Beckbulatova R.S.H.: P1497, P875  
 Beckendorf J.: P262  
 Becker G.: P1147  
 Beckers P.: P465  
 Beckers P.J.: P1174  
 Beckmann S.: P415  
 Bedanova H.: P1983, P859, P987  
 Bedioune I.: P1803  
 Beermann J.: P1184  
 Begic A.: P2062  
 Begrambekova J.L.: P1470, P396, P857  
 Bekar L.: P1671  
 Bekfani T.: P1664, P1944, P321  
 Bela' D.: P2114  
 Belardinelli R.: P1107  
 Belenkov Y.: P1629  
 Belenkov Y.U.N.: P1548, P304  
 Beleveslis T.H.: P301  
 Beliyeva A.: P1813  
 Belic A.: P842  
 Belinchon Paraiso J.C.: P1523  
 Beliy S.: P2089  
 Bellanti E.: P1909, P819  
 Bellavia D.: P1626, P958  
 Bellodi A.: P332  
 Belo A.: P1926, P2013, P299  
 Belovol A.: P398  
 Belskaya M.I.: P1578  
 Beltaief K.: P1427, P183, P184  
 Beltrami M.: P1767, P805  
 Beltran P.: P1695  
 Belyavskiy E.: 1345  
 Ben Abraham B.: P1978  
 Ben Ameur Y.: P2015, P496  
 Ben Avraham B.: P1696, P1709  
 Ben Gal T.: P1696, P1709, P1978  
 Ben Kahla S.: P319, P378, P535  
 Ben Marzouk M.: P183  
 Ben Moussa N.: P1917  
 Ben-Avraham B.: P2115  
 Bencsik O.: P1792  
 Bendzala M.: P868  
 Benecet Mazuecos J.: P1614, P236, P997  
 Benes J.: P1170, P859  
 Ben-Gal T.: P2115  
 Benhaïem N.: P1188  
 Benito N.: P1697  
 Benjafeld A.: 1410  
 Benjelloun H.: P1143  
 Benmouss F.: P1025  
 Benmoussa F.: P2009, P2031  
 Bennet A.: 175  
 Bennet L.: P1186  
 Bensaid R.: P1025  
 Benson L.: 166



- Bento D.: P1534, P936  
 Benvenuti L.A.: P2077  
 Benz F.: P1723  
 Benzeroual D.: P1704  
 Beramendi Calero J.R.: P1553, P2000, P2006  
 Berardi C.: P427  
 Berezikov E.: 743, P2019  
 Berezin A.: P1898, P1969  
 Berezina A.: P310  
 Berezina T.: P1898, P1969  
 Berger R.M.F.: I416  
 Bergerone S.: P351, P353  
 Bergman A.-C.: P2024, P422, P428  
 Bergmann A.: P427  
 Bergmann M.W.: I250  
 Berkinbayev S.: P1007, P1961  
 Berkowitsch A.: P1122  
 Berliner D.: 1852, P1582, P200  
 Berlinghieri N.: I81, P1109  
 Bernal J.L.: I30, P1506, P1708  
 Bernardi M.: P1667  
 Bernardo M.J.: P1061  
 Bernardo P.: P1099  
 Bernardo-Almeida P.: P923  
 Bernazzali S.: P904  
 Bernhard B.: P248  
 Bernocchi P.: P391  
 Berns S.A.: P419  
 Berrino L.: I252, I65, P536  
 Bertao M.V.: P1074, P1440  
 Berthelot E.: I412  
 Berto L.: 623  
 Bertolin F.: P1093  
 Bertolini E.: P1191  
 Bertolotti A.M.: «P920; P1505»  
 Bertomeu V.: I30, P1506, P1708  
 Berton G.: P1871  
 Bertrand P.B.: I355, P1024, P218  
 Besler C.: I67, P282  
 Bessi R.: P1909  
 Bestetti R.: P293  
 Beswick H.: P392  
 Betelin V.B.: P568  
 Beton O.: P1057  
 Bettencourt P.: 742, P2030, P339, P960  
 Bettinardi O.: P192  
 Bevilacqua C.: P239  
 Bevilacqua F.: P813  
 Bezante G.P.: P1998  
 Bezmalinovich E.: P1743  
 Bezrodniy A.: P1902  
 Biagi P.: P830  
 Biagini E.: P522  
 Biagioli P.: I70, P1893  
 Bianchi R.: P973  
 Biasini G.: P1956  
 Bicho M.: P421  
 Biegus J.: I29, P1051, P1573  
 Bielecka-Dabrowa A.: P1041  
 Biering-Sorensen T.: P1763  
 Biernat J.: P2073, P880  
 Bighin C.: P332  
 Bila N.V.: P1162  
 Bilchenko A.V.: P1492  
 Billebeau G.: I7, P418  
 Binno S.: P1100, P1718, P1817, P192, P468, P855  
 Binot E.: I64  
 Biocina B.: I352  
 Birchall A.: P1632  
 Birtolo L.L.: I357  
 Bis J.: I354  
 Biscosi C.M.P.: P1028  
 Biselli B.: P1067  
 Bistola V.: P1638, P2052, P826  
 Bittencourt M.I.: P525  
 Bitter T.: I37  
 Bizios A.: P475  
 Bizyaeva E.: P410  
 Black P.: P994  
 Blackman M.R.: P1110  
 Blaeuer C.: P261  
 Blanco Canosa P.: P1068  
 Blanco Martinez I.: P317  
 Blankenberg S.: P1081, P576  
 Blase A.: I410  
 Blaszczyk O.: P413  
 Blaszczyk R.: P2050  
 Blazakis G.: P2104  
 Blazek S.: I67  
 Blazquez Bermejo Z.: P1003  
 Bloks V.W.: P1797  
 Blondheim D.: I33, I344, 27, 29, P1736  
 Bloomfield D.M.: 22  
 Blum P.: P1516  
 Bobbio E.: P424  
 Bobenko A.: P1092, P896  
 Bobronnikova L.: P398  
 Bocchi E.A.: 627, 629, P1436, P1571, P1933, P2077, P426  
 Bocchi E.A.B.: P2036  
 Bochenek M.L.: 735  
 Bodez D.: I844, P1188, P949  
 Bodez D.B.: P935  
 Bodi B.: I261, I9  
 Bodi V.: P1566, P2028  
 Boehm M.: I249, P1773, P248, P930, P978  
 Boehmer J.B.: P1482  
 Boerries B.: 630  
 Boerries B.B.: P883  
 Boersma E.: P1884  
 Boesgaard S.: P1023  
 Boesgaard T.: I247  
 Bogaard H.J.: I416  
 Bogale N.: P1001  
 Bogdan S.T.N.: P980  
 Bogomaz A.: P1126, P1127  
 Bogonez-Franco P.: P1790  
 Bogyi P.: P1478, P1610, P1633  
 Bohm M.: I253, P1806  
 Boiko N.: P577  
 Boiti C.: P2060  
 Bojoski I.: P1676, P201  
 Bokus G.: P2099  
 Boldo M.: P1112  
 Boldrini M.: I64, P1766  
 Boldueva S.: P469  
 Boles S.: I41  
 Bolotskykh G.: P2003  
 Boman K.: P1486, P230, P253, P422, P428, P873  
 Bonacchi M.: P1909, P819  
 Bonadei I.: P1026, P1030, P1588, P1658, P1762, P1988, P210  
 Bonamigo Thome F.: P1982  
 Bonapace S.: P1569  
 Bonavita M.: I81  
 Bondanza L.: P1137  
 Bondar V.N.: P1646, P1940  
 Bonderman D.: I71, 630, P1131, P406, P883  
 Bonello L.: P199  
 Bongiovanni C.: 25  
 Bonilla Palomas J.L.: P194, P313  
 Bonino C.: P950  
 Bonios M.: P1811  
 Bonnet D.: P1917  
 Bonnet S.: P581  
 Booth K.: P1980  
 Borer J.S.: I249  
 Borges I.P.: P340, P377, P380, P975, P977  
 Borges Santos M.: P185, P276, P432,



- P908  
 Borrelli C.: P1562  
 Borrelli N.: P1644  
 Borrelli R.: P870  
 Borrino A.B.: P1615  
 Borsanyi T.: P1610, P1633  
 Bortolan G.: P1728  
 Bortolotti F.: P1807  
 Bortsova M.A.: P1912  
 Bosak N.: P437  
 Bosch Campos M.J.: P481  
 Bosch L.: 178, P527  
 Bosco F.: P539, P547, P553  
 Boskovic A.: P913, P1720  
 Bossone E.: P424  
 Bostan S.: P284  
 Botelho A.: P400  
 Botella E.: P489  
 Botermann L.: P1015  
 Botker H.E.: P1648  
 Botta C.: P487  
 Botta L.: 1850  
 Bottio T.: P354  
 Botto G.: P1075  
 Boubaker H.A.M.D.I.: P1427, P183, P184  
 Bouchelouche K.: P1648  
 Boudjemline Y.: P1917  
 Boughzela E.: P263  
 Boudia W.A.H.I.D.: P1427, P183, P184  
 Boujnah M.R.: P2015, P496  
 Boulashova O.V.: P869  
 Boumediene B.T.: P1509  
 Bouraoui L.: P184  
 Bourdet D.L.: P515  
 Bouslenko Z.: P1093  
 Bouslimi A.: P2121, P2127  
 Bousoula E.: P1503, P984  
 Bouzin C.: P1815  
 Bouznada I.: P222  
 Bover Freire R.: P197, 130, P1708  
 Bover R.: P1506  
 Bovolo V.: P351, P353  
 Bowers N.: P2051  
 Boyer L.: P949  
 Bozic B.: 745  
 Bozorov A.A.: P888  
 Boztosun B.: 1353, 1356  
 Bozyel S.: P1680, P846  
 Bracco C.: 24  
 Bracic T.: 163  
 Braga C.: P1690, P1941, P942  
 Braga G.A.: 627, P426  
 Braga L.: P1802  
 Braga M.: P1095, P1096, P1611, P1661, P2014, P339, P349, P459  
 Braga P.: P1977  
 Bragos R.: 1257, 1260, P1790  
 Brambilla R.: P1609, P993  
 Branco L.: P345  
 Branco M.: P185, P276, P432, P908  
 Brandao L.: P1755, P1930  
 Brans M.A.D.: P527  
 Brasca F.M.: P1609, P993  
 Bras-Silva C.: P1189, P1791, P581  
 Braunschweig F.: P255  
 Brehä A.: P1050, P1687, P1892  
 Brenner S.: 1241, 1852, P1582, P200  
 Bressan E.: P1609, P993  
 Breuils-Bonnet S.: P581  
 Breuker C.: P1899  
 Breunig M.: P200  
 Briggs A.: P1156  
 Brigic L.: P2062  
 Brillì S.: P221  
 Briongos Figuero S.: P1472, P1947, P236, P237, P997  
 Brismar K.: 166  
 Bristow M.R.: P1990  
 Brito B.F.B.: P2036  
 Briton O.: P562  
 Broch K.: P1748, P1749  
 Brochado B.: P1975  
 Brodhun M.: P571  
 Broekhuizen B.D.L.: 1366  
 Broncel M.: P1501  
 Brooke L.: P835  
 Brossa Loidi V.: P1705, P2023  
 Bruch L.: P357  
 Bruckner I.I.: P1445  
 Brugaletta S.: P1981  
 Brugnaro L.: P354  
 Brugs J.J.: P1884  
 Brun F.: P298, P931  
 Brunelli C.: P1998, P332  
 Brunetti N.D.: P1120, P1739, P1958, P360  
 Brunetti S.: P1028  
 Brunner - La Rocca H.P.: P300, P932  
 Brunner H.: 677  
 Brunner S.: P537  
 Brusoni D.: P1962  
 Bruun N.E.: 633  
 Brzoska K.: 18  
 Bubnova M.G.: P858  
 Bucciarelli-Ducci C.: 141  
 Buchan R.: 632  
 buckeldeë O.: P1449  
 Budnik M.: P286, P921  
 Bugetti M.: P1909, P819  
 Buijsrogge M.P.: P1601  
 Buitrago A.: P1002  
 Bujnoch D.: P357  
 Bulatovic N.: P951  
 Bulatovic V.: P1105  
 Bulava A.: P369  
 Bulughapitiya D.S.: P1468, P447  
 Bulzìs G.: P360  
 Bundgaard H.: 1246  
 Bunenkov N.: P2089  
 Buono A.: P1442  
 Burazor I.: P1713, P453  
 Burbello A.: P1686, P442  
 Burghard P.: P227  
 Burian I.I.: P2029  
 Burke M.A.: P526  
 Burkhoff D.: P2088  
 Burko N.: P404, P433  
 Burneikaite G.: P2049  
 Burns R.: P1077  
 Bury K.: P1501, P2087  
 Bussani R.: P296  
 Butcher C.: P1116, P988  
 Butler J.: P1110, P1452, P452  
 Buzea C.A.: P1050, P1687, P1892  
 Bye J.: P971  
 Bye J.M.: P1590  
 Bykova A.A.: P568  
 Byrne J.: P841  
 Byun Y.S.: P1529  
 Bzouiech N.: P1427

## C

- Caballero L.: 1259, P1785  
 Cabanes R.: P1697, P1701  
 Cabiati M.: P1191, P557  
 Cabral C.: P1500, P242  
 Cabral J.: P1526, P1652  
 Cabral J.C.: P1520  
 Caccamo G.: P229, P958  
 Cacciatore F.: P1717  
 Cacciavillani L.: P354  
 Cacciotti L.: 1237, P239  
 Cachulo M.C.: P400  
 Cade S.: P1899  
 Caetano F.: 1845

- Cafka M.: P1119  
 Cai A.: P841  
 Kakal B.: 1353, 1356  
 Kakal S.D.: 1353, 1356  
 Calabrese M.: P813  
 Calabria S.: 139, 28  
 Calabro P.: P973  
 Calado F.: P1477, P1918, P223, P233, P853  
 Calandro M.T.: P1028  
 Calcagno S.: 1357, P838  
 Caldarella P.: P360  
 Caldeira D.: P1755  
 Caliskan K.: P1884  
 Calleja N.: P1479  
 Calmac L.: P849  
 Caloian B.: P451  
 Calori G.: P1107, P840  
 Calvieri C.: 1357  
 Calvo A.L.: P894  
 Calvo B.: P489  
 Calvo-Betancourt L.S.: P1665, P2018, P411  
 Camara M.L.: P2091  
 Camci G.: P2001  
 Cameli M.: 174, P1011, P1589, P1812, P904  
 Cameron A.R.: P1970  
 Cameron J.: P2038  
 Caminiti G.: P1459, P1991, P2122, P2123, P2124, P272, P335, P438, P440, P466, P946  
 Campbell P.: P893  
 Campeanu A.: P1441  
 Campelo M.: P1019, P1020, P1926, P899, P929, P1973, P2111, P497  
 Campolongo G.: 1237, P1459, P1485, P1991, P239, P438, P440, P946  
 Camporeale A.: P435  
 Campos L.: P1444  
 Campos R.: P1113, P1725  
 Campo-Torrenegra R.L.: P1665, P2018, P411  
 Canas E.: P998  
 Canciello G.: P302  
 Canedo P.: P1190, P1195, P1926, P2013, P299, P899  
 Canepa M.: 1851, P1998  
 Caneva J.: P1121  
 Cannon M.V.: P1796  
 Canova Calil F.: P1067  
 Cantatore S.: P1197  
 Cantatrione C.: P1641  
 Cantatrione S.: 1244, P1059, P1641  
 Cao Y.: P1706, P944  
 Capaldi M.: 1237  
 Caporotondi A.: P1960  
 Cappelli Bigazzi M.: P973  
 Cappelli F.: P1537, P1599  
 Cappelletta D.: 1252, 165, P536  
 Capponi M.: P2114  
 Caprio M.: 1256, P1169, P2124, P552  
 Capuano A.: P1937, P912  
 Capuano N.: P441  
 Capucci A.: P1031  
 Carai P.: 736  
 Carasca E.: P1870  
 Caravaca Perez P.: P836, P928  
 Caravita S.: P950  
 Carbone C.C.: P1615  
 Cardelli P.: 25, P1052, P566  
 Cardells Beltran I.: P320  
 Cardells I.: P2028, P481  
 Cardenal Piris R.: P343  
 Cardenas J.P.: 1423  
 Cardila-Cruz P.: P1955  
 Cardone M.: P563  
 Cardoso J.S.: P305  
 Caretta A.C.: P1985  
 Caria R.: P2068, P257, P807  
 Carles P.: P1507, P2072  
 Carlhall C.J.: 169  
 Carlos Areias J.C.A.: P497  
 Carlos Silva J.C.S.: P1973, P2111, P497  
 Carluccio E.: 170, P1893  
 Carmeliet P.: 736  
 Carmo J.: P1444  
 Carneiro Oliveira B.: P1067  
 Caro Codon J.: P1613  
 Caron J.: P870  
 Carpagnano G.E.: P1120, P1958  
 Carrasco-Chinchilla F.: P1735  
 Carrassi E.: P260  
 Carratala A.: P2027  
 Carreras Mora J.: P1133  
 Carresi C.: P1168, P528, P538, P539, P547, P553, P554, P555, P569  
 Carrillo Linares J.L.: P1873  
 Carrington M.J.: 619  
 Carruthers S.: P224  
 Carr-White G.: P1431, P188, P891, P892  
 Cartei S.: 1351  
 Carubelli V.: 128, P1442, P210  
 Carugo S.: P1985  
 Caruso A.: P441  
 Caruso M.P.: P1069  
 Caruso R.: P1069  
 Carvalho E.E.V.: P1780  
 Carvalho J.: P2030  
 Carvalho N.: P1128  
 Carvalho V.: P1901, P845  
 Casado A.: P2063, P902  
 Casado Plasencia A.: P1809  
 Casanova Borca E.: 173  
 Caselli C.: P1039, P1753  
 Casenghi M.: 1848  
 Casey C.: P1005  
 Casolato A.T.: 627, P426  
 Cassar Demarco D.: P1479  
 Cassidy C.: P1058, P994  
 Castagno D.: P483  
 Castellano Garcia P.: P194, P313  
 Castello L.: P820  
 Castelo-Branco A.: P233  
 Castelvechchio S.: P435  
 Castier M.B.: P525  
 Castillo Dominguez J.C.: P1634  
 Castro A.: P314, P389  
 Castro Arroyo P.: P1006  
 Castro Conde A.: P1003, P1613, P1711, P384  
 Castro J.: P185, P276, P432, P908  
 Castro R.C.: P1586  
 Castro-Chaves P.: 742  
 Castrodeza J.: 1358  
 Catania G.: P2035, P981  
 Catrinou D.: P1920  
 Cattabiani M.A.C.: P486  
 Cattadori G.: P2060, P468  
 Caudron J.: P358, P358  
 Cautela J.: P199  
 Cavaliere F.: P813  
 Cavusoglu Y.: P1671, P388, P412, P881, P952  
 Cavuto F.: P1871  
 Cazalas M.: P1121  
 Gebola R.: P1476  
 Ceccaldi A.: P895, P922  
 Celic V.: 1413  
 Celutkienė J.: P2049, P2109, P504, P885  
 Cenkerova K.: P809  
 Centofanti P.: P351, P353  
 Centola M.C.: P1985  
 Centra C.: P367



- Cerasa M.F.: 170  
 Cerqueira R.: P533  
 Cesana G.: I361, P1075  
 Cetin E.H.: P1887  
 Cetin Sanlialp S.: P829  
 Chachques J.C.: P1907  
 Chacon Hernandez G.N.: I423  
 Chadjichristos C.E.: P1164  
 Chae B.J.: P966  
 Chae I.H.: I32  
 Chae S.C.: P1054, P403, P485  
 Chaker H.: P2084  
 Chakravarthi R.: P1575  
 Chamaidi A.: P1080  
 Chambers V.: P1467  
 Chamodraka E.: P844  
 Chamova T.: P1536  
 Chamuleau S.A.J.: P1605  
 Chan F.T.: P1764  
 Chan S.: P359  
 Chan S.P.: I240  
 Chandavimol M.: P1674  
 Chandrasekaran B.: I350  
 Chang H.: P517  
 Chang H.J.: P1951  
 Chang K.: P1814  
 Chaparro Munoz M.: P928  
 Charfeddine S.: P1027, P2010, P2084,  
 P319, P341, P535, P890, P974  
 Charitos C.: P1600, P2116  
 Charkiewicz K.: P1151  
 Charnley M.: P835  
 Chasnoyt A.: P1617  
 Chatfield K.: I238  
 Chatur S.: P893  
 Chau S.: I238  
 Che M.: P2121  
 Checchi L.: I351  
 Chehboune C.: P878  
 Chemla D.: I412  
 Chen C.H.: P1890, P209  
 Chen C.Y.: P1788  
 Chen H.: P1443  
 Chen Q.Y.: P1108, P1111  
 Chen T.H.: 631  
 Chen X.M.: P1446, P1885  
 Cheng A.S.H.: I77  
 Cheng H.M.: P1890, P209  
 Cheng L.F.: P1058  
 Cheng S.: P1763  
 Cheng S.Y.: P366  
 Chentir M.T.: P222  
 Cheour M.: P2127, P540, P540, P540,  
 P540, P540  
 Cherney D.Z.I.: P328, P330  
 Cherniavsky A.: I354  
 Chernikh E.A.: P1592, P976  
 Cherubini A.: I73, P1114, P443, P477  
 Chesnikova A.: P1007, P1457  
 Chew S.: P336  
 Chia P.L.: P366  
 Chiappino S.: P407  
 Chiarella F.: P1998  
 Chiavarelli M.: P1589  
 Chillik I.: P1113, P1725, P472  
 Chimeno Garcia J.: P317  
 Chin K.: P1563  
 Ching C.K.: P366  
 Chiodini V.: P1075  
 Chioncel O.: P455  
 Chioncel V.: P1450  
 Chiostri M.: P1599  
 Chitroceanu A.: P2020  
 Chivulescu M.: P864  
 Chizzola P.R.: 627, P1933  
 Chlopicki S.: P1795  
 Cho E.J.: P1814, P2093  
 Cho G.J.: P1943  
 Cho G.Y.: I32  
 Cho H.: P816  
 Cho H.J.: P1525, P492  
 Cho H.N.: P548  
 Cho J.G.: P2092, P288  
 Cho J.Y.: P2092, P288, P485  
 Cho J.M.: P2067  
 Cho J.S.: P1029  
 Cho M.C.: P2092, P1525, P1543,  
 P1732, P2033, P492, P501, P505, P511  
 Cho S.C.: P288  
 Cho Y.: P1054, P403  
 Choe W.: P492, P816  
 Chogan N.A.: P1136  
 Choi D.J.: I32, P1732, P1784, P510  
 Choi E.H.: P1732, P2033  
 Choi H.M.: P1543  
 Choi J.O.: P861  
 Choi J.H.: P1549, P967, P1549, P824,  
 P828, P967  
 Choi J.W.: P1529  
 Choi M.C.: P485  
 Choi S.W.: I258, P1738, P196, P2005  
 Choi U.L.: I258, P196, P2005  
 Cholewinski W.: P1810  
 Chomahidze P.S.H.: P568  
 Chorro F.J.: P1137, P320, P481  
 Chorro Gasco F.J.: P507  
 Chow A.W.: I359  
 Chow C.M.: P2051  
 Christa M.: I852, P1582  
 Christensen G.: P526  
 Christidi A.: P1080  
 Christodorescu R.: P455  
 Christodorescu R.M.: P970, P1640  
 Christov I.: P1728  
 Chroub-Papavaioiu A.: P362  
 Chrysochoou C.: P2103, P221, P462  
 Chu P.-H.: I421, P1106  
 Chua H.S.: P1894  
 Chua S.J.: P1000  
 Chua S.K.: P517  
 Chua X.Y.: P944  
 Chubuchny V.: I80  
 Chudinovskikh T.: P1012  
 Chumachenko N.V.: P1646, P1940  
 Chumakova G.: P1643  
 Chung E.C.: P1882  
 Chung E.S.: P1621, P833  
 Chung K.K.I.: P366  
 Chung W.B.: P966  
 Chuquiure-Gil M.: P1904  
 Chuquiure-Valenzuela E.: P1904  
 Chvalov L.L.: P959  
 Chytilova A.: P1823  
 Ciaccio M.: P1045  
 Ciampi Q.: P441  
 Cianfrocca C.: P1550  
 Ciborowski M.: P1620, P1999  
 Ciccarelli M.: P572, P574  
 Ciccone M.M.: 678, P1579, P964  
 Cichočka-Radwan A.: P1729  
 Cieplucha A.: P1810  
 Cikes M.: I352, P1763  
 Cimbaro Canella J.P.: P1663  
 Cinca Cuscullola J.: P1705  
 Cinconze E.: I39, 28  
 Cinque A.: I251  
 Cinquetti M.: P1758  
 Cintora-Martinez C.C.: P1584, P225,  
 P1086, P1087  
 Ciobanu A.: P872  
 Ciobanu A.O.: P2011  
 Ciocan M.: P1430  
 Cioffi G.: I73, 626, P279, P443, P473,  
 P477  
 Cioppa C.: P1059, P1084, P1641  
 Cipriani M.: P1442

- Ciric-Zdravkovic S.: P1556  
 Cirillo T.: P441  
 Cirillo W.: P1464, P839  
 Ciro' A.: P365  
 Cirone G.C.: P2045  
 Citarelli G.: 1422, 172, P360, P964  
 Cittadini A.: P424  
 Ciudad M.: P1507, P2072  
 Ciuffreda L.P.: 1252, 165, P536  
 Cirus T.: P2069  
 Clackson T.: P1077  
 Clark A.L.: 1242, 175, P1013, P1031, P1036, P1042, P254, P278  
 Clarke W.: 169  
 Cleland J.: P1001  
 Cleland J.F.G.: 1242, P278, 175, P1013, P1031, P1036, P1042, P1116, P988, 1849, 22, 674, 675, P1966, P2021, P254, P805  
 Clemens M.: P1618  
 Clemente D.: P996  
 Clemenza F.: P1626, P229, P958  
 Clemmensen T.S.: P1659, P371  
 Clerico A.: P1039, P1753, P934  
 Climent A.M.: 738, P1809  
 Clough R.: P892  
 Cluzol L.: P199  
 Coats A.J.: 1413, P2004  
 Cockinos P.H.: P1503  
 Coghlan L.: P1143  
 Cohen A.: P922  
 Cohen M.Z.: 623  
 Cohen-Solal A.: 17, P418  
 Coiro S.: P1893, P1992  
 Coksevim M.: P999  
 Coletta C.: P1028  
 Collignon O.: P561  
 Collura G.: P1047  
 Colombo B.: P1021  
 Colombo C.A.: P344  
 Coman I.: P1870  
 Coman I.M.: P864  
 Combes A.: P358  
 Comin-Colet J.: 1414, P1428, P1429  
 Conboy T.A.R.A.: P834, P847  
 Conceicao G.: 737, P550  
 Conde Sabaris P.: P1647  
 Condorelli G.: P546  
 Confalone P.: 1254  
 Connell D.: P1703  
 Connell J.M.: P1872  
 Constantinescu A.A.: 127, P1884  
 Conti S.: P1075  
 Contini M.: 1347, P1962  
 Contini M.C.: P1460  
 Contreras-Ramirez E E.: P225, P1086, P245  
 Cook S.A.: 632  
 Coppola A.: P1062  
 Coppola C.: P546  
 Corda M.: P1544  
 Corda S.: P1486, P230, P233, P253, P873  
 Cordiano R.: P1871  
 Cordova F.: P1740, P1744  
 Coric V.: P1193  
 Corkin L.: P835  
 Cornelis J.: P465  
 Coronel M.L.: P1121, P1663  
 Corra' U.: P1100, P1718, P468  
 Corra U.C.: 679  
 Correale M.: 1848, P1120, P1739, P1958  
 Correia A.: P1819, P373, P943  
 Correia C.E.: P936  
 Correia E.: P1520, P1534, P242  
 Correia J.: P1128, P1921  
 Correia M.: P1500, P242  
 Correia S.: P439  
 Corrieri N.: 1347, P1091, P1962, P2060  
 Cortes Garcia M.: 1243, P1472, P1639, P1939, P1997, P237  
 Cortes M.: P1947, P236, P997  
 Cortes-Villar C.: 1358  
 Corti A.: P1021  
 Cortigiani L.: 168  
 Corvi U.: 622, P1100, P1608, P1817, P192, P1984, P855  
 Cosic Z.: P1713  
 Cosmi D.: 676  
 Cosmi F.: 676  
 Cossa S.: P1544  
 Costa C.: P1721, P1954, P2096, P2097  
 Costa Cabral J.: P1883, P381  
 Costa E.: P435  
 Costa Grana C.: P1068  
 Costa M.: 1845  
 Costa R.: 1245, P1507, P2072  
 Costa S.: P1875  
 Costanzo P.: P1031  
 Costetti A.: 1850  
 Cote I.: P917  
 Cottini M.: P986  
 Couetil J.P.: 1844  
 Couto Mallon D.: P1068  
 Coutrot M.: P1164  
 Covali-Noroc A.: P949  
 Cowburn P.J.: P1475  
 Cowie L.E.: P224  
 Cowie M.R.: 1362, P1156, P1467, P315  
 Cozma D.: P484  
 Craciunica D.: P1450  
 Crea F.: P259  
 Cresci A.: P456  
 Crespo Leiro M.G.: P1068, 1413, P1765, P1781, P2004  
 Crijns H.: P932  
 Crisan S.: P484  
 Crisostomo Ayala V.: P1809, P1776, P1786, P1790  
 Cristea O.A.: P1171, P1172  
 Cristodorescu R.: P549  
 Cristofano F.: P566  
 Crnkovic S.: P580  
 Crowley A.L.: 633  
 Crundall-Goode A.: P254  
 Cruz F.D.C.: P2036  
 Cruz I.: P1949  
 Csanadi Z.: P1618  
 Cuchiara M.P.C.: 142  
 Cui J.Z.: P1150  
 Cunningham C.: P1058  
 Cuocolo A.: P316, P879  
 Curnis A.: 1361  
 Cvetinovic N.: 745  
 Cvetkovic P.: P2128  
  
**D**  
 Da Rocha E Silva J.G.: P1982  
 Da Silva D.A.: P525  
 Dabek J.: P1196  
 Dabrowski A.: 1349  
 Dabrowski M.: P1595  
 Dadabaeva N.: P318  
 D'addario M.: 1367, 620  
 Dadosky A.: P1882  
 Dadosky C.: P833  
 Dafoulas G.: P362  
 Daha I.: P1050  
 Daha I.C.: P1892  
 Dahan I.: 133, 1344, 27, 29, P1736  
 Dahl A.L.: 633  
 Dahlem F.: P930  
 Dahlke M.: P1451  
 Dahlstrom O.: P1691



- Daida H.: P1678, P243  
 Daidone G.: P219  
 Daimon M.: P1513  
 Daka B.: P1186  
 Dakhteh Harouni M.: P518  
 Dakic S.: P1037, P1668  
 Dal Ferro M.: P298  
 Dalal J.: P1046  
 Dalmau Gonzalez-Gallarza R.: P1003, P1613, P1711, P384  
 Dalmau R.: P314, P389  
 Dalos D.: P1131, P406  
 D'ambrosi A.: 1251  
 Damianich G.: P1742, P1743  
 Damman K.: 1418, 22, 674, 740  
 D'amore C.: 1847, P445  
 Damoulianos A.: P844  
 Damrina E.: P1986  
 Damy T.: 1844, P1188, P949  
 Dan A.R.: P1050, P1687, P1892  
 Dan G.A.: P1050, P1687, P1892  
 Dandekar T.: P1177  
 Danel D.: P1085  
 Danel D.P.: P2055  
 D'angelo M.: P1587  
 Daniels A.M.: P932  
 Danilenko N.G.: P1546, P933  
 Dankova M.: P331  
 D'antonio A.: 170, P1893  
 D'antono B.: P359  
 Dany S.S.: P207  
 Daquarti G.: P1113, P474  
 Dar O.: P988  
 Darabantiu D.: P1640, P970, P549  
 Darawsha W.: 1411  
 D'ariento C.: P2101, P367  
 Daru V.: P1743  
 D'ascenzi F.: P1589  
 Dasseni N.: P1734  
 Dastidar A.G.: P1469  
 Daubert J.C.: 166, P2024  
 Dauriz M.: 1413, P2004  
 Davidenko O.G.: P933  
 Davies E.: P1872  
 Davirova S.H.S.H.: P1531, P1942, P1968  
 Davydenko O.G.: P1546  
 Davydova V.G.: P292  
 De Angelis A.: 1252, 165, P536  
 De Antonio M.: P1055, P1112, P1697, P1701, P454, P945  
 De Berardinis B.: 25, P198, P820  
 De Blasi G.: P1998  
 De Boer K.: P1694  
 De Boer R.A.: 176, 746, P1796, P1797  
 De Borst M.H.: 674  
 De Caterina R.: 1254  
 De Chiara B.: 1850  
 De Cobelli F.: P840  
 De Gennaro L.: P360  
 De Groot S.: P848  
 De Haan J.J.: P527  
 De Heer F.: P1601  
 De Jager S.C.A.: P527  
 De Jong A.M.: P1797  
 De Jonge N.: P1601, P1605  
 De Keulenaer G.W.: P1774  
 De La Calle De La Villa E.: P508  
 De La Cuesta Arzamendi F.: P1553, P2000, P2006  
 De La Fuente A.: P1628  
 De La Fuente L.: 1358  
 De Luca G.: P2101, P367  
 De Maria C.: P557  
 De Maria R.: P393, P394  
 De Martino F.: 1847  
 De Menezes Falcao L.F.: P421  
 De Pauw A.: P1815  
 De Rosa M.: P572, P574  
 De Rossi G.: P1464  
 De Rossi J.R.: P839  
 De Santiago Viqueiras J.: P317  
 De Simone S.: P1176  
 De Sousa C.: P924  
 De Stasio V.: P1994  
 De Teresa E.: P1567  
 De Teresa-Galvan E.: P1519, P1555, P1559, P1733, P1735, P1976, P2074, P308, P347, P480, P979  
 De Vecchis R.: 1244, P1059, P1084, P1641, P2076, P982  
 De Vincentis G.: 1357  
 De Vito G.: P365  
 De Vries J.J.G.: P254  
 De Windt L.J.: P1177, P1796  
 Deaconu A.I.: P494, P980  
 Deblier I.: P1591  
 Deckers J.W.: 127  
 Deckx S.: 736  
 Decourcy J.: P1669  
 Deddens J.C.: P527  
 Dediu G.: P1430  
 Deedwania P.: 1420, P1110, P877  
 Dei Zotti F.: P559  
 Deidda I.: P1073  
 Deja M.: 1354  
 Dejanovic J.: P1581, P2071, P519  
 Dekany M.: P1478, P1610, P1633  
 Dekleva M.: P1183  
 Del Giorgio G.: P1994  
 Del Maschio A.: P840  
 Del Rio A.: P1996  
 Del Ry S.: P1039, P1191, P557  
 Del Sindaco D.: P279, P477  
 Del Torto A.: 1347, P1091, P1962, P2060  
 Delcayre C.: 17  
 Delcea C.: P1050, P1687, P1892  
 Delesen H.: P1018  
 Delgado A.: P1520, P1526, P1652, P1883, P381  
 Delgado C.: P998  
 Delgado Ortega M.: P1634  
 D'elia E.: P1959  
 Deljanin Ilic M.: P1649, P1679  
 Deljanin-Ilic M.: P463  
 Della Valle E.: P1717  
 Dellafiore F.: P1069  
 Dell'ali C.: P219  
 Dellalibera-Joviliano R.: P293  
 Delles C.: P452  
 Demir M.: P1671  
 Demir R.: P1741  
 Demirelli S.: P1656  
 Dempaire G.: P1454  
 Demyanets S.: 741  
 Den Uil C.A.: P1884  
 Denaxas S.: 1849, 675  
 Denchev S.: P1536  
 Denisevich T.L.: P1510, P1512, P1751  
 Denisova T.: P212, P385  
 Dennert R.: P932  
 Dentali F.: P456  
 Deres L.: P1782  
 Dermitzaki T.H.: P306  
 Dermitzakis A.: P306  
 Dernerova L.: P1008  
 Dervis E.: P1680  
 Desch U.: P925  
 Deschaseaux C.: P1156  
 Despan C.: P1430  
 Deticek A.: P842  
 Deux J.F.: 1844  
 Devaux Y.: P1789, P560, P561  
 Devesa-Cordero C.: P206, P812  
 Dhakam S.A.J.I.D.: P1066

- Dharma S.: P207  
 Dhawan A.: P224  
 Di Bartolomeo R.: 1850  
 Di Biase G.: P1059  
 Di Biase M.: P1120, P1739, P1958  
 Di Gesaro G.: P1626, P229, P958  
 Di Lenarda A.: 173, 626, P1114, P1524, P1993, P279, P296, P298, P393, P394, P443, P450, P473, P477, P852  
 Di Maio M.: P973  
 Di Marco L.: 1850  
 Di Mauro M.: P1644, P996  
 Di Mauro S.: P2040  
 Di Meo E.D.M.: P1615  
 Di Meo M.L.: P260  
 Di Molfetta A.: P1602, P983, P989  
 Di Napoli P.: P1107  
 Di Nora C.: 626, P1114, P1524, P1993, P443, P473  
 Di Pietro R.: P1522  
 Di Serio F.: P1577, P1684  
 Di Somma M.R.: P565, 25, P1052, P198, P427, P566, P820, P832  
 Di Somma S.A.: P565  
 Di Stasio E.: P820  
 Di Stolfo G.: P2101, P367  
 Di Tommaso C.: P1589, P1812, P1966  
 Diaconu C.: P1430  
 Diaconu C.C.: P311, P387  
 Dias A.: P1934, P1977  
 Dias L.: P1623  
 Dias P.: P1611, P1661, P2014, P339, P349, P439  
 Diaz De Mayorga E.: P1507, P2072  
 Diaz E.: P1996  
 Diaz Fernandez J.F.: P343  
 Diaz-Guemes I.: P1776, P1786, P1790  
 Dickson V.V.: P2037  
 Dickstein K.: 674, P1001, P1992  
 Didagelos M.: P1950  
 Diebold B.: P358  
 Diebold B.D.: P1515  
 Dieplinger B.: P1034  
 Dierckx R.: P1013  
 Dietrich G.: 1241  
 Diez Del Hoyo F.: P898  
 Diez J.: P1053, P1670  
 Diez M.: P1113, P1121, P1725, P472, P474  
 Diez Villanueva P.: P898  
 Diez-Delhoyo F.: P206, P269, P812  
 Diez-Lopez C.: P1112, P1701, P454, P945  
 Diez-Quevedo C.: P1112, P454  
 Diez-Villanueva P.: P265, P269  
 Digrajakar A.: P1046  
 Dikur O.: P460  
 Dikur O.N.: P2057  
 Dilic M.: P2062  
 Dima A.: P1050, P1687, P1892  
 Dima-Cozma L.C.: P1667  
 Dimaki N.: P844  
 Dimitriu I.: P1060  
 Dimitropoulos E.: P2103, P221  
 Dimopoulos S.: P2058  
 Dimova M.S.D.: P2046  
 Dina I.: P1430  
 Dinardi L.F.L.: P2077  
 Dinh W.: P1018, P415  
 Dini F.L.: P1896, P216  
 Dinis P.: 1845, P1623, P831  
 Dionisio G.: P1742  
 Dirkx E.: P1802  
 Djamandi J.: P1119  
 Djokovic A.: P1822  
 Djordjevic A.: P1183  
 Djordjevic-Radojkovic D.: P1037, P1048  
 Djuric T.: P1183  
 Dobashi S.: P2094  
 Dobkowska-Chudon W.: 1349  
 Dobranici M.: P1050, P1687, P1892  
 Dobrokhod A.: P2083  
 Dobrovie M.: P1982  
 Dobrovolska R.A.: P1824  
 Doehner W.: 745, P1168, P321  
 Doerr M.: P1098  
 Dogan A.: P2001  
 Dokainish H.: 1365  
 Dokollari A.: P1812, P904  
 Dokuzova S.: P1685  
 Doletskiy A.: P460, 1843, P2057  
 Dolicanin Z.: P871  
 Domenici C.: P557  
 Domingo M.: P1055, P1112, P1697, P1701, P454, P945  
 Domingos G.: P807  
 Domingues K.: P1530, P1532, P1533, P1534, P1535, P1949, P289, P291, P295, P938  
 Dominguez Mafe E.: P1568, P507  
 Dominguez-Franco A.J.: P1519, P1555, P1559, P1733, P1976, P2074, P308, P347, P979  
 Dominguez-Trejo B.: P1083  
 Donadeo V.: P360  
 Donal E.: 166, P2024  
 Donghi V.: P1461, P1746, P1897, P214  
 Donnelly T.T.: P448  
 Dorazilova Z.: P990  
 Dores H.: P1103  
 Doria V.: 1254  
 Dornberger V.: P1098  
 Dorobantu M.: P1754, P494, P849  
 Dorofeyeva N.A.: P1179  
 Doronzo A.: P1579, P964  
 Dosenko V.: P1187  
 Doskar P.: P255  
 Dossche K.: P1591  
 Doughy R.N.: 1240, P241  
 Dowling W.: P562  
 Dragan Dincic D.D.: P1035  
 Dragic S.: P1720  
 Dragoescu B.: P849  
 Dragoi Galrinho R.: P2011  
 Dragoti J.: P1130, P2120  
 Drahota Z.: P1170  
 Draoui N.: P1815  
 Draper J.: P1431, P188, P891  
 Dregoes M.I.: P917  
 Drescher C.: P1168, P569  
 Dreyfuss C.: 1412  
 Drissa H.: P2121, P2127, P540  
 Drissa M.: P2121, P2127, P540, P540, P540, P540, P540  
 Drobizhev M.Y.: P1470, P396  
 Dromomirecka A.: P1462  
 Drozd E.: P1140  
 Drozd M.: 747, P322, P955  
 Drozd J.: P1501, P1765, P2069  
 Drzewiecka A.: P880  
 Duarte Millan M.: P1523  
 Duarte Rodrigues J.C.: P1973, P2111, P497  
 Duarte T.: P2068, P257, P807  
 Dubois-Rande J.L.: 1844, P949  
 Dubois-Rande J.L.: P935  
 Dubovik T.: P1539, P918  
 Duca F.: 171, 630, P1131, P406, P883  
 Duengen H.D.: 1248, P1092, P1494, P415, P431, P896  
 Duino V.: P1959  
 Duka A.: P1650, P1888  
 Dukat A.: P1180, P1911, P868, P1491  
 Dulgheru R.: P2011  
 Dundu A.: P1094



Dungen H.D.: 745, P1037, P1668, P512  
 Dunlap S.H.: P1627  
 Dunne B.: P818  
 Duplyakov D.: P1104, P1654, P247  
 Duplyakov D.V.: P1480  
 Dupont M.: 1355, P1024, P218  
 Duprey M.: P922  
 Durak Nalbantic A.: P2062  
 Durand-Zaleski I.D.Z.: P1515  
 Durante A.: P1693  
 Durao D.: P1721, P1954, P2096, P2097  
 Duray G.: P1610, P1478  
 Durmanov S.: P995  
 Durr A.: P937  
 Dusek L.: P369  
 Dworakowski R.: P841  
 Dy A.I.D.: P1586  
 Dybkova N.: P1804  
 Dyverfeldt P.: 169  
 Dziedzic-Danel A.: P2055  
 Dzubovic B.: P277

## E

Ebbers T.: 169  
 Ebina T.: P187  
 Ebner N.: P956  
 Ebner A.E.: 142  
 Ebner N.: P1102, P232, P321, P471  
 Ebraheem W.A.: P564  
 Echazarreta D.: P1121  
 Echegaray K.: P1670  
 Echeverria L.E.: P1078, P1665, P2018, P411  
 Ecke A.: P361  
 Economou E.: P2103, P221  
 Ed A.: P1696, P1709  
 Edelmann F.: 1248, P1092, P1494, P431, P512, P896  
 Edes I.: 19, P1618  
 Edner M.: P1053  
 Efanov A.U.: P1915  
 Efremov L.E.: P452  
 Efthimiadis G.: P1950  
 Egemnazarov B.: P580  
 Egnaczyk G.F.: P1621, P1882, P833  
 Egom E.E.: P1163, P2126, P271  
 Ehlermann P.: P897  
 Eickhoff C.: P1015  
 Eiringhaus J.: P2107  
 Eiros R.: P1628, P854  
 Eiskjaer H.: P1659, P371  
 Eissa A.: P815

El Bakkali M.: P1143  
 El Hattatou M.: P1155  
 El Minaoui M.: P1143  
 El Shahawy M.: P498, P500, P502  
 El Shkaa A.E.: P564  
 El Tahlawi M.: P1547  
 El-Agamy D.: P558  
 Elahi N.: P1063  
 El-Armouche A.: P1800  
 Elasfar A.A.: P1927  
 Elbaghdadi D.: P837, P878  
 Elchinova E.: P1916  
 Eldeib M.: P383  
 Elena-Aldana D.: P1955  
 Elhattatou M.: P1704  
 Elidi I.N.E.S.: P183, P184  
 Elizaga J.: P902  
 Elizaga-Corrales J.: P812  
 Elkablawy M.A.: P558  
 Elkarimi S.: P1704  
 Elkhateeb O.: P1473, P1820, P1919  
 Elleuch S.: P341, P974  
 Elloumi M.: P319, P535  
 Ellouze T.: P378, P890  
 Elnagary M.: P876  
 Elola J.: 130, P1506, P1708  
 El-Osta A.: 21  
 Elsharkawy E.: P363  
 Emami A.: P232, P956  
 Emanuele M.: 20  
 Emanuele N.A.: 619  
 Emdin M.: 180, 1846, P1039, P1562, P1753, P407, P934, 679  
 Enache V.: P1432, P1754, P205  
 Endo M.: P187  
 Engelhardt S.: P1177  
 Engin C.: P1511  
 Engoren M.C.: P1439  
 Enina T.N.: P2112  
 Enjuanes C.: 1414, P1428, P1429, P2063  
 Enkoh K.: P1903, P965  
 Enseleit F.: P1197, P1198  
 Ensinger C.: P300  
 Eraslan S.: P388, P412, P881, P952  
 Erasmus M.E.: 1416  
 Ercole Vellone E.V.: P1693  
 Erdelyi K.: P543  
 Ergin A.: P829  
 Eriksson J.: 169  
 Erkaebvov S.H.M.: P1495  
 Erlinge D.: P561

Ermis E.: P1656  
 Ernens I.: P1789  
 Eros K.: P1782  
 Ertl G.: 1241, P1582, P200  
 Ertl M.: 1241  
 Ertugay S.: P1511  
 Ertugrul A.S.: P399  
 Erzen I.: 1364, 625  
 Escher F.: P1528, P1938, P402  
 Escribano D.: P1137, P320, P481  
 Esfandiarei M.: P1150  
 Eskarayev T.: P1616  
 Esposito E.: P546  
 Esposito G.: 1252, 165, P536  
 Esteban A.: 130, P1506, P1708, P854  
 Esteban Fernandez A.: P197  
 Esteve Ruiz I.M.: P267, P2016  
 Estevez A.: P236  
 Estis J.: P1051, P1573  
 Estonius M.: P2024  
 Eursiriwan S.: 744  
 Evdokimov V.: P1583  
 Evdokimova A.: P1583  
 Evola G.: P1045  
 Evrengul H.: P829  
 Evsukov K.B.: P1499  
 Ewen S.: P930  
 Eysink Smeets J.: P843  
 Ezhova N.: P2079  
 Ezzina Z.I.E.D.: P183

## F

Fabregat Andres O.: 1423  
 Fabricius-Bjerre A.: P1660  
 Fabritz L.: P2108  
 Facciorusso A.: P367  
 Faerber L.: P1117  
 Faganello G.: 173, P1114, P1993  
 Faggiano P.: P1896, P216  
 Fagon J.-Y.: P358, P1515  
 Fahy S.M.: P2126  
 Faini A.: P950  
 Falcao-Pires I.: 737, P534, P550, P575  
 Falcione A.: P1807  
 Falcone A.: P996  
 Falcone C.: P1062  
 Falk R.S.: P971  
 Fall S.: P1163, P2126, P271  
 Fallata D.: P1473, P1919  
 Falletta C.: P1626, P229, P958  
 Fallon L.: P1467  
 Fan H.: P524



Fana G.T.: 628  
 Fanelli R.: P2101, P367  
 Fanous Y.: P530  
 Faour L.: P1438, P810  
 Farand P.: P1014  
 Faraudo M.: P1695  
 Farcas A.D.: P2029  
 Farcas R.: P917  
 Farge-Bancel D.: P1662  
 Faria B.: P894  
 Faria R.: P1530, P1535, P1949, P289, P295, P936  
 Faria T.: P1019, P1020  
 Farid M.: P489  
 Farina D.: I81  
 Farina S.: I347, P1091, P2060  
 Farina S.F.: P1460  
 Farinas Garrido P.: P1068  
 Farin-Glattacker E.: P1147  
 Farinnaci M.: P415  
 Farkas J.: I364, 625, P386  
 Farkasova V.: P1823  
 Farkouh M.: P359  
 Farmakis D.: P2052  
 Farmakis D.F.: P826  
 Farmakis D.T.: P1638  
 Farre J.: P1939, P1947, P236, P997  
 Farre Muncharaz J.: I243, P1472, P1639, P1997, P237  
 Farre N.: P1428, P1429  
 Fatema N.: P1540  
 Faten T.: P319, P378, P890  
 Fattorini L.: P1667  
 Faustinho S.: P1886  
 Faustino A.: P185, P276, P432, P908  
 Faustino S.: P202  
 Favaloro L.E.: P1505, P920  
 Favaloro R.R.: P1505, P920  
 Favero S.: P1047  
 Favilli R.: P1011, P1966  
 Fay R.: I34  
 Fay S.: P1163  
 Fay S.M.: P271  
 Fedele E.: P259  
 Fedele F.: I251, I357, I415, P1522, P491, P838  
 Fedorco M.: P369  
 Fedorov A.: P204  
 Fedorova N.: P570  
 Fedorowski A.: P372, P499  
 Fedotov P.: P310  
 Fedotov P.A.: P1912

Fedurek P.: P2055  
 Fehervari L.: P1437  
 Feijo L.A.: P962  
 Feki S.: P2084  
 Felix S.B.: P1098  
 Felix S.E.A.: P1601  
 Felsoci M.: P1016, P1636  
 Fengler K.: I67  
 Fennira S.: P1025, P2009, P2031  
 Fenoglio L.M.: 24  
 Feola M.: P1194, P563  
 Feraco A.: P1169, P2124, P552  
 Ferentinos P.: P2058  
 Ferguson M.: P336  
 Ferko M.: P1823  
 Fernandes A.: I845, P831  
 Fernandez Aviles F.: P898  
 Fernandez C.: I30, P1506, P1708  
 Fernandez Cisnal A.: P1614  
 Fernandez D.A.F.: P1953, P2045  
 Fernandez M.A.: P1916  
 Fernandez Penalba G.: P1006  
 Fernandez Redondo C.: P1061  
 Fernandez Santos M.E.: P1809  
 Fernandez Vivancos C.: P836  
 Fernandez-Armenta Pastor J.: P1614  
 Fernandez-Aviles F.: 738, P1809, P206, P265, P269, P812, P902  
 Fernandez-Del Palacio M.J.: I259, P1783, P1785  
 Fernandez-Pastor J.: P1733, P480  
 Fernandez-Santos M.E.: 738  
 Fernandez-Yanez J.: P265, P269  
 Ferracin B.: P1043, P1056, P1688  
 Ferraironi A.: P216  
 Ferrante F.: P1522, P1667  
 Ferrante G.F.: P1985  
 Ferrara F.: P424  
 Ferrara N.: P1717, P879  
 Ferraretti A.: P1120, P1739, P1958  
 Ferrari G.: P983, P989  
 Ferraro E.: P1167, P1169, P1176  
 Ferreira A.: P1724, P2070  
 Ferreira B.: P1074, P1440  
 Ferreira Dos Santos L.: P1883, P381  
 Ferreira F.: P1118, P894  
 Ferreira J.: P1103, P421  
 Ferreira J.P.: P1992  
 Ferreira N.: P1934  
 Ferreira P.: P962  
 Ferreira P.C.: P1526, P1652  
 Ferreira R.: P1875, P345

Ferreira-Martins J.: P969  
 Ferrero P.: P1959  
 Ferrero-Gregori A.: P1133, P1705  
 Ferro A.: P1742, P1743  
 Feuchtner G.: P227  
 Fichtlscherer S.: P361  
 Fiedler J.: P523  
 Fila P.: P1983  
 Fila P.F.: P987  
 Filatov V.: P1675  
 Filatov V.L.: P1580, P1967, P323, P963  
 Filimon S.: P1148  
 Filipecki A.: P1597  
 Filipiak K.J.: P413  
 Filippatos G.: P1001, P1638, P1718, P2052, P2078, P290, P914, P826  
 Filippelli S.: P1602, P983, P989  
 Filippova A.J.: P1142  
 Filipova I.: P1654  
 Filonenko M.: P1572  
 Finizola B.: P1454  
 Fiore D.: P546  
 Fiorini B.: P1069  
 Firdaus I.: P207  
 Fischer A.: P870  
 Fischer J.: P1982  
 Fischer T.H.: P1804, P2106, P2107  
 Fischerova B.: P948  
 Fischmeister R.: P1803  
 Fitzsimons D.: I360, I360, I360  
 Fiuza M.: I410  
 Flaman-Vd Hoogt J.: P843  
 Flammer A.J.: P1197, P1198  
 Flinta I.: I414, P955  
 Flordelisi A.: P574  
 Flores L.: P339, P924  
 Florescu M.: P2011  
 Florey S.: P1051  
 Flyvbjerg A.: I247, P1648  
 Focardi M.: P1589  
 Fodaro M.: P1062  
 Foinquinos A.: P1177, P1808  
 Foinquinos Marin A.E.: P523  
 Foldes G.: 739  
 Foley P.: I350  
 Follath F.F.: P826  
 Fomin I.V.: P1502, P1502  
 Fonarow G.: I420, P877, P1110  
 Fonseca C.: P1444  
 Fonseca M.: P1934, P1977, P2068, P257  
 Fonseca S.: P1690, P1941, P942



Fontana A.: P365  
 Fontes-Carvalho R.: 742, P1977  
 Fontoura D.: P550  
 Foo C.G.: P366  
 Foo S.X.: P329  
 Ford I.: I249, P1872  
 Formisano R.: P316, P879  
 Fornari C.: I361, P1075  
 Forsyth P.: P1077  
 Forte L.: P1958  
 Forteza A.: P355  
 Fortini A.: P830  
 Fosbol E.L.: P862  
 Foschino Barbaro M.P.: P1958, P1120  
 Fossati C.: P272  
 Foster A.: P1077  
 Foukarakis E.: P306  
 Fox H.F.: I37  
 Fozilov H.G.: P1497, P875, P887  
 Frackowiak T.: P2055  
 Frade F.: P185, P276, P432, P908  
 Fragasso G.: P1021, P1107, P840  
 Fragata J.: P345  
 Frajtova L.: P1008  
 Franci B.: P1630, P1767, P1964  
 Francioni M.: I36, P1448, P1878, P191, P811, P817  
 Franco A.: P574  
 Franco F.: P1875  
 Franco Pelaez J.A.: I243, P1472  
 Franezkova J.: P1038, P2025, P417  
 Frankenstein L.: I242, P1476, P262  
 Frankowska E.: I349  
 Franssen C.: P573  
 Franssen E.: P1166  
 Frantellizzi V.: I357  
 Fraser R.: P1872  
 Frea S.: P351, P353  
 Frederix G.: P1174  
 Fredj N.: P1427, P184  
 Freel E.M.: P1872  
 Freitas J.: P2066  
 Freitas P.: P1444, P1724, P2070  
 Freitas P.F.: I239  
 Freitas Pereira Gondar A.: P525  
 Freixa R.: P1695  
 Frerix M.: P1122  
 Frey N.: P1723, P1804, P2106  
 Freyhardt P.: P321  
 Friberg H.: P561  
 Frick J.: P449  
 Friedrichsen M.F.: P1082

Frigerio M.: P1442, P1707  
 Frigy A.: P1437  
 Frikha I.: P319, P341, P535, P974  
 Frioies F.: P960  
 Fritschka M.: P415  
 Fritz-Hansen T.: 633  
 Froehlich H.: I242, P1476  
 Frogoudaki A.: P2048  
 Frolov A.V.: P1487, P1923, P297  
 Fronea M.: P1430  
 Frusca T.: P1026, P1030, P1658  
 Frutuoso C.: P1611, P349  
 Fu Y.A.N.: P1446, P1885  
 Fuchsjaeger M.: P2117, P2118  
 Fucikova A.: P1952  
 Fujibayashi K.: P416  
 Fujimoto H.: P957  
 Fujimoto W.: P266, P900  
 Fujimto W.: P493  
 Fujita R.: P2059, P808, P814  
 Fukuoka C.F.: P2036  
 Funamizu T.: P860  
 Fung T.: P448  
 Furgi G.: P1717  
 Furlan T.: P1716, P961  
 Furlan-Daniel R.: P293  
 Furman-Niedziejko A.: P1501, P1521, P2087  
 Furmanova V.: P1490  
 Fusazaki T.: P1101  
 Fusto A.: I251, P1522

## G

Gaballa A.: P208  
 Gaborit F.: P395  
 Gabriele M.: P393, P394  
 Gabrielsen A.: P356  
 Gacinovic M.: P1649  
 Gaisin I.R.: P1592, P976  
 Gaisler Da Silva F.: P530  
 Gaita F.: P351, P353  
 Gajdosik J.: P1491, P1911  
 Galaktionov D.A.: P1499  
 Galan A.M.: P2063  
 Galan J.: P2023  
 Galas Agata A.G.: P1433  
 Galaska R.: P251  
 Galat A.: P935  
 Galati G.: P522  
 Galbraith P.D.: P475  
 Gale C.P.: I849, 675  
 Galenko V.L.: P1710, P1712, P250,

P458  
 Galeotti G.G.: P216  
 Galgano G.: P1120  
 Galimova A.A.: P1592, P976  
 Galinskaya V.: P1637, P404  
 Galiuto L.: P259  
 Gall H.: P1117, P370  
 Gallagher J.: I236, I363, P1683, P1703, P436  
 Gallego C.: P998  
 Galli C.: P1047  
 Galli G.: P1884  
 Gallopi P.: P1667  
 Gallotti P.: P1062  
 Galluzzo A.: P351, P353  
 Galuszka O.M.: P1593, P2110, P346  
 Galvez-Monton C.: I257, I260, P1776, P1786, P1790, P2091  
 Gama Ribeiro V.: P1934, P1977  
 Gamabahaya E.T.: P294  
 Gamaza S.: P1996  
 Gambacciani A.: P1909  
 Gambahaya E.T.: 628  
 Gambardella J.: P572  
 Gambino G.: P879  
 Gamez Lopez A.L.: P194, P313  
 Gandolfo F.: P1602  
 Ganesan T.: P1894  
 Ganiyev T.Z.: P1935  
 Gannuscio J.: I420, P877  
 Gansevoort R.T.: I418  
 Gara E.: 739  
 Garbade J.: P1982  
 Garcés-Horna V.: P1655  
 Garcia A.: P1947, P236, P997, P997  
 Garcia Blas S.: P320  
 Garcia Castelo A.: P1647  
 Garcia E.: P1454  
 Garcia Garrido L.L.: P1061  
 Garcia Gonzalez M.P.: I423  
 Garcia Guerrero A.: P836, P928  
 Garcia Gutierrez S.: P1553, P2000, P2006  
 Garcia M.I.: P962  
 Garcia Pinilla J.M.: P1873  
 Garcia Rodriguez L.A.: P1079  
 Garcia Roperio A.: I243, P1472, P1639, P1997, P237  
 Garcia-Blas S.: P1137, P1566  
 Garcia-Carreno J.: P206, P812  
 Garcia-Montero C.: P355  
 Garcia-Pinilla J.M.: P1519, P1555,

- PI559, PI567, PI735, PI955, PI976,  
 P2074, P308, P347, P480  
 Gargioli C.: PI167  
 Gargiulo P.: P316  
 Garidas G.: P306  
 Garreta E.: 738  
 Garrido Castro A.M.: PI873  
 Garrido-Bravo I.: I259, PI783, PI785  
 Gasior M.: PI049, PI700, P334, P390  
 Gasior Z.: PI196, PI700  
 Gaska M.: P286, P921  
 Gaskina A.: PI574, P326, P327  
 Gaspar A.: PI690, PI941  
 Gaspar L.: P868  
 Gasparova I.: P868  
 Gasparovic H.: I352  
 Gasperoni F.: P450  
 Gast M.: P2110  
 Gastelurrutia P.: P2091  
 Gatta L.: PI550, P2122, P2123, P2124  
 Gatti T.: P391  
 Gaudio C.: I75  
 Gavazzi A.: 626, PI524, PI993, P443,  
 P473  
 Gavazzi E.: I81  
 Gavazzoni M.: PI762  
 Gavira J.J.: PI628, P854  
 Gavornik P.: P868  
 Gavrilva I.L.: P2029  
 Gayat E.: I31, I417  
 Gaykema L.H.: PI605  
 Gaykovaya L.: PI686, P246, P442  
 Gazdic T.: P235  
 Gazimzyanova A.S.: PI592, P976  
 Gazizianova V.M.: P869  
 Gazzaruso C.: PI2062  
 Gebara O.: P217  
 Geffers R.: P523  
 Gegenhuber A.: PI034  
 Gelbrich G.: I248, PI092, PI494,  
 P512, P896  
 Geleijnse G.: P254  
 Gemma D.: PI587, P264  
 Gemma F.: P557  
 Gemma M.: PI021  
 Gencer E.: P412  
 Generati G.: PI099, PI461, PI746,  
 PI897, P214, P467  
 Genest M.: PI164  
 Gentile P.: I73  
 Georgiev B.: PI076  
 Georgievskaja-Ismail L.: PI138, PI134  
 Gerds-Li J.H.: P909  
 Gergel J.: P331  
 Germano M.P.: P838  
 Gerosa G.: P354  
 Gessoni F.: PI047  
 Gessoni G.: PI047  
 Getiya T.S.: PI580, PI967, P323, P963  
 Gevaert A.B.: PI174  
 Ghaderi D.R.F.E.: PI132, PI136, P2085  
 Ghali J.K.: PI627  
 Gheorghe A.D.C.: P872  
 Gheorghe G.: P872  
 Gheorghiade M.: PI018  
 Gherli R.: P986  
 Ghiara C.: P260  
 Ghiciuc C.M.: PI667  
 Ghigliotti G.: PI998  
 Ghio S.: PI896, P216  
 Ghione P.: P332  
 Gho J.M.I.H.: I849, 675  
 Ghofrani H.A.: PI117, P370  
 Ghosh Dastidar A.: I41  
 Giacca M.: PI802, PI807  
 Giacomi G.: P487  
 Giallafi E.: P290  
 Giammaria M.: P368  
 Giamouzis G.: PI080, PI452, PI891,  
 P362, P420, P947  
 Giamundo A.: P302  
 Giancotta C.: P528, P539, P547, P555  
 Giannaki A.: P2103  
 Giannakoulas G.: PI452, PI950, P2048,  
 P488  
 Giannattasio C.: I850  
 Giannetti N.: PI014  
 Giannitsis E.: P262  
 Giannone M.T.: P219  
 Giannoni A.: I80, I846, PI562  
 Giardina G.: PI544  
 Giasi A.: PI059, PI084, PI641  
 Gibbs T.: P841  
 Gielerak Grzegorz G.G.: PI433  
 Giese K.: P576  
 Gigli M.: P298, P931  
 Gil A.: P421  
 Gil J.: PI500, PI526, PI652  
 Gil P.: PI507, P2072  
 Gil T.C.P.: P525  
 Gilbert E.M.: PI990  
 Gili A.: I36, PI448, PI878, PI91, PI11  
 Gili A.G.: P817  
 Gimadiev R.R.: P2022  
 Gimenez-Lopez I.: PI116, PI655, PI874  
 Gingham C.: P864  
 Ginja L.: PI921  
 Gioia G.: I64  
 Gioia S.: P450  
 Giordana F.: P351  
 Giorgi Pierfranceschi M.: P456  
 Giovanni T.: P368  
 Giraldez A.: PI996  
 Girardi B.: P435  
 Giraudo A.: 24  
 Girerd N.: PI992  
 Gislason G.: P395  
 Gislason G.H.: P862  
 Giudici V.: P991  
 Giuggia M.: P368  
 Giugliano R.P.: P914  
 Giverts I.: P460  
 Giverts I.Y.U.: I843, P2057  
 Givertz M.M.: I418, 22, P2021  
 Gjergo H.: P2012  
 Gjergo P.: P2012  
 Gkouziouta A.: PI503, P350, P374,  
 P984  
 Gkouzis N.: P947  
 Gladkykh V.: P827  
 Glavas D.: P309  
 Gliozzi M.: PI168, P528, P538, P539,  
 P547, P553, P554, P555, P569  
 Glogowska-Ligus J.: PI196  
 Glowacka P.: P286, P921  
 Glowniak A.: PI948  
 Glukhova V.: PI104, P247  
 Gocic-Peric N.: P519  
 Gock H.: P2034  
 Goda A.: PI119, PI130, PI731, P2120  
 Goda T.: P2012  
 Godinho A.R.: P2066, P305, P439  
 Godunko E.S.: PI457  
 Goena Vives C.: PI553, P2000, P2006  
 Goerg C.: PI990  
 Goetze J.P.: PI023  
 Gogichaishvili I.: PI727  
 Gogiraju R.: 735, P521  
 Goicolea Ruigomez J.: PI877  
 Goidescu C.M.: P2029  
 Golba K.S.: PI924, P2073, P880  
 Goldraich L.: P328, P330  
 Golinska Grzybala K.: PI521, P2087  
 Golovina G.: P247  
 Golovko M.G.: P939  
 Golubeva A.: P433



Golubovic M.: P1649, P519  
 Gombozhapova A.: P1527  
 Gomes A.C.: P938  
 Gomes C.: P1530, P1535, P1755, P289, P291  
 Gomes Dinis P.J.: P400  
 Gomes P.: P1128  
 Gomes-Ferreira C.: P534  
 Gomez Bravo B.: P1006  
 Gomez Bueno M.: P1877, P355  
 Gomez L.M.: P1436  
 Gomez Madronero L.M.: 629, P1571  
 Gomez Otero I.: P1647  
 Gomez Santamaria H.: P1743  
 Gomez-Doblas J.J.: P1519, P1555, P1559, P1567, P308, P347  
 Gomez-Gomez E.: P265, P269  
 Goncalves F.: 742  
 Goncalves H.: P1934  
 Goncalves I.: P807  
 Goncalves L.: 1845, P1195, P1526, P1623, P1652, P1726, P1883, P381, P400, P831  
 Goncalves N.: P550  
 Goncalves N.G.: P534, P575  
 Goncalves Pereira J.G.: P1883, P381  
 Goncalves S.: P807  
 Goncalvesova E.: P809  
 Goncharik D.: P1617  
 Goncharov S.: P1192  
 Gondas A.: P1486, P230, P253, P873  
 Gong L.: 178  
 Gonzalez A.: P1053, P355  
 Gonzalez B.: P1697, P1701  
 Gonzalez Barja M.: P197  
 Gonzalez C.: P998  
 Gonzalez E.: P1996  
 Gonzalez Fernandez O.: P1003, P1587, P1613, P1711, P264, P384  
 Gonzalez Ferreiro R.: P1647  
 Gonzalez G.: P1078  
 Gonzalez J.: P1568, P507  
 Gonzalez Juanatey J.R.: P1647  
 Gonzalez M.: P1742, P1743  
 Gonzalez Matos C.: P836  
 Gonzalez Miqueo A.: P1670  
 Gonzalez N.: P1742, P1743  
 Gonzalez O.: P314, P389  
 Gonzalez-Cruces N.: P1567  
 Gonzalez-Islas D D.: P1584, P225, P1083, P1086, P1087, P245  
 Gonzalez-Moneo M.J.: P2063

Gonzalo Pascua S.: P1523  
 Gonzalez-Garcia A.: P267  
 Gonzini L.: 1851  
 Goode K.: 1242  
 Goode K.M.: P254  
 Goodfellow J.: P1447  
 Goonewardene M.: P1469  
 Gorda I.: P1902  
 Gordeev M.: P310  
 Gorga E.: P1762  
 Goritschan C.: 741  
 Gorodetskaya E.A.: P1779, P434  
 Gorovenko N.: P1187  
 Gorter T.M.: 1416  
 Gorter T.M.: 176  
 Gosai J.: P1632  
 Goscinska-Bis K.: P2050  
 Goshovska Y.: P1824  
 Gospodinova M.: P1536  
 Gotarredona-Serrano M.P.: P2016  
 Gotcheva N.: P1076  
 Goto K.: P374  
 Gottwald U.: P1538  
 Goubergrits L.: P1033  
 Govorin A.: P1757  
 Gowani A.: P1066  
 Grabmaier U.: P537  
 Grabowski M.: P1595  
 Graefe M.: P909  
 Grajek S.: P1810  
 Grammatikou V.: P231  
 Granatelli A.: P1028  
 Grancea I.: P1870  
 Grancelli H.: P1742, P1743  
 Grande D.: 1422, 172, 678, P1577, P1579, P1672, P1684, P964  
 Grande E.: P852  
 Grande-Trillo A.: P267  
 Granich V.: P2083  
 Gransbo K.: P1677  
 Gravina C.: P2101  
 Gravino R.: P1124, P1514, P1747  
 Grebennikova A.: P1007  
 Grech V.: P1479  
 Grechanyk M.: P1142  
 Grechanyk N.M.: P1142  
 Greco A.: 1367, 620  
 Gregory R.J.H.: P835  
 Grett M.: P1989  
 Grigaliunas G.: P2049  
 Grigaliuniene A.: P2049  
 Grigioni F.: P522

Grigoratos C.: P407  
 Grille Cancela Z.: P1068  
 Grillo C.: P1569  
 Grissa H.: P1427, P183, P184  
 Gritzenko O.: P1643  
 Grivenco A.: P1148  
 Grivenco A.A.: P1152  
 Gromenko O.: P1898  
 Gronchi F.: P1752  
 Gronenko E.: P1969  
 Gross M.: P1593, P2110, P346  
 Gross S.: P1098  
 Grosu A.: P1959  
 Gruchala M.: P251  
 Grundtvig M.: 1242  
 Gruson D.: P1043, P1056, P1688  
 Grywalska E.: P529, P531  
 Gualandi F.: P332  
 Guardado J.: P1128  
 Guazzi M.: P1099, P1461, P1746, P1896, P1897, P214, P467  
 Guazzone A.L.: P920, P1505  
 Guazzotti G.P.: P1960  
 Gubareva E.J.U.: P567  
 Gubareva I.V.: P567  
 Gudelj O.: P1193  
 Guder G.: P1582, P200  
 Gudkova A.: P292  
 Guedeny P.: P922  
 Gueder G.: 1241, 1852  
 Guedes H.: P1488, P1489, P1651, P1653, P401  
 Guedes J.: P1949, P295  
 Guellich A.: 1844, P949  
 Guellich A.G.: P935  
 Guendouz S.: 1844, P1188  
 Guendouz S.G.: P935  
 Guerin P.: P2088  
 Guerreiro C.: P1977  
 Guerreiro S.: P1103, P1724  
 Guha K.: P1467  
 Guida V.: P414, P950  
 Guijarro A.: P1955  
 Guillem M.S.: 738  
 Guimaraes G.V.: P1933  
 Guitart M.Q.: P2063  
 Gul L.M.: P1923  
 Gul R.A.I.S.A.: P1066  
 Guliyev F.A.: P953  
 Gulizia M.M.: P393, P394  
 Gullestad L.: P1097, P1748, P1749, P342, P971, P972, P337, P1590

- Gulya M.: P1146  
 Gulya M.O.: P268  
 Gummert J.G.: P1515  
 Gunderina K.: P1527  
 Gungor H.: P1671  
 Gunnarsson C.: P1551  
 Guo J.C.: P1446, P1885  
 Gupta R.C.: 1255, P1771  
 Gupta V.: 20, 20  
 Gurghean A.L.: P1445  
 Guri O.: P1695  
 Gurianova V.: P1192  
 Gurvich E.V.: P1502, P1502  
 Gussaova N.: P310  
 Gustafsson F.: 1246, P1023, P1606, P395  
 Gustafsson I.: 1247  
 Gutberlet M.: 167, 624  
 Gutierrez A.: P1996  
 Gutierrez Ibanes E.: P902  
 Gutierrez M.I.: P1802  
 Gutierrez Martin M.A.: P1463  
 Gutierrez-Larraya F.: P264  
 Gwizdala A.: P1810  
 Gyamdjyan K.: P2017
- H**  
 Haag D.: P487  
 Habbal R.: P837, P878  
 Habib A.: P1540  
 Hachicha J.: P2084  
 Haddak H.B.: P1509  
 Haded H.: P558  
 Hadjimiltiades S.: P488  
 Hage C.: 166, P1900, P2024, P356  
 Hagemeyer Y.: 743  
 Hagerman I.H.: P244, P256  
 Hagglund E.H.: P244, P256  
 Haghparast M.: P1132  
 Hahn J.: P1982  
 Haig C.: P1872  
 Haigh D.: 1350  
 Haina V.: P290  
 Hakim J.G.: 628  
 Halasy K.: P1792  
 Halilcevic M.: P2062  
 Halimi F.H.: P1929  
 Hall R.: 1253, P1806  
 Halle M.: P1494  
 Halmosi R.: P1782  
 Halmayer M.: P1034  
 Hamazaki N.: 618, 621  
 Hamdani N.: P1805, P573  
 Hamm B.: P321  
 Hamm C.W.: P1122, P370  
 Hammami R.: P1027, P1750, P1945, P319, P341, P378, P535, P890, P974  
 Hammou L.: P886  
 Hammoudi N.: P895, P922  
 Hamza C.: P378  
 Han K.R.: P510  
 Han S.W.: P1738  
 Han W.H.: P1565  
 Hancock E.: P1156  
 Handrock R.: P1477, P1918, P223, P853  
 Hanna J.: 1245  
 Hanna R.: P1435  
 Hansen M.: P1590, P971  
 Hansen S.: P2039  
 Hao W.-R.: P1496  
 Har B.: P475  
 Harada K.: P1957, P957  
 Harding S.E.: 739  
 Harjola V.P.: P1880, P211, 128, 131, 135, 138, 140, P1453, P1681, P832  
 Harkins V.: P436  
 Harmelin G.: P1909, P819  
 Harms H.: P371  
 Harms H.J.: P1648  
 Haroun R.: P1156  
 Hartmann N.: P1804, P2106, P2107  
 Hartmann O.: P427  
 Hartvig Thomsen J.: 1246, P1023  
 Hasegawa S.H.: P1631  
 Hasenfuss G.: 735, P1092, P1145, P1804, P2088, P2106, P2107, P521, P896  
 Hasin T.: P1978, P2115  
 Hassager C.: P1023, P561  
 Hasselbalch R.: 1246  
 Hatano M.: P1979  
 Hatem S.: P895  
 Hatzinikolaou-Kotsakou E.: P1925, P301  
 Haugen Lofman I.: P1900  
 Hauser J.: 741  
 Haverkamp W.: P1102, P471  
 Hawkey S.: P336, P375  
 Hawkins N.M.: P1017  
 Hawranek M.: P390  
 Hayashi H.: P283  
 Hayrapetyan H.: P1007  
 Hazebroek M.: P300, 677, P932  
 He J.: P1885  
 Hebert K.: P1727  
 Hechaichi N.: P571  
 Hedau S.: P1575  
 Hedger M.: P988  
 Hegarova M.: P235, P990  
 Hegde S.S.: P515  
 Hegenbart U.: P1516  
 Heggermont W.A.: 736  
 Hein L.: P1471  
 Heinig R.: P1018  
 Heinzl F.R.: 163  
 Helali S.: P2127  
 Held M.: P1582  
 Hemingway H.: 1849, 675  
 Hen Y.: P860  
 Henein M.: P1589  
 Hentati M.: P1750  
 Herbst A.: P260  
 Heredia R.: P1568, P507  
 Hernandez A.: P1628  
 Hernandez Baravoglia C.M.: P1626  
 Hernandez Campo J.: P1463  
 Hernandez I.: P1947  
 Hernandez Perez F.J.: P1877, P355  
 Hernandez-Garcia J.M.: P1519, P1555, P1559, P1733, P1735, P1976, P2074, P308, P347, P480, P979  
 Herouvin E.: P462  
 Herrera J.A.: P1454  
 Herrera J.E.: P1454  
 Herrera-Saucedo R.R.: P225, P1083, P1087  
 Herrmann E.: P361  
 Herrmann-Lingen C.: P1494  
 Hersi A.: P1612, P1927  
 Hersi A.H.: P516  
 Hersunarti N.: 1419, P325  
 Herting J.: P2106, P2107  
 Hervent A.S.: P1774  
 Herwig M.: P1805  
 Herzallah K.H.: P1585  
 Hess A.: 169  
 Hess G.: P1476  
 Heymans S.: 677, 736, P932  
 Heymans S.R.B.: P300  
 Hibi K.: P187  
 Hidalgo Lesmes F.: P1634  
 Hidalgo R.: P1455  
 Hidalgo Urbano R.: P836  
 Hiesmayr M.: P386  
 Higuera Nafria J.: P197



- Higueras Ortega L.: I423  
 Hiki M.: P1678, P243  
 Hildebrandt B.: P1102, P471  
 Hildebrandt P.H.: P395  
 Hill M.: I396  
 Hill L.M.: I360, I360  
 Hillege H.L.: 674, 746, P2021  
 Hindricks G.: P1001  
 Hinic S.: P1822  
 Hinterberg M.A.: P1990  
 Hirokawa M.: P1513  
 Hirotani S.: P1625, P1879  
 Hisatake S.: P2094  
 Hiso E.: P354  
 Hittinger L.: 1844  
 Hittinger L.H.: P935  
 Hjelmfors A.-L.: P1082  
 Hjelmfors J.M.: P1082  
 Hocini H.: P1188  
 Hodge D.: P1443  
 Hodic E.: P2062  
 Hodorozea A.S.: P872  
 Hoendermis E.S.: I416  
 Hoepfer S.: P1805  
 Hoermann P.: P300  
 Hoerth B.: P1098  
 Hoes A.W.: I366, I849, 675  
 Hoglund M.: P940  
 Hohl M.: P930  
 Hohnloser S.: P361  
 Hole T.: I242  
 Holert F.: P1881  
 Holm H.: P372  
 Holm H.H.: P499  
 Holmager P.: I247  
 Holme Jung M.: P1606  
 Holmes A.P.: P2108  
 Holub O.: P892  
 Hong S.K.: P1951  
 Hong T.J.: P1549, P967  
 Honma T.: P429  
 Hoos M.: 677  
 Hopf K.: P280  
 Hopp E.: P1748, P1749  
 Hoque H.: P1540  
 Hornik B.: P2064  
 Horowitz J.D.: P1000  
 Horsch A.: P1476  
 Horstkotte D.: I37  
 Horvat I.: P409  
 Horvat M.: P842  
 Horvath B.: P2100  
 Horvath V.: P1983  
 Horvath V.H.: P987  
 Hoskova L.: P1038, P2025, P235, P417  
 Hotz H.: P357  
 Houstek J.: P1170  
 Houston B.: P1606  
 Hovland-Tanneryd A.H.T.: P256  
 Howarth L.J.: P224  
 Howlett J.: P893  
 Hoymans V.Y.: P1166, P1174  
 Hricak V.: P331  
 Hristovski Z.: P1134, P1138  
 Hryachkova O.N.: P570  
 Hryniewicz-Szymanska A.: P2050  
 Hsu P.F.: P1890, P209  
 Hu W.S.: P1798, P1799  
 Hua Q.: P1446, P1885  
 Huang J.: P1178  
 Huang W.M.: P1890, P209  
 Hubert A.: P521  
 Hude P.: P915  
 Hudzik B.: P1049, P334  
 Huemmert M.: P1801  
 Hughes A.D.: P515  
 Huibers M.M.H.: P1605  
 Hujita R.: P476  
 Hullin R.: P1004, P1752, P545  
 Hulstein N.: P1601  
 Humar F.: P450, P852  
 Humbert M.: I412  
 Hummelfard C.: P193  
 Hupfer S.: P1477, P1918, P223, P853  
 Husain A.: P1541  
 Hussain A.H.: P1590  
 Hussain A.I.: P337, P342, P971, P972  
 Hwang B.H.: P1814  
 Hwang H.J.: P2067  
 Hwang K.-K.: P505, P511  
 Hwang R.: P461
- I**  
 Iaccarino G.: P572, P574  
 Iacobelli R.: P1602, P983, P989  
 Iacoviello M.: I422, I72, 678, P1577, P1579, P1672, P1684, P393, P394, P964  
 Iacovoni A.: P1959  
 Iakovou J.: P374  
 Iancovici S.: P494, P980  
 Ianos R.D.: P2029  
 Ianula R.: P2020  
 Iardino E.: I74  
 Ibabekova S.H.R.: P215  
 Ibero J.: P1628  
 Ibrahim B.: P1435  
 Iellamo F.: P335  
 Ieva F.: P1707, P450  
 Ieva R.: P1739  
 Iglesias E.: P1628  
 Iglesias-Garcia O.: P1786  
 Ignjatovic S.: P463  
 Iharada Y.: P220  
 Iida K.: P1957  
 Ikeda T.: P2094  
 Ikeda Y.: P430  
 Ikuta A.: P2059, P476, P808, P814  
 Ilchenko M.J.: P858  
 Ilic B.: P463  
 Ilic S.: P1679  
 Iliceto S.: P354  
 Illatopa V.: P1740, P1744  
 Ilov N.: P1986  
 Imamura T.: P1979  
 Imiela J.: P1595  
 Immanuel S.: P1094  
 Immordino F.A.: P1045  
 Inama G.: P1075  
 Incampo E.: I74, P1812, P1966  
 Ince H.: P357  
 Ingadottir B.I.: P1484  
 Ingle L.: P2125  
 Ingwersen G.: P2039  
 Iniesta A.M.: P314, P389  
 Iniesta Manjavacas A.M.: P1003, P264, P384  
 Inohara T.: P1731  
 Inomata T.: 618  
 Ioakeimidis N.: P1715  
 Ioannidou S.: P2078  
 Ioannidis G.: P1925  
 Ioannou A.: I359  
 Ion A.: P1450  
 Ionac A.: P484  
 Iordache I.: P1432, P205  
 Iorgulescu C.N.: P980  
 Iorio A.: 626, P1114, P1524, P1993, P443, P473  
 Iovve A.V.: P1794  
 Ipek E.: P1656  
 Iqbal A.H.M.: P375  
 Irazusta Cordoba F.: P1587, P1003, P264, P384, P1613, P1711  
 Irazusta F.J.: P314, P389  
 Irgasheva S.S.: P806  
 Iribarren A.C.: P1113

- Irisov D.B.: P1935  
 Irmalita I.: P207  
 Isaac D.: P475  
 Isabekova A.: P866  
 Isacoff D.: P1517, P2020  
 Isailovic-Kekovic M.: P2128  
 Isenovic E.: P431  
 Iserin L.: P1917  
 Ishakbayeva G.: P1961  
 Ishida J.: P232, P956  
 Ishida M.: P1101  
 Ishida Y.: P1165  
 Ishihara M.: P1625, P1879  
 Ishihara S.: P2086, P804  
 Ishikawa Y.: P1101  
 Iskakova B.K.: P1616  
 Ismail Y.: I41, P1449, P1469, P392  
 Ismailov A.A.: P1968  
 Isnard R.: P895, P922, P937  
 Issa V.S.: 627, 629, P1436, P1571, P1933, P2077, P426  
 Ito H.: P860  
 Itoh H.: P957  
 Itoh T.: P1101  
 Iung B.: P338  
 Ivanov I.: P2071  
 Ivanovic V.: P2071  
 Iversen P.: P1648  
 Iwade K.I.: P1631  
 Iwanaga S.: P430  
 Iwasaki J.: P1903, P965  
 Izagirre Yarza A.: P1553  
 Izpisua Belmonte J.C.: 738  
 Izumi Y.: P1731, P860  
 Izzo R.: P302
- J**
- Jaafar I.: P1894  
 Jaarsma T.: I360, I366, P1064, P1070, P1089, P1691, P1696, P1709, P1718, P2019  
 Jaarsma T.J.: P1082, P1484  
 Jabeur M.: P1027, P2009, P2010, P2031, P341, P974  
 Jablkowska-Gorecka K.: P921  
 Jablonska M.: P1795  
 Jabor A.: P1038, P2025, P417  
 Jackson C.E.: P1872  
 Jacob J.: P1477, P1918, P223, P853  
 Jacobs L.: P452  
 Jacobs N.: P1773  
 Jaffe I.Z.: I256  
 Jago A.: P1163
- Jago A.A.: P271, P2126  
 Jahandar Lashki D.: P1494  
 Jaisser F.: P569  
 Jakimov T.: P1822  
 Jakstaite A.M.: P504  
 Jakutis G.: P885  
 James S.: I363, P1683, P436, P509  
 James S.I.: I236, P1703  
 Janabaev B.: P318  
 Jang S.W.: P1814, P2093  
 Jang S.Y.: P1054, P403  
 Jankauskiene E.: P1756  
 Jankovic N.: P1193  
 Jankovic-Tomasevic R.: P1037, P1048, P1668  
 Jankowska E.: P2050, I29, I414, 747, P1051, P1088, P1483, P1573, P2055, P322, P955  
 Jankowska-Polanska B.: P2041  
 Jantti T.A.J.: P1681  
 Janusevski F.: P2098  
 Janusz-Jenczen M.: P2064  
 Jaramillo-Catan N.: P355  
 Jarkovsky J.: P1636  
 Jarraya F.: P2084  
 Jarvis S.: P1071  
 Jasiewicz M.: P1620, P1999, P490  
 Jasova M.: P1823  
 Jassem E.: P251  
 Jaufeerally F.: I78, I240, P241  
 Javanainen T.: I35  
 Jayakumar S.: P1764  
 Jayasinghe R.: I245  
 Jaye D.: P255  
 Jeetley P.: P1469  
 Jefferies J.L.: P833  
 Jenifene Z.: P2009, P2031  
 Jenkins G.: P2032  
 Jenkins S.: P1077  
 Jensen M.: P1018  
 Jeon E.S.:  
 Jeon H.K.: P2093  
 Jeong J.O.: I258, P196, P2005  
 Jeong M.H.: P2092, P288  
 Jeremias Z.S.: P1870  
 Jesus C.: P910  
 Jevtovic-Stoimenov T.: P1048  
 Jewbali L.S.D.: P1884  
 Jezkova K.: P1795  
 Jhund P.: P483  
 Jhund P.S.: P1017, P862  
 Jiang J.: P526
- Jimenez Lopez J.: P1614  
 Jimenez M.: P1628, P1873  
 Jimenez-Baena E.: P267  
 Jimenez-Navarro M.F.: P1555, P1559, P1735, P1976, P2074, P308, P347, P979  
 Jin E.S.: P2067  
 Jin S.A.: I258, P2005  
 Jin S.A.: P196  
 Jing X.C.: P1111  
 Jobin Gervais K.: P870  
 Johansson P.: P1064, P1691  
 John S.-H.: P1434  
 Johnston T.: P835  
 Johnstone C.: P835  
 Jones P.G.: I348  
 Joo S.-J.: P824, P828  
 Jordan-Martinez L.: P1955  
 Jorsal A.: I247, P1648  
 Josa C.: P1116  
 Josa-Laorden C.: P1655, P1874  
 Joseph A.: P1031  
 Joseph T.: P1161  
 Jovanovic I.: P1048  
 Juarez-Fernandez M.: P206, P812  
 Jucovschi C.: P1148  
 Jug B.: I424  
 Juknevicus V.: P2109, P885  
 Julia Maciel M.J.M.: P1973, P2111, P497  
 Jung I.H.: P1951  
 Jung R.: P2071  
 Jurayev M.I.: P213, P888  
 Jurcevic Zidar B.: P309  
 Jurkko R.: I35  
 Just A.: P523  
 Justo N.: P233  
 Juzar D.A.: P207
- K**
- KKaabachi S.: P2127  
 Kabdulkayeva A.: P1961  
 Kabuki T.: P2094  
 Kacem S.: P263  
 Kachenoura N.: P1662  
 Kafarakis P.: P306  
 Kaftan H.A.: P829  
 Kahan T.: P1053  
 Kain R.K.: P883  
 Kajinami K.: P416  
 Kakauridze N.: P863  
 Kaklauskaitė G.: P2049  
 Kalarus Z.: P1700  
 Kalenichenko A.: P2089



- Kalenikova E.I.: P1779, P434  
 Kaliadka M.G.: P1512  
 Kalkan K.: P1656  
 Kallifatidis A.: P488  
 Kallistratos M.S.: P231  
 Kalman T.: P1782  
 Kalmatov R.: P437  
 Kalra P.: P234  
 Kalra P.R.: P1474  
 Kaluzna-Oleksy M.: P882  
 Kambova L.: P1728  
 Kamceva G.: P1685  
 Kamilova U.: P2090, P2102  
 Kamilova U.K.: P1895, P215, P806  
 Kaminski K.: P1620, P1123, P1151, P1999, P490  
 Kamiya K.: 618, 621  
 Kammerlander A.: 171, 630, P1131, P406, P883  
 Kammoun K.: P2084  
 Kammoun S.: P1027, P2010, P2084, P319, P341, P378, P535, P890, P974  
 Kammoun S.A.M.I.R.: P1750, P1945  
 Kamoun S.: P1025, P2009, P2031  
 Kanagala P.: 177  
 Kanazirev B.: P2046  
 Kancirova I.: P1823  
 Kandemir A.: P846  
 Kandolf R.: P282  
 Kang H.-R.: P505, P511  
 Kang S.M.: P1738, P2042, P485  
 Kang X.: P193  
 Kang X.F.: P195  
 Kangawa K.: P1144  
 Kanonidis I.: 1420, P231, P877  
 Kao D.P.: 628, P1990, P294, P927  
 Kapelios C.J.: P1600, P1811, P2116, P544  
 Kapetanakis S.: P1431, P188, P891  
 Kaplan A.: P1908  
 Kaplon Cieslicka A.: P1765  
 Kaplunova V.Y.U.: P304, P1548  
 Kaptsiukh T.M.: P297  
 Kara T.: P948  
 Karabiber N.: P1887  
 Karaca O.: 1353, 1356  
 Karadag T.: P2001  
 Karagiannis G.: P988  
 Karam S.: P1803  
 Karamigou Z.: P2099  
 Karanikolas N.: P2099  
 Karatzanos E.: P2058  
 Karaulova I.U.: P1675  
 Karaulova J.L.: P1580, P963  
 Karauzum K.: P1680, P846, P901  
 Karavidas A.: P1638, P2052  
 Karavolias G.: P1503, P984  
 Karavolias G.S.: P374  
 Karayannis G.: P1080, P1452, P1891, P362, P947  
 Karbach J.: P248  
 Karben Z.: P437  
 Karck M.: P262  
 Karimov A.M.: P1497, P875, P887  
 Karimov B.B.: P1635  
 Karjalainen P.: 138  
 Karlis D.: P221  
 Karlowicz P.: 1349  
 Karner Kohlner A.: P1691  
 Karolczak P.: P286, P921  
 Karpenko D.G.: P1971, P939  
 Karpenko M.: P310  
 Karpenko M.A.: P1912  
 Karpf E.: P1002  
 Karpova E.: P410  
 Karuzas A.: P1756  
 Karvounis H.: P1452, P1950, P2048, P488  
 Karzis K.: P844  
 Kasai T.: P1563, P1678, P243  
 Kashlov J.D.K.: P2046  
 Kashour T.: P1927, P516  
 Kashtalap V.V.K.: P1972  
 Kaski J.C.: P1557  
 Kasner M.: P1593, P2110, P346  
 Kaspar M.: 1241  
 Kaspi A.: 21  
 Kasraee S.O.H.: P2085  
 Kastel B.: P2075  
 Kasztura M.: 747, P322  
 Kataja A.L.: P211  
 Kataoka H.: P1576  
 Kato N.: P1064  
 Kato R.: P430  
 Kato T.: P1678, P243  
 Katova T.: P1728, P2044  
 Katsanos C.: P2114  
 Katsanos S.: P290  
 Katsanos S.K.: P826  
 Katus H.A.: 1242, P1476, P1516, P262, P897  
 Katzmann J.: P1946  
 Kaufmann J.: P909  
 Kaur K.: P278  
 Kautzner J.: P1170, P417, P859, P926  
 Kavoliuniene A.: P2049  
 Kawai H.: P1714, P266, P493, P900, P903  
 Kawai Y.: P416  
 Kawana F.: P1563  
 Kawashima C.: P187  
 Kawata T.: P1513  
 Kaya E.: P1511  
 Kaya H.: P1671, P1876, P388, P850, P881, P952  
 Kaye D.: P2088  
 Kazachenko A.A.: P1499, P856  
 Kazakov A.: 1253, P1806  
 Kazatsker M.: 133, 1344, 27, P1736  
 Kazimierczyk R.: P1123, P490  
 Kazmi S.: P1013  
 Kearney A.: P1564  
 Kedev S.: P1676, P1685, P201, P2098  
 Kekovic P.: P2128  
 Kelemen P.: P1552  
 Keles Ibrahim P.: P1044  
 Kellermayer D.: P1775, P1777  
 Kengo K.: P429  
 Kenny C.: 1236, P509  
 Keramida K.: P1759  
 Kertzscher U.: P1033  
 Ketildottir A.K.: P1484  
 Khabarova N.V.: P1548, P304  
 Khadjeh S.: P1145  
 Khaled S.: P1438, P1820, P810  
 Khan M.A.F.: 743  
 Khan M.A.F.: P1796  
 Khanam S.S.: P1732, P2033  
 Kharasani M.: P1585  
 Kharoubi M.: P949  
 Khashevskaya D.: P281  
 Khateeb M.: P834  
 Khatur M.: P461  
 Khazova E.V.: P869  
 Khezheva F.: P2081  
 Khokhlnunov S.: P1104, P247  
 Kholopov L.S.: P1646  
 Khomazyuk T.A.: P1181, P1182  
 Khorshid H.: P228  
 Khramaz M.: P1704  
 Khripun A.V.: P1457  
 Khromova A.: P1637  
 Khun M.: P1805  
 Khurana I.: 21  
 Khurtside E.: P397  
 Kifnidis K.: P844



- Kilicaslan F.: 1353, 1356  
 Kilichev A.A.: P1159, P1160  
 Kilidireas K.: P290  
 Kim B.W.: P1549, P967  
 Kim C.H.: P492, P816  
 Kim C.J.: P1814, P2067  
 Kim C.Y.: P1054, P403  
 Kim D.H.: P288  
 Kim D.B.: P2093  
 Kim D.H.: P2067, P303  
 Kim D.-W.: P505, P511  
 Kim E.J.: P1784, P1943  
 Kim G.: P506  
 Kim G.M.: P506  
 Kim H.S.: P2092  
 Kim J.J.: P1814  
 Kim J.H.: P506  
 Kim J.J.: P2093, P485  
 Kim J.Y.: P1543, P2033  
 Kim K.H.: P2092, P288, P485  
 Kim K.-S.: P824, P828  
 Kim M.J.: P1258, P196, P2005  
 Kim N.G.: P1054, P403  
 Kim S.S.: P288  
 Kim S.E.: P510  
 Kim S.H.: P1529, P510  
 Kim S.-M.: P505, P511  
 Kim S.-Y.: P824, P828  
 Kim T.H.: P1814  
 Kim W.: P548  
 Kim W.-J.: P1434  
 Kim W.S.: P548  
 Kim Y.J.: P2092  
 Kimura A.: P1165  
 Kimura K.: P1513, P187  
 Kimura T.: P1144  
 Kindermann I.: P248, P930  
 Kinoshita O.: P1979  
 Kinugasa S.: P1164  
 Kinugawa K.: P1064  
 Kiraly S.Z.: 739  
 Kirchhof P.: P2108  
 Kiriba C.: P1673  
 Kirkels J.H.: P1601  
 Kirkorova A.A.K.: P2046  
 Kishko N.: P1008, P1135  
 Kisko A.: P1008, P1135  
 Kiss A.: P1618  
 Kiss J.G.: P1792  
 Kiss R.G.: P1478, P1610, P1633  
 Kisslo J.: 633  
 Kissopoulou A.: P1551  
 Kistorp C.: 1247  
 Kiszler G.: 739  
 Kitaguchi S.: P2059, P808, P814  
 Kitaguti S.: P476  
 Kitanoski D.: P1676, P1685, P201  
 Kiuchi S.: P2094  
 Kivikko M.: P1453  
 Kiyakbaev G.: P1675, P906  
 Kiyakbaev G.K.: P323, P1518, P1931, P1936, P273, P274, P444, P470  
 Kiyakbayev G.K.: P1580, P963  
 Klebs S.: P1477, P1918, P223, P853  
 Kleeberger J.A.: P1808  
 Kleiner I.: 133, 1344, 27, 29, P1736  
 Klemmer B.: P1806  
 Klingel K.: 624, P282  
 Kljucevsek B.: P1716, P961  
 Kloft C.: P1015  
 Klompstra L.: P1089, P1696, P1709  
 Klopping C.: P1601  
 Kmoch S.: P926  
 Knackstedt C.: P300, P932  
 Knudtson M.L.: P475  
 Knuuti J.: P1039, P1753  
 Kobalava Z.: P1466, P1558, P1560, P1574, P2079, P2080, P226, P258, P307, P312, P326, P327  
 Kobalava Z.H.: P1125, P1126, P1127, P1967  
 Kobayashi H.: P1903, P965  
 Kobayashi S.: P493  
 Kober L.: P395, P832, P862  
 Kobusiak-Prokopowicz M.: P186  
 Kocbas U.: P1511  
 Koch A.: P1723  
 Kochanowski J.: P286, P921  
 Kochetov A.G.: P2022  
 Kochueva M.: P398  
 Kocsis I.: P1437  
 Koc-Zorawska E.: P322, 747  
 Kodziszewska K.: 18, P556  
 Koeberich S.: P1147  
 Koehler J.: P1607, P992  
 Koehncke C.: P402  
 Koerbel C.: P1806  
 Koelsing D.: P1805  
 Kofoed K.F.: 1246, P1660  
 Kogerakis N.: P350  
 Kohlhaas M.: P1770  
 Kohsaka S.: P1731, P1957  
 Koistinen M.J.: P940  
 Kok S.: P1694  
 Kok W.E.: P1689, P1880  
 Kokkotis P.: P290  
 Kolanowski T.: P1810  
 Kolarov V.: P1581  
 Koletas A.: P1925  
 Koliadko M.G.: P1751  
 Kolkhof P.: P1773  
 Koller T.: P2023  
 Kolomatskaya O.E.: P1457  
 Kolomiets M.V.: P1492  
 Koltowski L.: P413  
 Komajda M.: 1249, P937  
 Komi R.: P457  
 Komiyama N.: P1561  
 Komok V.: P2089  
 Komornikova A.: P868  
 Komuro I.: P1513  
 Konda E.: P2120  
 Kondo H.: P1879  
 Kondo T.: P1165  
 Konishi M.: P187, P232, P956  
 Konstantinidou M.: P1925, P301  
 Konstantinova I.: P442  
 Kontogiannis C.: P2116  
 Koops A.: 176  
 Kopec G.: P1745  
 Kopjar T.: 1352  
 Kopylov P.H.Y.U.: P568  
 Kopytsya M.P.: P1162  
 Koracevic G.: P1048  
 Korda A.: P1794  
 Koriagina N.A.: P1090, P1175, P1772  
 Koriak Y.U.A.: 1843  
 Kornowski R.: P1978, P2115  
 Kors J.A.: 127  
 Korst A.: 1238  
 Korzhevskii D.E.: P292  
 Koshkina D.: P1682, P423  
 Koshlataya O.V.: P1619, P2113  
 Kosior D.A.: P1596  
 Kossmann B.: P402  
 Kostenko V.A.: P204  
 Kostenko V.V.: P204  
 Kostic S.: P1713  
 Kostic T.: P1649  
 Kostkiewicz M.: P1032  
 Kostopoulou A.: P350, P984  
 Kosuta D.: 1424  
 Kotelnikova E.: P410  
 Kotlar I.: P1676, P201, P2098  
 Kotova E.: P1675  
 Kotova E.O.: P323



Kotova E.O.: P1580, P1967, P963  
 Kotovskaya N.: P258  
 Kotovskaya Y.: P1126, P1127, P2079, P2080, P258, P307  
 Kotsakou M.: P1925, P301  
 Koudstaal S.: I849, 675  
 Koulouris N.: P462  
 Kouris N.: P1759  
 Koutrakis K.: P1080, P362  
 Kouznetsova T.V.: P1072  
 Kovacevic D.: P252  
 Koval' O.: P190  
 Kovalcikova J.: P1170  
 Kovalenko E.: P1583  
 Kowal K.: P490  
 Kowalczyz A.M.: P251  
 Kozaeva L.P.: P1779  
 Kozdag G.: P1680, P1727, P846, P901  
 Kozhevnikova M.V.: P1548, P304  
 Koziolova N.: P1007, P905, P911  
 Kozlov A.: P995  
 Kozlov B.N.: P268  
 Kozlovskaya I.B.: I843  
 Kraft R.: I345  
 Kraiem S.: P1025, P2009  
 Kraigher-Kraimer E.: I345, P1763  
 Krajcirovicova K.: P1180  
 Kramer F.: P1018  
 Krapels I.: 677  
 Kraus B.: I241  
 Kraus S.: P562  
 Kravchun P.G.: P495, P823  
 Krebsova A.: P926  
 Krejca M.W.: I354  
 Krejci J.: P915  
 Kremastinos D.: P2078  
 Kremzer A.: P1898, P1969  
 Krestijaninov M.V.: 26  
 Kresto L.: P1650, P1888  
 Kretowski A.: P1620, P1999  
 Kretschmer A.: P1018  
 Kretzschmar T.: P2100  
 Kreusser M.: P262  
 Kreusser M.M.: P1516  
 Krinochkin D.V.: P2112  
 Krisper M.: P402  
 Kristen A.V.: P1516  
 Kristensen S.L.: P862  
 Kristo A.: P1650, P1888  
 Krivickiene A.: P1010  
 Krivolapov S.: P1987  
 Krljanac G.: P1737, P2075

Krobert K.A.: P1769  
 Kropf M.: I345  
 Krotova V.: P1181  
 Krotova V.U.: P1182  
 Krstevski G.: P201  
 Kruchinkina E.: P1527  
 Krueger K.: P1015  
 Krueger M.: P1805  
 Krutikov A.N.: P292  
 Kryukov N.N.: P567  
 Krzesinski Pawel P.K.: P1433  
 Krzysztofik J.M.: P1483, I29, P1088  
 Ktisti S.: P1692  
 Kubanek M.: P296  
 Kucharska J.: P1823  
 Kuchmin A.: P1499, P856  
 Kuck K.H.: P344  
 Kucukoglu M.S.: P1741  
 Kuehl U.: P1528, P1938, P542  
 Kuethe F.: P348  
 Kuhl T.J.: P1660  
 Kuhlmann S.M.: P2108  
 Kuiper M.: P561  
 Kulka N.: P1130  
 Kukharchik G.: P1686, P246, P442  
 Kulkharenko L.: P1140  
 Kulic M.: P2062  
 Kulikov A.N.: P1499  
 Kulikova E.: P1986  
 Kumar Swamy T.: P1161  
 Kumarathurai P.: P1660  
 Kumarswamy R.: P1177, P1184, P1808  
 Kurbanov N.A.: P1493, P1531, P1942, P1968, P887  
 Kurbanov R.D.: P1159, P1160, P1497, P1935  
 Kurriachan V.: P475  
 Kurian B.: P1483  
 Kurlianskaya A.: P1617  
 Kurlianskaya A.K.: P1510, P1512, P1751  
 Kurpisz M.: P1810  
 Kuruc V.: P1581  
 Kurushka T.V.: P297, P933  
 Kurushko T.: P1546  
 Kuryata A.: P1153  
 Kuryata A.V.: P1142  
 Kurzejamska E.: P1199  
 Kushnir S.: P1129, P2083  
 Kushnir Y.: P1153  
 Kusmierski K.: P1595  
 Kuwahara K.: P1144  
 Kuys S.: P461

Kuziemski K.: P251  
 Kuzmina O.K.K.: P1972  
 Kuznetcova T.V.: P423  
 Kuznetsov V.A.: P2054, P2112  
 Kuznetsova M.V.: P2057  
 Kuznetsova T.: P452  
 Kwan J.: P303  
 Kwapiszewska G.: P580  
 Kwon J.S.: P1784  
 Kwon S.-W.: P303  
 Kyo S.: P957  
 Kyriakou M.: P1692

**L**

La Gioia R.L.: 679  
 La Rovere M.T.: P1960, P1173, P391  
 Labate V.: P1461, P1746, P1897, P214  
 Labr K.: P238  
 Lacambra-Blasco I.: P1655  
 Lacedonia D.: P1120, P1958  
 Lacolley P.: I34  
 Ladouceur M.: P1917  
 Laforgia P.L.: P1461, P1897, P214  
 Lage S.G.: 629, P1436, P1571  
 Lage-Galle E.: P2016, P267  
 Lagereva E.: P577  
 Lahoz R.: P1486, P1918, P230, P233, P253, P873  
 Lai Chin Kon D.: P224  
 Laine M.: P199  
 Lainscak M.: I364, I424, 625, 745, P1716, P386, P842, P961  
 Lakatamitou I.: P1065  
 Lakiza T.V.: P1181  
 Lala R.: P1640  
 Lalle I.: P1052, P566, P820  
 Lam C.S.P.: I240, I78, P2047, P241  
 Lam K.: P818  
 Lambiasi P.: I359  
 Lambrinou E.: P1065, P1692  
 Lammert F.: I253, P1806  
 Lamprogiannakis E.: P306  
 Landmesser U.: P1102, P1593, P2110, P346, P471  
 Landolina M.: I361  
 Lang C.: P1970  
 Lang C.C.: P1570, P336, P375  
 Lang D.: 624  
 Lang G.: P571  
 Lang I.: P2088  
 Lapadula L.L.: P1953  
 Lapikova-Bryhinska T.: P1192

Larbol A.: P422  
 Larbool A.: P428  
 Laredj N.: P886  
 Lareva N.: P1757  
 Larina E.V.: P2053  
 Larina V.N.: P1971, P2053, P939  
 Laroche C.: 1413, P2004  
 Larsen C.T.: 633  
 Larue S.: 1348  
 Lashkul D.: P324  
 Lasica R.: P1737, P2065, P2075  
 Laskibar Asua A.: P1006  
 Lassner D.: P1528, P1938, P542  
 Lassus J.: 128, 131, 135, 138, 140, P211, P832  
 Lassus J.P.: P1681, P1880  
 Laszczynska O.: P960  
 Latet S.C.: P1174  
 Latini R.: 676, P452  
 Latouche C.: P569  
 Latsios P.: P1925, P301  
 Lattarulo M.S.: 1422, 172, 678, P1577, P1579, P1672, P1684, P964  
 Lau G.S.K.: P1565  
 Lau Y.H.: P479  
 Lauciello R.: 170, P1893  
 Laudanski P.: P1151  
 Laufs U.: 1253, P1015, P1773, P1806, P978  
 Laukaitiene J.: P1010  
 Launay J.M.: P418  
 Laundos T.: P533  
 Lauridsen T.K.: 633  
 Lavall D.: P1773, P978  
 Lavallo Cobo A.: P1742, P1743  
 Laveau F.: P922  
 Laviano A.: P386  
 Lavilla F.J.: P854  
 Lavrikova P.: P1038  
 Lax A.: 1259, P1783, P1785  
 Lazar M.: P484  
 Lazarczyk M.: P1199  
 Lazarev P.V.: P1580, P1967, P963, P1675  
 Lazaro Mendes A.S.: P1875  
 Lazaros G.: P221  
 Lazzeri C.: P1599  
 Lbik D.: P1145  
 Leal M.: P1721, P1954, P2096, P2097  
 Leao R.N.: P1886, P202  
 Leao S.: P1532, P1534, P1949, P289, P936

Lebedev D.: P1987  
 Lebreiro A.: P285  
 Lebreton G.L.: P1515  
 Leccardi S.: 24  
 Lechene P.: P1803  
 Lecomte P.: P233  
 Ledwidge M.: 1236, 1363, P1683, P1703, P436  
 Ledwidge M.D.: P509  
 Lee A.K.: P1627  
 Lee C.S.: P2037  
 Lee C.W.: P1890, P209  
 Lee D.-Y.: P1434  
 Lee G.Y.: P861  
 Lee H.: P816  
 Lee H.S.: P1525, P492  
 Lee H.W.: P1787  
 Lee H.Y.: P1525, P492, P816  
 Lee J.-G.: P824, P828  
 Lee J.H.: P1054, P403, P510, P501, P505, P511  
 Lee J.-Y.: P1434  
 Lee K.H.: P548  
 Lee K.Y.: P1814, P2026  
 Lee L.L.: P1150  
 Lee S.: P1706, P944  
 Lee S.E.: P1525, P492, P816  
 Lee S.-H.: P1434  
 Lee S.J.: P1951, P527  
 Lee S.K.: P1943  
 Lee S.N.: P506  
 Lee S.R.: P1525, P548  
 Lee S.Y.: P1738, P505, P511  
 Lee Y.J.: P2042  
 Leenen F.H.H.: P1787  
 Lefaucheur J.P.: P949  
 Lefebvre F.: P1803  
 Lefkowitz M.P.: P483  
 Legendre A.: P1917  
 Legrand L.: P937  
 Legrand M.: P1164  
 Lehnart S.E.: P1145  
 Leija-Alva G.: P1083, P1086, P1087, P245  
 Leitao A.: P1444  
 Leite S.: P1926, P550, P899  
 Leite S.L.: P497  
 Leite-Moreira A.: 742, 737, P1189, P1791, P533, P534, P550, P575, P581, P582  
 Lekakis I.L.: P826  
 Lekakis J.: P1638, P2052, P2078, P290

Lekuona I.: P1061  
 Lelonek M.: P1729  
 Lelyavina T.: P1710, P1712, P458  
 Lelyavina T.A.: P1912, P250  
 Lema L.: P1121  
 Lemmens K.: P1174  
 Leombruni S.: P1028  
 Leone M.: 1422, 172, 678, P1577, P1579, P1672, P1684, P964  
 Leone O.: P522  
 Leong Hy Ong G.: 178, 1240  
 Leong K.T.: P1706, P944  
 Leonova I.A.: P469  
 Leontiadis E.: P374  
 Leordean V.: P549  
 Leosco D.: P316, P879  
 Leosdottir M.: P1186  
 Leprince P.: P358  
 Leprince P.L.: P1515  
 Leroy J.: P1803  
 Lescano A.: P1742, P487  
 Lescano A.J.: P1743  
 Leshem-Lev D.: P2115  
 Leskovar B.: P1716, P842, P961  
 Lesniak Sobelga A.: P1032  
 Lesny P.: P809  
 Lessick J.: 1411  
 Leszek P.: 18, P556, P560  
 Leto L.: P1194, P563  
 Lev E.: P2115  
 Leventaki E.: P544  
 Levijoki J.: 19  
 Levin D.: P1570, P1970, P375  
 Levine R.: P1454  
 Levy F.O.: P1769, P571  
 Levy Y.: P1188  
 Lewinter C.: P1141  
 Lewis N.T.: P1632  
 Leyser M.: P1481  
 Li J.: P1446, P1885  
 Li Q.: P193  
 Li S.J.: P1788  
 Li X.: P206, P898  
 Li Y.Y.: P1108, P1111  
 Li Z.: P193, P195  
 Libis R.A.: P1480  
 Liccardo M.: P1615  
 Liccardo M.L.: P1615  
 Liepieieva O.: P495  
 Lightfoot H.: P392  
 Lila N.: P1907  
 Lilla Della Monica P.: P986



- Lim B.K.: P1784  
 Lim P.: P1073  
 Limongelli G.: 1848, P1124, P1514, P1747, P1994, P973, 679  
 Lin C.M.: P517  
 Lin Y.-S.: I421  
 Linas A.: P1061  
 Lindblad U.: P1186  
 Linde C.: I66, P1001, P1621, P2024, P255  
 Lindenfeld J.: I410, P1598  
 Linder R.: P1486, P230, P253, P873  
 Linderoth B.: P255  
 Lindhorst R.: P1092, P896  
 Lindmark K.: P1486, P230, P253, P873  
 Lindner D.: P576  
 Lindner M.: P1803  
 Ling A-R Richards L.H.: P2047  
 Ling L.H.: I240, I78  
 Linke A.: P282  
 Linke V.A.: P1805, P526  
 Linqvist P.: P1589  
 Linskaya A.: P398  
 Linsen G.C.M.: P848  
 Linz D.: P930  
 Lionet F.: P895  
 Lionetti V.: P1191  
 Lionnet F.: P922  
 Lipchanskaya T.: P410  
 Lishmanov Y.: P1146  
 Lisi M.: P1589  
 Lisiak M.: P2041  
 Lisii D.: P1148  
 Lisowska A.: P1151, P1620, P1999  
 Litmeier S.: P415  
 Littnerova S.: P1016  
 Liu J.-C.: P1496  
 Liu N.: P479  
 Liu S.: P359  
 Livanis E.: P350, P984  
 Ljung Faxen U.: I66  
 Lkhagvasuren Z.: I82  
 Llagostera Sillano L.: P1067  
 Lucia-Valldeperas A.: I257, I260, P1776  
 Lo Nigro C.: P1194  
 Lo Presti M.: P986  
 Lo Sasso B.: P1045  
 Lobo Gonzalez M.: P1455  
 Lobysheva I.: P559  
 Locatelli A.: P991  
 Locorotondo G.: P259  
 Loegstrup B.B.: P1659  
 Lofsjogard J.: P1053  
 Loiacono F.: I74, P1107, P904  
 Lollini V.A.: P1760  
 Lombardi C.L.: 679  
 Lombardi M.: P1753  
 Loncar G.: I248, 745  
 Londono Sanchez O.: P514, P867  
 Longo S.: P2015, P496, P851  
 Lonksy V.: P369  
 Lopatin Y.: P1007  
 Lopes G.: P293  
 Lopes Hames R.: P1067  
 Lopes J.: P1074, P1440  
 Lopes K.: P293  
 Lopes L.: P1118, P1190, P1195, P1755, P2013, P936  
 Lopez B.: P1053, P1670  
 Lopez Castillo M.: I243, P1472, P1639, P1997, P237  
 Lopez Fernandez S.: P1061  
 Lopez Fernandez T.: P1587  
 Lopez Garrido M.A.: P1955, P1519  
 Lopez Ibanez M.C.: P194, P313  
 Lopez J.: I358  
 Lopez L.: P1568, P2023, P507  
 Lopez M.: P1947, P997  
 Lopez Sendon J.L.: P1613, P1711, P1003, P1587, P264, P314, P384, P389  
 Lopez Suarez A.: P343  
 Lopez Valdivero F.: P1463, P836  
 Lopez-Lereu M.P.: P1566  
 Lorenz K.: P1801  
 Lorenzoni V.: P1039, P1753  
 Losada Mora P.: P1873  
 Losi M.A.: P302  
 Losik D.: I250, I354  
 Losito M.: P1011  
 Lotman E.-M.: P1471  
 Louca L.: P350  
 Loudiyi N.: P1143  
 Louis H.: I34  
 Louis O.: P1435  
 Loureiro M.J.: P1118  
 Lourenco A.: P894  
 Lourenco A.P.: P550, P582  
 Lourenco C.: P1488, P1489, P1532, P1533, P291  
 Lourenco M.R.: P894  
 Lourenco Marmelo B.F.: P1526, P1652  
 Lourenco P.: 742  
 Lousada N.: P851  
 Loutfy M.: P363  
 Lovett E.G.: P1598  
 Lovric D.: I352  
 Lowe M.: I359  
 Lowes B.D.: P1990  
 Lozano Bahamonte A.: P1006  
 Lozano T.: P1002  
 Lozova T.: P425  
 Lu D.Y.: P1890, P209  
 Lubi R.: P1471  
 Lucani B.: P1767, P1964  
 Lucas C.M.H.B.: P843  
 Lucas-Jones S.: P1447  
 Luczak K.: P2069  
 Ludka O.: P238, P948  
 Luecke C.: I67, 624  
 Luedde M.: P1723  
 Luedde T.: P1723  
 Luescher T.F.: P1198  
 Lujan Valencia J.: P1463, P836, P928  
 Lukaschuk E.: P1031  
 Lukashenko V.: P2089  
 Lukina O.: P1466, P226  
 Luknar M.: P809  
 Lumley A.I.: P1789  
 Lunati M.: I361  
 Lund L.: P1900  
 Lund L.H.: I66, P2024, P356, P914  
 Lund N.: P1677  
 Lunde I.G.: P526  
 Lundgren J.: P1691  
 Lunggetti S.: P1011  
 Lupi L.: I81, P1109  
 Lupon J.: P1055, P1112, P1697, P1701, P1916, P2027, P2091, P454, P945  
 Lupu S.: P1662  
 Lurz J.: 624  
 Lurz P.: I67, 624, P282  
 Lutac D.: P2029  
 Luther S.: P1145  
 Luu B.: P361  
 Lux A.: P1775, P1975  
 Luzina E.: P1757  
 Ly R.: P193  
 Ly H.Q.: P1816  
 Lyamina N.: P410  
 Lyamina S.: P410  
 Lyang O.V.: P2022  
 Lyashenko A.: P1158  
 Lyasnikova E.A.: P1480  
 Lycholip E.: P2049  
 Lymperi S.: P2052, P2078, P2099

Lyon A.: P1467  
Lyon A.R.: P1698  
Lysenko V.: P1186

## M

Maack C.: P1770, P1806  
Macarie C.: P455  
Macaya C.: I30, P1506, P1708  
Macaya Miguel C.: P197  
Maccarthy P.: P841  
Maccherini M.: P1589, P1812, P904  
Macdonald M.R.: P1706, P944  
Macedo F.: P924, P929  
Macek Jr M.: P926  
Macgowan G.: P1980  
Machado J.C.: P1190, P1195, P1926, P2013, P299, P899  
Maciel M.J.: P1095, P1611, P2014, P459, P1096, P1661, P2066, P285, P305, P339, P349, P439, P923, P924, P929  
Macin S.M.: P1663  
Maciunas R.: P2049  
Maclean E.: P1764  
Macnamara A.: P1013  
Madeira M.: I845, P1623, P1726, P400, P831  
Madelaire C.: P395  
Maden O.: P1887, P1928  
Madonna R.: I254  
Madotto F.: I361, P1075  
Madureira A.: P2013, P2014, P287, P1661, P285, P924  
Maechler H.: P1793  
Maehara A.: P374  
Maekawa E.: 618, 621  
Maestre M.L.: P2023  
Maestri R.: P1173, P1960  
Magalhaes D.M.: P1973, P2111  
Magalhaes J.: 737  
Magalhaes P.: P1530, P1533, P1535, P291, P295, P938  
Magda S.M.: P2011  
Maggioni A.: P1992  
Maggioni A.P.: I39, I413, 28, 676, P2004, I851, P1765  
Magnani G.: P914  
Magnusson M.: P1186, P372, P499  
Magon W.: P1745  
Magri D.: I848  
Magrini L.: 25, P1052, P198, P427, P566, P820  
Magrini L.A.: P565

Mahara K.: P1731, P860  
Maher A.: P1163  
Maher A.M.: P2126, P271  
Maher V.: P1163, P2126, P271  
Mahfoudh H.: P2084  
Maia P.D.: P962  
Maia-Rocha C.: P1189, P1791, P581  
Maiello C.: P1124, P1514, P1747, P973  
Maiorana G.: P991  
Maisano M.S.: P344  
Maiskov V.V.: P189  
Maistrello M.: P1707  
Maiuolo J.: P538, P539, P547, P553, P554  
Majas R.: P1471  
Majda J.: 747  
Majewski M.: P1196  
Major J.: P530  
Majoros Z.: P1610  
Majoros Z.S.: P1478, P1633  
Majumder A.A.S.M.: P1974  
Makarova I.V.: P1499, P856  
Makarova N.: P995  
Makeeva E.R.: P959  
Maksimov N.I.: P976  
Maksimovich M.: P379  
Maksimovich N.: P1910  
Maksimovich Y.: P1910  
Malagoli A.: 622, P1115, P1608, P1817, P1984, P405  
Malakhov A.I.: P1548  
Malcher A.: P1810  
Malek F.: P238, P255  
Malek H.: P2121, P2127, P540, P540, P540, P540, P540  
Malek I.: P235, P417, P859, P990  
Maleki M.: P954  
Malfatto G.: P1609, P414, P950, P993  
Malinova L.: P212, P385  
Malinovskaya L.K.: P568  
Malkova M.I.: P869  
Mallek S.: P1027, P2010, P378, P890  
Mallek S.: P1945  
Malliaras K.: P1600, P1811, P2116, P544  
Malorni W.: P1009, P552  
Malsch C.: I852  
Maly J.: P990  
Malyszko J.: 747, P322  
Mamatkulov K.H.A.: P213, P888  
Mammi C.: I256, P2122, P2124, P552  
Manca G.: P219

Mancini J.: P199  
Mancone M.: I251, I357, P1522, P838  
Mancuso M.: I846  
Mandoli G.E.: I74  
Mandoorah B.: P1899  
Manerba A.: P1109, P1734  
Manintveld O.: P1884  
Manjunath C.N.: P1161  
Mann D.L.: I348  
Manningner M.: P1778, P1793, P2117, P2118  
Mano M.: P1802  
Mano T.: P1625, P1879  
Manolis A.: P844  
Manouras A.: P1900  
Manovel Sanchez A.: P343  
Mantovani L.G.: I361, P1075  
Mantzarakis V.: P1638  
Manzi G.: I415, P491  
Maoulida H.M.: P1515  
Maounis T.H.: P350  
Mapelli M.: 679  
Marandi T.: P1471  
Maranta F.: P1021  
Marazzi G.: I237, P1459, P1485, P1991, P2122, P2123, P2124, P239, P335, P438, P440, P466, P865, P946  
Marchand J.: P1899  
Marchel M.: P1765  
Marchenko R.: P364, P995  
Marchioli R.: I851  
Marchionni N.: P260  
Marciniak A.: P186  
Marcinkiewicz-Siemion M.: P1123, P1151, P1620, P1999  
Marco J.: P489  
Marcolla V.F.: P340, P377, P380, P975, P977  
Marcucci C.: P1752  
Marcus R.: P969  
Mareev V.: P1629, P1730, P857, P1470, P396, P1629, P1730  
Maretta A.: P538, P539, P555  
Marghany K.: P383  
Margonato A.: P1021, P1107, P840  
Maria Michela Gianino M.M.G.: P1693  
Mariani F.: P414  
Marin Y Kall C.M.: I42  
Marinakis S.: P2116  
Marinheiro A.R.: P2068, P257  
Marini M.: I36, P1448, P1878, P191, P811



- Marini M.M.: P817  
 Marinkovic D.: P1649, P463  
 Marinkovic M.: P1193  
 Marin-Neto J.A.: P1780  
 Marino R.: 25, P427  
 Marino R.O.: P565  
 Marinosci G.: P1107  
 Marjanovic Z.: P1662  
 Mark A.D.R.I.A.N.: P329  
 Markina M.: P1986  
 Markovic-Nikolic N.: P1183  
 Markus M.R.: P1098  
 Marmelo B.: P1500, P1520, P1532, P1535, P1883, P1949, P242, P289, P381  
 Maroldi R.: I81  
 Maroz-Vadalazhskaya N.: P1140  
 Marques F.: P1444  
 Marques Hojaij E.: P1067  
 Marques I.: P1074, P1440  
 Marques J.: P1690, P1941, P942  
 Marques L.: P1488, P1489, P1651, P1653, P401  
 Marques N.: P1530, P1533, P291  
 Marques N.: P289  
 Marquez Fernandez M.: P343  
 Marra A.M.: P424  
 Marrazzo T.: P1747  
 Marrero Frances J.: P1523  
 Marron-Linares G.: P1781  
 Marsh A.M.: I77  
 Marsh L.M.: P580  
 Martens P.: I355, P1024, P218  
 Marti M.: P1786  
 Martin D.: P545  
 Martin F.J.: P489  
 Martin M.: P1947  
 Martin Mariscal M.: P237, I243, P1472, P1639, P1997  
 Martinelli L.: P813  
 Martinez L.M.: P1505  
 Martinez M.E.: P1939  
 Martinez Sande L.: P1614  
 Martinez- Selles M.: P898, P206, P265, P269, P812  
 Martinez-Marin M.: P1116, P1655, P1874  
 Martini N.: I39, 28  
 Martin-Perez M.: P1079  
 Martins E.: P1019, P1020, P1190, P1195, P1926, P2013, P287, P299, P899, P929  
 Martins J.: P1690, P1941, P345, P942  
 Marx A.: P1582  
 Marzegalli M.: I361  
 Marzilli M.: I68  
 Marzluf B.A.: P406  
 Marzolla V.: I256, P1169, P552  
 Masahiko K.: P1624  
 Masai K.: P1879  
 Masarone D.: P1514, P1747, P1994  
 Mascarenhas J.: P960  
 Mascherbauer J.: I71, 630, P1131, P406, P883  
 Mascioli G.: I351  
 Mascolo A.: P1937, P912  
 Masella C.: P1707  
 Masenko V.P.: P2022, P1682, P423  
 Masharipova D.R.: P215  
 Masi A.: P259  
 Masip J.: P1695  
 Masotti L.: P830  
 Masotti S.: P934  
 Massari F.: 678  
 Massaro R.: P1485, P367, P466, P865, P946  
 Massetti M.: P259  
 Massi F.: I850  
 Massironi L.M.: P1985  
 Masson S.: 676, P452  
 Massoudi Y.: P263  
 Masters J.: P1475  
 Mastrogiannis D.: P362  
 Mastroianno S.: P2101, P367  
 Mastrosimone S.: P1871  
 Masuda T.: I618, 621  
 Masuelli M.G.M.: P1953, P2045  
 Masuyama T.: P1625, P1879  
 Matassini M.V.: P1448, P191  
 Matenga J.A.: 628  
 Mateo P.: P1803  
 Mathe L.: P1437, P919  
 Matic G.: P1105, P2065  
 Matijasevic J.: P1581  
 Matila E.: P940  
 Matkowski A.: P186  
 Matmurotov Q.: P318  
 Matos A.: P421  
 Matos D.M.: I239  
 Matos J.: P550  
 Mats I.: P1978  
 Matskevich S.A.: P1498, P1578  
 Matsue Y.: I418, 618, 621, 740  
 Matsumoto A.: P1879  
 Matsumoto H.: P1678, P243  
 Matsumoto K.: P430, P220  
 Matsunaga A.: 621  
 Matsuura Y.: P457  
 Matsuzawa R.: 618, 621  
 Matsuzawa Y.: P187  
 Matta G.: P1544  
 Matyas C.: P1775, P1777, P543  
 Matzaraki V.: P2052  
 Maupain C.: P937  
 Maurea N.: P546  
 Maximov M.L.: P2017  
 Mayanskaya S.D.: P1818, P1821  
 Mayr A.: P227  
 Mazilu L.: P1920  
 Mazur I.: P1187  
 Mazza A.: P368  
 Mazzali C.: P1707  
 Mazzei D.: P1641  
 Mazzei J.: P487  
 Mazzella F.: P1717  
 Mazzetti S.: P1442  
 Mazzone C.: I73, P1114, P1524, P473  
 Mbakwem A.: P1542  
 Mbey E.: P1542  
 Mc Cann M.: P992  
 Mc Cullough P.A.: P1630, P1964  
 Mc Donald K.: I363, P1703, P436  
 Mcadam J.: I77  
 Mccann G.P.: I77  
 Mccann M.: P1607  
 Mcdonagh T.: P1431, P188, P841, P891, P1669  
 Mcdonald K.: I236, P1005, P1683, P509  
 Mcdonald M.: P359  
 Mcevoy M.: 744  
 Mcfadden E.: P1557  
 MCGarvey M.: P988  
 MCGavigan A.: P1000  
 McIlpatrick S.J.: I360, I360  
 McMurray J.J.V.: P1017, P1156, P1872, P483, P862, P914  
 Mcnamara A.J.: P515  
 Mebazaa A.: I28, I31, I40, I417, P1681, P338, P832  
 Mebazaa A.M.: P826  
 Mece O.: P571  
 Medalion B.: P1978  
 Medenica M.: P1720, P913  
 Medvedev O.: P434  
 Medvedev O.S.: P1779  
 Medvedeva E.A.: P1666  
 Medvedeva N.: P577, P578

- Mehmedovic A.: P409  
 Meier T.: I253, P1806  
 Meignan M.M.: P935  
 Meijers W.C.: I76, 746  
 Meini S.: P830  
 Meinitzer A.: I345  
 Meisel S.: I33, I344, 27, 29, P1736  
 Mejhert M.: P1053  
 Melander O.: P1186, P1677, P372  
 Melao F.: P1611, P339, P349, P924  
 Melchio R.: 24  
 Melenovsky V.: P1170, P417, P859, P926, P990  
 Melero Lloret J.: P507  
 Meli M.: P1545  
 Melica B.: P1977  
 Melin M.: P244, P256  
 Melita V.: P259  
 Mellander O.: P499  
 Mellbin L.: P356  
 Melnikova O.P.: P1923  
 Meluzin J.: P884  
 Mena Madrazo J.: P1904  
 Menci D.: P1011  
 Mendes M.: P1103, P1724, P2070  
 Mendes M.J.: P575  
 Mendes M.M.: I239  
 Mendes-Ferreira M.: P1791  
 Mendes-Ferreira P.: P1189, P1791, P581  
 Mendez Bailon M.: P197  
 Mendez Fernandez A.: P1133, P2023  
 Mendez I.: P1455  
 Mendez M.: P489  
 Mendez-Ortiz A.: P1904  
 Mendonca D.: P1074, P1440  
 Mendonca L.: 742  
 Meneveau N.: P338  
 Mengoni A.: I70  
 Menicanti L.: P435  
 Menon S.: P1882  
 Menon S.G.: P833  
 Meras Colunga P.: P1003, P1587, P1613, P1711, P264, P314, P384, P389  
 Meray I.: P1426, P189  
 Mercea S.: P970  
 Mercieca Balbi M.: P1479  
 Meregalli P.: P1880  
 Meregalli P.G.: P1689  
 Merkely B.: 739, P1775, P1777, P543  
 Merken J.J.: P300, P932  
 Merlano M.: P1194  
 Merlini G.: I64, P1537, P1766  
 Merlino L.: P1707  
 Merlo M.: P1758, P296, P298, P931  
 Merval R.: I7, P1164  
 Mesa Rubio D.: P1634  
 Mesado Batalla N.: P1133, P1705  
 Mesquita C.T.: P1504  
 Mesquita E.T.: P1508  
 Mestroni L.: P298  
 Metra M.: 22, 674, 740, P1026, P1030, P1442, P1588, P1658, P1762, P1988, P2021, P210  
 Metrich M.: P545  
 Mettini S.M.: P1953, P2045  
 Metwally A.: P1932  
 Meyer A.L.: P1982  
 Meyer P.: P1004  
 Mezhonov E.: P1965  
 Michalski B.: P2050  
 Michel A.: P1079  
 Michel C.: P1014  
 Michel-Behnke I.: 741  
 Michelet P.: P199  
 Micheu M.: P849  
 Middleton N.: P1065, P1692  
 Migaj J.: P882  
 Mihailescu A.: P1445  
 Mihuta A.: P970  
 Mijic N.: P2065  
 Mikhailov A.: P1781  
 Mikhaylov G.: P2081  
 Mikhaylusova M.P.: P1971  
 Milani P.: P1537, P1766  
 Milano S.: P424  
 Milanova M.: P821  
 Milesi G.: P1109  
 Mileta D.: P409  
 Milic N.: P352  
 Milic V.: P277  
 Milicevic P.: P431  
 Milicic D.: I352, P309  
 Miliopoulos D.: P1503, P350, P984  
 Milkova M.: P460  
 Miller L.W.: P357  
 Milovancev A.: P1581  
 Milto A.: P327  
 Min H.K.: P1529  
 Mina C.: P958  
 Mina' C.: P1626, P229  
 Minamino N.: P1144  
 Minana G.: P1137, P1566, P2027, P2028, P320, P481  
 Mincu R.: P2011  
 Minobe W.: P1990  
 Mintz G.S.: P374  
 Mirabet Perez S.: P1133, P1705  
 Mirabet S.: P2023  
 Miranda R.: P1755, P1930  
 Miranda-Silva D.: 737  
 Miric M.: P409  
 Mirizzi G.: I80, P407  
 Mirochnik N.: P1907  
 Mirzarakhimova S.T.: P1531, P1942  
 Miserotti G.: P1956  
 Misiano G.: P424  
 Mistiaen W.P.: P1591  
 Mitszal M.: P1041  
 Mitic S.: P1649  
 Mitrofanova L.: P281  
 Mitrophanov N.: P246  
 Mitrovic P.: P1105, P2065  
 Mitrovic V.: P1122, P370  
 Mitsuke Y.: P1673  
 Miyamoto S.: I238  
 Miyamoto T.: P1957  
 Miyata T.: P1714, P266, P900, P903  
 Miyauchi K.: P1678  
 Mizia-Stec K.: P1597, P1700, P2050  
 Mizobuchi K.M.: P1631  
 Mizuno A.: P1731  
 Mlejnek D.: P915  
 Mlynarska A.: P1924, P2064, P2073  
 Mlynarski R.: P1924, P2073  
 Mnif K.: P2084  
 Mockel M.: P1881  
 Moe G.: P1014  
 Moeckel M.M.: P449  
 Moelgaard H.: P371  
 Mogenet A.C.: P338  
 Mogensen U.M.: P862  
 Mohamed B.A.: P1145  
 Mohamed Fathy Mohamed Abdalhakim Gomaa M.: P363  
 Mohamed W.S.A.: P208  
 Mohan J.C.: I79, P825  
 Mohan M.: P1970  
 Mohr F.W.: P1982  
 Moir L.: P1077  
 Moiseev V.: P1675  
 Moiseev V.S.: P1580, P1967, P323, P963, P1426, P1518, P189, P1936, P273, P444, P470  
 Moiseeva O.: P281  
 Mok K.H.: P366



- Mokaddem A.: P2015, P496  
 Mokarrab M.: P383  
 Mokracek A.: P369  
 Moldabeckov T.K.: P1616  
 Molinari F.: P2122, P2123  
 Moliner P.: P1428, P1429  
 Molla A.: P481  
 Mollace V.: P1168, P528, P538, P539, P547, P553, P554, P555, P569  
 Mollar A.: P1137  
 Mollar Fernandez A.: P1566  
 Moller J.E.: P395  
 Molon G.: P1482  
 Molvin J.: P1186  
 Momomura S.: P1563  
 Monaco I.: P1739, P1958  
 Mondillo S.: 174, P1011, P1589, P1812, P904  
 Monga S.: 1350  
 Monin M.L.: P937  
 Monitillo F.: 1422, 172, 678, P1577, P1579, P1672, P1684, P964  
 Monmeneu J.V.: P1566  
 Montalto A.: P986  
 Montanari N.: P1956  
 Montani D.: 1412  
 Monteiro J.: P1819, P373, P943  
 Montemurro F.: P557  
 Montenegro Sa F.: P1128, P910  
 Montera M.W.: P1508  
 Monteverde M.: P1194  
 Montoya G.: P1002  
 Montserrat N.: 738  
 Montserrat Pulido N.: P1809  
 Monzel K.: P1015  
 Monzo L.: 175  
 Moon D.M.: P506  
 Moon K.W.: P506  
 Moon T.G.: P1458  
 Moraca M.: P453  
 Moraes L.R.: 627, 629, P1436, P1571, P426  
 Morais C.: P185, P276, P432, P908  
 Morais J.: P1128, P1921, P910  
 Morais R.: P1444  
 Morato M.: P2030  
 Morbach C.: 1852, P200  
 Morcillo-Hidalgo L.: P1567, P1955  
 Moreira Ayub Ferreira S.: P1067  
 Moreira D.: P1520, P1526, P1530, P1652, P1883, P381  
 Moreira H.F.: 629, P1436, P1571  
 Moreira I.: P439  
 Moreira J.M.: P497  
 Morelli S.: P983  
 Moreno Conde M.: P313, P194  
 Moreno De Vega J.C.: P317  
 Moreno Gomez R.: P1587  
 Moreno N.: P1651, P1653, P401  
 Moreo A.: 1850  
 Moretti S.: 136, P1448, P1878, P191, P811  
 Moretti S.M.: P817  
 Morgado G.: P1930  
 Morgagni G.L.: P2114  
 Morgan C.J.: P1110  
 Mori F.M.: P1631  
 Mori Junco R.: P1613, P1711, P384  
 Mori R.: P314  
 Morillas Bueno M.: P2000, P2006  
 Morino Y.: P1101  
 Mornar Jelavic M.: P1645, P2002  
 Mornos A.: P484  
 Mornos C.: P484  
 Morosin M.: P1091  
 Morozova A.: P246  
 Morrad B.: P412  
 Morris D.: P402  
 Morris D.A.: 1345  
 Morris N.: P461  
 Morshuis M.M.: P1515  
 Mortara A.: P1442, P393, P394  
 Morton G.: P234  
 Morton K.: P1632  
 Moschos G.: P301  
 Moscoloni S.: P1505  
 Mostovoi Y.U.: P827  
 Motaweia A.: P383  
 Mottola A.: 623  
 Mouhsine G.: P878  
 Mouine N.: P1143  
 Mountaki V.: P2104  
 Moura B.: P1190, P1926, P299, P899, P929  
 Moura C.M.: P575  
 Moura Ferreira J.: P1875  
 Mouratoglou S.A.: P488  
 Moure Gonzalez M.: P1647  
 Mourilhe-Rocha R.: P525  
 Mourouzis K.: P2103, P221  
 Mousa A.S.T.: P208  
 Mousseaux E.: P1662  
 Mozenska O.: P1596  
 Mpakas A.: P1925  
 Mracek T.: P1170  
 Mrdovic I.: P1737, P2075  
 Mrhar A.: P842  
 Mrochek A.G.: P1546  
 Mroua F.: P319, P535  
 Mroz M.: P882  
 Muca M.: P296  
 Muckiene G.: P1756  
 Mudge A.M.: P461  
 Mueed I.: P448  
 Muehfeld C.: P2118  
 Mueller I.: P541, P542  
 Mueller T.: P1034  
 Mueller-Honold T.: P1538  
 Mueller-Scholden L.: P512  
 Muenzel T.: 735, P521  
 Muk B.: P1478, P1610, P1633  
 Mukaida N.: P1165  
 Mukhopadhyay P.: P543  
 Mullaabaeva G.U.: P1159, P1160  
 Mullens W.: 1355, P1024, P218  
 Muller D.: P2088  
 Mullins R.M.: P461  
 Mumoli N.: P456  
 Munoz Calvo B.: P508  
 Munoz Garcia A.J.: P1519, P1555, P1559, P1733, P1735, P1976, P2074, P308, P347, P480, P979  
 Munoz M.A.: P2063  
 Munoz-Aguilera R.: P236, P997  
 Munoz-Aguileraaguilera R.: P1947  
 Munoz-Chapuli R.: P1781  
 Munoz-Garcia E.: P1519, P1555, P1559, P1733, P1735, P1976, P2074, P308, P347, P480, P979  
 Munoz-Garcia M.: P1519, P1555, P1559, P1733, P1735, P1976, P2074, P308, P347, P480, P979  
 Munoz-Rivas N.: P489  
 Munzel T.: P1081  
 Muradas M.: P1504  
 Murarikova M.: P1823  
 Muraru D.: 1425  
 Murata A.: P1678, P243  
 Murga Eizagaachevarria N.: P1006  
 Murialdo R.: P332  
 Murillo N.: P1078  
 Murin J.: P822  
 Murninkas D.: P1978, P2115  
 Murphy C.: P1163, P271  
 Murphy J.J.: P835  
 Murphy T.: 1236



Murphy T.M.: P1363  
 Murrone A.: P1893  
 Murru M.C.: P1100, P1817, P192, P855  
 Musante C.: P1742  
 Musaro' A.: P1167  
 Musca F.: P164, P1766  
 Muscas F.: P1544  
 Muscoli C.: P1168, P528, P538, P539, P547, P553, P554, P555  
 Musella F.: P302, P445  
 Mushannen B.: P1585  
 Musial W.J.: P1123, P1151, P1620, P1999, P490  
 Music L.J.: P951  
 Musolino V.: P1168, P528, P538, P539, P547, P553, P554, P555, P569  
 Mussagaliyeva A.: P1961  
 Mussapi F.: P1194  
 Mussinelli R.: P164, P1537, P1766  
 Musumeci F.: P986  
 Musumeci M.B.: P1848  
 Mutlak D.: P1411  
 Mutlu F.: P412  
 Mutlu H D.R.: P399  
 Muylaert P.: P1591  
 Myerson S.: P169  
 Myftiu S.: P1888  
 Mysiak A.: P186  
 Mzoughi K.: P1025, P2009, P2031

## N

Naar J.: P255  
 Naar L.: P2103  
 Nabb A.: P940  
 Nabeebaccus A.: P1764  
 Naccache S.: P2015, P496  
 Naccache S.N.: P1929  
 Nadador Patino V.: P508  
 Naderi N.: P954  
 Nadruz Jr W.: P1464, P839  
 Naegele M.: P1197, P1198  
 Nagai T.: P429  
 Nagao K.: P1957  
 Nagatomo Y.: P1731, P860  
 Nagga K.: P499  
 Nagy L.: P1261, P19  
 Najafi M.: P2043  
 Najjar E.: P1900  
 Nakagawa Y.: P1144  
 Nakajima S.: P1101  
 Nakamura M.: P1101, P457  
 Nakao K.: P1144

Nakao T.: P1513  
 Nalbantgil S.: P1511  
 Nana M.: P1811, P544  
 Nanas J.: P1600, P1811, P2004, P2116, P544  
 Nanas S.: P2058  
 Nanas Y.: P2116  
 Nanea I.T.: P872  
 Nanea T.: P1441  
 Napolitano L.: P572, P574  
 Nara M.: P957  
 Narasimhan R.: P1889  
 Narasimhan S-W Park C.: P2047  
 Narusov O.Y.: P1682, P423  
 Narziev B.: P1154  
 Nascimento D.S.: P533  
 Nascimento H.: P1095, P1096, P1611, P1661, P2014, P339, P349, P459  
 Nascimento J.: P831  
 Nassif M.: P1348  
 Nastasa A.: P387, P980  
 Nasybullina A.A.: P869  
 Natraj Setty H.S.: P1161  
 Navarin S.: P198, P427  
 Navarin S.I.: P565  
 Navarrete S.: P1078  
 Navarri R.: P1011  
 Navarro M.: P1259, P1783, P1785  
 Navas M.A.: P1939  
 Navazio A.: P393, P394  
 Nawar M.: P363  
 Nawata K.: P1979  
 Nawrocka S.: P129  
 Naya Leira C.: P1068  
 Ndongson Dongmo B.: P571  
 Nebot Margalef M.: P1061  
 Nechepurenko A.: P1986  
 Nechita A.: P1754  
 Nechita A.C.: P1432, P205  
 Nedeve T.: P941  
 Neef S.: P1145  
 Neglia D.: P1039, P1753  
 Nemeč P.: P1983, P859  
 Nemeč P.N.: P987  
 Nemeth B.T.: P1775, P1777  
 Nemkov A.: P2089  
 Nenezic A.: P1720  
 Neri P.: P991  
 Ness A.: P2034  
 Nessler J.: P1501, P1521, P2087  
 Nesterova N.: P246  
 Nesteruk J.U.: P2089

Nesti L.: P934  
 Nesti M.: P1351  
 Nestorovic E.: P352  
 Neto M.: P1819, P373, P943  
 Netuka I.: P990  
 Neubauer S.: P169  
 Neuzil P.: P1981, P2088, P255  
 Neves J.P.: P1724  
 Neves Pestana G.: P1096, P923  
 Newsome S.: P632  
 Ng L.L.: P177  
 Ng S.H.: P1565  
 Ngau Y.Y.: P1565  
 Ngo D.T.: P1000  
 Nickenig N.G.: P344  
 Nicoli F.: P1347, P1091, P1962, P2060  
 Nicolosi G.L.: P1851  
 Niedziela J.T.: P1049, P1700, P334, P390  
 Niedziela N.: P1049, P334  
 Nielsen N.: P561  
 Nielsen O.W.: P1660  
 Nielsen R.: P1247, P1648  
 Nieminen M.S.: P135, P1453  
 Niesing-Lut M.: P843  
 Nightingale A.K.: P1449, P1469, P392, P141  
 Nihoyannopoulos P.: P1759  
 Nijst P.: P1355, P1024, P218  
 Nikitin Y.P.: P1072  
 Nikolaev G.: P310  
 Nikolaidou T.: P1036, P1042, P278  
 Nikolaishvili N.: P863  
 Nikolic G.: P1720, P913  
 Nilsson E.: P499  
 Nilsson P.M.: P1186  
 Niranjana S.: P1245  
 Nishihata Y.: P1561  
 Nishikimi T.: P1144  
 Nishimura K.: P429  
 Nishimura S.: P430  
 Nistorescu D.: P1441  
 Nistri S.: P173  
 Nitsche A.: P1121  
 Nobrega A.C.L.: P1504  
 Nocerino P.N.: P1615  
 Noda T.: P220  
 Nodari S.: P181, P1109, P1734, P1981  
 Noguchi T.: P429  
 Nohara R.: P2059, P476, P808, P814  
 Nolan R.P.: P359  
 Noll G.: P1198



Nolte K.: P1092, P896  
 Normand C.: P1001  
 Nosaka M.: P1165  
 Nossikoff A.: P1728  
 Notarstefano P.: P368  
 Noura S.: P1427, P183, P184  
 Noutsias E.: P1946  
 Noutsias M.: P1664, P1944, P1946, P2100, P348  
 Novak E.: I348  
 Novak K.: P309  
 Novakova T.: P1636  
 Novo S.: P1045  
 Novoa M.: P1078  
 Nowak A.: P882  
 Nowak J.: P1049, P1700, P322, P334, P390  
 Nowicki A.: I349  
 Nozaki K.: 618, 621  
 Nozaqui C.: P523  
 Nozawa Y.: P1761  
 Ntalians A.: P2058  
 Ntantou E.: P947  
 Ntelios D.: P1950  
 Ntellos C.: P2048  
 Ntiloudi D.: P2048  
 Nucera S.: P547, P553, P554  
 Nunes S.: P1074, P1440  
 Nunez Botero E.: P1568, P507  
 Nunez E.: P1055, P1566, P2027, P2028  
 Nunez J.: P1055, P1137, P1566, P2027, P2028, P481  
 Nunez Villota J.: P1568, P320, P507  
 Nurkovic J.: P871  
 Nurkovic S.: P871  
 Nurtudinova N.R.: P959  
 Nuskova H.: P1170  
 Nuti R.: P1630, P1767, P1964, P1966, P805  
 Nyolczas N.: P1478, P1610, P1633  
 Nytroen K.: P1097  
 ○  
 O' Carroll G.: P436  
 O' Connell E.: I363, P1703, P436, P509  
 O Hanlon R.: P1005, I363  
 Oancea I.: P917  
 Obici L.: P1537, P1766  
 Obieglo M.: P1085  
 Obradovic S.: P1037, P1668, P2071, P277, P1035

O'brien T.M.: P1882, P833  
 Ochijewicz D.: P286, P413, P921  
 Ociessa A.: P1049, P334  
 O'connell E.: I236, P1683  
 O'connor C.: I410  
 O'connor C.M.: I418, 740, P1627  
 Octavio J.A.: P1454  
 Odegova A.A.: P579  
 Odeh R.: P874  
 Oehman J.: I38  
 O'gallagher K.: P1458  
 Ogawa H.: P429  
 Oguz D.: P1671  
 Oguz S.: P2001  
 Oh B.H.: P1525, P1732, P485, P492, P816  
 Oh D.J.: P510  
 Oh J.K.: I258, P196, P2005  
 Oh M.S.: P861  
 Oishi S.: P1714, P266, P493, P900, P903  
 Ojeda F.: P1081  
 Oka T.: P2094  
 Okabe J.: 21  
 Okada I.: P1064  
 Okajima K.: P493  
 Okazaki M.: P808  
 Okazaki Y.: P2059, P476, P814  
 Okuhara Y.: P1879  
 Olah A.: P1775, P1777  
 Olaru A.: P1545  
 Oldani M.: P1609, P993  
 Oldenburg O.: I37, I410  
 Oleinikov V.: P1637, P404, P433  
 Olga Tanana O.S.T.: P520  
 Oliva F.: P1442  
 Oliva M.R.: P1939  
 Oliveira A.: P1019, P1020  
 Oliveira G.G.: P1780  
 Oliveira J.: P345  
 Oliveira L.F.L.: P1780  
 Oliveira M.: P1530, P1532, P1534, P1934, P894, P936  
 Oliveira M.T.: 629, P1436, P1571  
 Oliveira S.M.: P1611, P2014, P1661, P349  
 Oliveira Santos J.: P1526  
 Olivera Santos J.: P1652  
 Olivero R.: P1428, P1429  
 Oliynyk D.: P1940  
 Olkowicz M.: P1795  
 Olmetti F.: P1173

Olmos Blanco C.: P197  
 Olofsson M.: P1486, P230, P253, P422, P428, P873  
 Olschewski A.: P580  
 Olschewski H.: P580  
 Olszewski R.: I349  
 Olympios C.D.: P1759  
 Omar E Reyes R.: P2047  
 Omar S.: P448  
 Omarov A.: P437  
 Omaygenc O.: I353, I356  
 Omersa D.: I364, I424, 625  
 Ondrasek J.: P1983  
 O'neil J.: P1077  
 Oneto J.: P1996  
 Ong H.A.: P1869  
 Ong H.Y.: P241  
 Ong M.: P479  
 Onishi T.: P493  
 Ono M.: P1979  
 Onoda T.: P457  
 Oomman A.: P1889  
 Opasic M.: P409  
 Opolski G.: P1501, P1765, P286, P921  
 Oppedisano F.: P528, P538, P539, P554  
 Orabona R.: P1026, P1030, P1658  
 Orban M.O.: P987  
 Ordones J.: P2023  
 Orea-Tejada A.: P1083, P1086, P1087, P1584, P225, P245  
 O'reilly J.: P1683  
 Orejas M.: P1939  
 Orellana-Figueroa H.N.: P1955  
 Oren R.M.: P1627  
 Orihara Y.: P1879  
 Orlandic O.: P1720, P913  
 Orlova I.A.: P2081  
 Orru' P.: P1544  
 Orso F.: I39, 28, P260  
 Orstavik O.: P1769  
 Orszulak M.: P1597, P2050  
 Ortalda A.: P407  
 Ortega Gonzalez S.: P197  
 Ortega J.: P1740, P1744  
 Ortis B.: P1114, P414  
 Ortiz De Murua J.A.: P317  
 Orzyłowska A.: P1795  
 Osadchuk M.A.: P1906  
 Osnes J.-B.: P1769  
 Ostadal P.: P238  
 Ostrovsky A.Y.: P1510

Ostrovsky Y.P.: P1510, P1512, P1751, P1487, P2113  
 Ostrovskii I.: P1140  
 Oteo Dominguez J.F.: P1877  
 Ottenblad E.: P1900  
 Otvos F.: P1792  
 Ouali S.: P263  
 Oualim S.: P1155  
 Ovchinnikova E.S.: 743, P2019  
 Overbeck H.: P1882  
 Oyanguren Artola M.J.: P1061  
 Oyiriaru C.: P1542  
 Ozabalova E.: P915  
 Ozbaran M.: P1511  
 Ozieranski K.: P1765  
 Ozturk M.: P1656  
 Ozturk P.: P1511

## P

Paana T.: P940  
 Pabel S.: P2106, P2107  
 Pablo-Santiago R.: P1083, P1086, P1087, P245, P1584, P225  
 Paccaloni L.: P2114  
 Pachet P.: P543  
 Pacileo G.: P1124, P1514, P1747, P1994, P973  
 Packer M.: P1908, P483  
 Padeletti L.: 1346, 1351, P1622  
 Padovano G.: P1739  
 Paganelli F.: P199  
 Paganoni A.M.: P1707  
 Pagava Z.: P1007  
 Paikousis L.: P1065  
 Palacio M.: P1628  
 Palacios I.: P1454  
 Paladin A.: P1105  
 Palau P.: P1137, P2028  
 Palau Sampio P.: P1568, P507  
 Palazzuoli A.: P1630, P1767, P1964, P1966, P805  
 Palecek T.: P926  
 Palermo P.: 1347, P1962  
 Palermo P.I.: P1460  
 Palfy J.: P1939, P1997  
 Palfy J.A.: P1472, P1639, P1947, P236, P237, P997, 1243  
 Palicka V.: P1952  
 Paljoskovska S.: P1676  
 Palladini G.: 164, P1537, P1766  
 Palladino M.T.: P973  
 Palma E.: P528

Palma Reis R.: P851  
 Palmisani L.: 1244  
 Palpacelli C.: P2114  
 Palumbo V.: P1630, P1964, P1966  
 Panagiotidis T.: P488  
 Panagopoulou N.: P2058  
 Pancani L.: 1367, 620  
 Paneroni M.: P391  
 Panesar D.: 741  
 Pang Q.: 1350  
 Pang Y.: P1451  
 Paniagua Martin M.J.: P1068  
 Paniagua Olmedillas J.: P317  
 Panic G.: P2071  
 Panigada G.: P830  
 Pankova N.: P577, P578  
 Pantziou H.: P2078  
 Panzenboeck A.P.: P883  
 Paola Vieyra-Hernandez M.: P1904  
 Paoletti Perini A.: 1346, 1351, P1622  
 Paolillo S.: P316, P879  
 Paone S.: P528  
 Papa I.: P1109, P1734  
 Papa S.: 1415, P491  
 Papadimitriou D.: P1702, P2104  
 Papageorgiou A.P.: 736  
 Papageorgiou N.: 1359  
 Papagiannis G.: P1702, P2104  
 Papamikroulis G.A.: P2103  
 Paparisto V.: P1130, P2120  
 Papasaikas D.: P1702, P2104  
 Papazachou O.: P2058  
 Papingiotis G.: P1638  
 Papp J.G.Y.: 19  
 Papp Z.: 1261, 19  
 Pappas L.: P2078  
 Parada F.: P1096  
 Parada-Pereira F.: P1095, P459  
 Paradies V.: P1579  
 Paraskevopoulou E.: P1891, P420  
 Paraskevopoulou P.: P1891, P420  
 Parati G.: P1609, P414, P950, P993  
 Paratz J.D.: P461  
 Parcharidou D.: P1950, P2048  
 Pardo Gonzalez L.: P1634  
 Parenica J.: P1016, P238  
 Parepa R.L.: P1920  
 Parisi V.: P879  
 Parisis C.: P1080  
 Parisis J.: 128, P1638, P1681, P2052, P2078, P290, P832  
 Parisis J.P.: P826

Park C.B.: P2067  
 Park C.S.: P1029  
 Park D.G.: 132, P510  
 Park G.U.: P1943  
 Park H.: P220  
 Park H.J.: P1814  
 Park H.S.: P1054, P403  
 Park J.C.: P2092, P288  
 Park J.J.: 132, P510  
 Park J.-P.: P1434  
 Park J.Y.: P1529  
 Park K.-S.: P303  
 Park S.-D.: P303  
 Park S.J.: P1784  
 Parker J.D.: P328, P330  
 Parlapiano S.: P260  
 Paroni G.: P2101  
 Pasanisi E.: 180, P1562  
 Pasceri V.: P1485, P1550  
 Paschalis A.: P1702  
 Paschiuti L.: P414  
 Pascual M.: P1004  
 Pascual-Figal D.A.: 1259, P1783, P1785, P2027  
 Pasini F.: P1762  
 Paskeev D.: P1986  
 Pasnisinova S.: P859  
 Pasquale F.: P522  
 Pasquali V.: P1667  
 Pasqualucci D.: P1544  
 Passino C.: 180, 1846, P1191, P1562, P407, P468, P934  
 Pasterkamp G.: P527  
 Pastor C.: P1055, P945  
 Pastor M.C.: P2027  
 Pastor-Perez F.J.: 1259, P1783  
 Pasztorne E.T.: 1261  
 Patacchioli F.R.: P1667  
 Patawaran J.: P2056  
 Patchenskaya I.V.: 1843  
 Patel M.: P280  
 Patel N.: P1621  
 Paterno Marchioli C.A.: P1995  
 Patil V.P.: P2100  
 Patsilinafos S.: P1891, P420  
 Patterson J.H.: P1627  
 Paturzo M.: 623, P2040  
 Paulis L.: P1180  
 Paulus W.J.: P573  
 Pauws S.C.: P254  
 Pavlovic D.: P1800, P2108  
 Pavlovic S.U.: P1048



- Pawal P.: P1575  
 Pawlowski B.: P2055  
 Paya A.: P320, P481  
 Paya Chaume A.: P2028  
 Payne A.: P359  
 Pazmanova T.: P331  
 Pe' M.E.: P1191  
 Peacock W.F.: P280  
 Pearce S.: P315  
 Pego M.: P1875  
 Peixoto E.C.S.: P340, P380, P975, P977  
 Peixoto R.T.S.: P340, P340, P377, P377, P377, P380, P975, P975, P977, P977  
 Pelaez V.: P1083, P1086, P1087, P245  
 Pelaez\_Hernandez V V.: P1584, P225  
 Pellegrino M.: P1099, P1746  
 Pellegrino T.: P316, P879  
 Peller M.: P1765, P286  
 Pelliccia F.: I237, P1485, P1550, P239  
 Pellicori P.: I75, P1013, P1031, P1036, P1042, P278  
 Pello E.V.: P1072  
 Pellone F.: P2114  
 Pelouch R.: P1490  
 Peluso D.: I425  
 Pena J.: P1733, P480  
 Penco M.: P1644, P996  
 Penes D.: P1465, P1913  
 Penjaskovic D.: P1048, P2071  
 Penn M.P.: I42  
 Pepera G.: P1149, P2125  
 Peperas G.: P1149, P2125  
 Paradejordi Lastra M.: P1505  
 Paradejordi M.A.: P920  
 Perazzolo Marra M.: P354  
 Perdomo Londono D.C.: I423  
 Perea Gil I.: P1776, I257, I260  
 Perego G.: P1609, P993  
 Pereira A.: P1488, P1489, P1651, P1653, P401  
 Pereira D.: P1819, P373, P943  
 Pereira Da Silva A.: P421  
 Pereira G.: P242  
 Pereira H.: P1118, P1755, P1930  
 Pereira J.: P1019, P1020  
 Pereira J.G.: P1520  
 Pereira T.V.: P2077  
 Pereira V.H.: P894  
 Pereiro Gonzalez S.M.P.G.: P1953, P2045  
 Perek B.: P1810  
 Perez Martin A.: P1523  
 Perez Serrano M.: P197  
 Perez-Cabanas E.: P1083, P1086, P245  
 Perez-Calvo J.I.: P1116, P1655, P1874  
 Perez-Martinez M.T.: I259, P1783, P1785  
 Perfetto F.: P1537  
 Pergolini A.: P986  
 Periasamy D.M.: P1894  
 Perkan A.: P1758  
 Perkov S.: P409  
 Perlini S.: I64, P1537, P1766, P1959  
 Pern T.: P1471  
 Perna E.R.: P1121, P1663  
 Perna G.P.: I36, P1448, P1878, P191, P811, P817  
 Pernencar S.: P1128  
 Pernicky M.: P822  
 Perpinia A.: P1638  
 Perrea D.: P1811, P2116, P544  
 Perrone Filardi P.: P879  
 Perrone G.: P1667  
 Perrone T.: I64, P1537  
 Perrone-Filardi P.: I847, P1009, P316, P445, P914  
 Perruso L.L.: P962  
 Persampieri S.P.: P1985  
 Perseghin G.: P840  
 Pershenkov V.S.: P568  
 Pershukov I.: P437  
 Persidskikh Y.: P1617  
 Persson H.: P1053  
 Persson H.P.: P244, P256  
 Pessoa De Melo L.M.: 627, P426  
 Pestana G.: P1095, P2066, P285, P459  
 Pestana G.P.: P497  
 Peters K.: P376  
 Petkovic - Curic S.: P2071  
 Petraio A.: P1124, P1514, P1747  
 Petrak J.: P1170  
 Petrela E.: P1650  
 Petrescu L.: P484  
 Petricevic M.: I352  
 Petrie M.: P1077  
 Petrie M.C.: P1017, P862  
 Petrisheva A.V.: P1090, P1175, P1772  
 Petroni R.: P1644  
 Petrou E.: P1452  
 Petrovic D.: P1679, P463  
 Petrovic-Nagorni S.: P1556  
 Petrucci R.: P1120, P1739  
 Petruzzo A.: I367, 623  
 Pettersen K.I.: P342, P971, P972, P1590, P337  
 Petyunina O.V.: P1162  
 Peyrol M.: P199  
 Pezzuto B.: I415, P491  
 Pharithi R.B.: P1163, P2126, P271  
 Philip L.: P234  
 Philippou K.: P1692  
 Phillips M.: P1447  
 Piatkowski R.: P286, P921  
 Picano E.: I68  
 Picardi E.: P1093  
 Picarra B.: P1530, P1532, P1533, P1534, P1535, P1949, P289, P291, P295, P936, P938  
 Piccoli A.: P198, P820  
 Pidello S.: P351, P353  
 Piechota M.: P1196  
 Piegari E.: I252, I65, P536  
 Piepoli M.: 622, P1115, P1608, P1984, P405  
 Piepoli M.F.: P1100, P1817, P192, P1956, P468, P855, I846, P1718  
 Pieragnoli P.: I346, I351, P1622  
 Pierandrei C.: P259  
 Pieske B.: I248, I345, I63, P1033, P1092, P1494, P1528, P1778, P1793, P1938, P2117, P2118, P402, P431, P478, P541, P542, P896, P909, P512  
 Piestrzewicz K.: P2069  
 Pietila-Effati P.: P940  
 Pietri P.: P1715  
 Pietrucha T.: P1041  
 Pietruschka W.J.: P1098  
 Pifarre L.: P2063  
 Piferova L.: P926  
 Pilant D.A.: P1760  
 Pilat L.: P1640  
 Pilato E.: P522  
 Pilon N.: P1004  
 Pimenta J.: P960  
 Pimentel Quezada Y.: P194, P313  
 Pina I.L.: P1627  
 Pinamonti B.: P296, P931  
 Pineda-Juarez J.A.: P1083, P1086, P1087, P245, P1584, P225  
 Pinheiro I.: P421  
 Pinho P.P.: P1973, P2111  
 Pinho T.: P1019, P1020, P1195, P1661, P2013, P2014, P285, P287, P924  
 Pini D.: P393, P394

- Pinna G.D.: P1173, P1960  
Pintalhao M.: 742  
Pintaric H.: P1645, P2002  
Pinto F.: P345  
Pinto P.: P1488, P1489, P1651, P1653, P401  
Pinto R.: P1095, P1096, P285, P459, P899, P923  
Pinto R.P.: P1973  
Pinto Y.: 736  
Pinto Y.M.: P1689, P1880  
Pinto-Do-O P.: P533  
Pinto-Teixeira P.: P345  
Piotrowicz Katarzyna K.P.: P1433  
Piotrowski W.: 18, P556  
Piper S.: P1431, P1669, P188, P841, P891  
Pirk J.: P235, P859, P990  
Pirla Buxo M.J.: P1133, P1705  
Pirretas L.: P2063  
Pirro F.: P1545  
Pisaruk A.S.: P1426  
Pisaryuk A.S.: P1580, P963  
Piscopo G.: P546  
Pisoni M.: P991  
Pitarokoilis M.: P306  
Pitsavos C.: P462  
Pitsiou G.: P488  
Pitt B.: P1992  
Pittella F.: P1069  
Pivetta A.: P298  
Pizzetti F.: P368  
Placier S.: P1164  
Plank F.: P227  
Plante-Bordeneuve V.: 1844, P949, P935  
Plata C.: P1002  
Platto F.: P1588, P1988, P210  
Ploesteanu R.L.: P1754  
Pluhacek T.: P1170  
Plymen C.: P1431  
Pocanic P.D.: P409  
Pocesta B.: P201, P2098  
Pocinho R.: P1886, P202  
Podbolotov R.: P385  
Poder P.: P1471  
Podoleanu C.: P1870  
Podolec P.: P1032, P1745  
Podrouzkova H.: P884  
Poelzl G.: P227, P300  
Pogacean S.: P1552  
Pohl C.V.: P2100  
Pokorna E.: P1038, P2025  
Pokushalov E.: 1250, 1354  
Poletti R.: 180, P934  
Polevoda V.: P885  
Polgar B.: P1478  
Poli S.: 626  
Poliakova A.A.: P292  
Polic S.: P309  
Polidano E.: 17, P1164  
Polikutina O.M.: P570  
Polizzi V.: P986  
Polkey M.: P315  
Poller W.: P2110, P1528  
Pollesello P.: 163, 19, P1453  
Polonetsky O.L.: P1510  
Polonski L.: 747, P1501, P1700, P322, P390  
Polos M.: 739  
Poltavskaya M.G.: 1843, P2057, P460  
Polyanskaya E.: P905, P911  
Ponikowski P.: 129, 1414, 22, 747, P1051, P1483, P1501, P1573, P2021, P322, P955, P1718  
Pontes Dos Santos R.: P1651, P1653, P401  
Pontes Dos Santos R.A.: P1534, P1949  
Pontes R.: P1533  
Pontnau F.: P1917  
Pontrelli G.: P1602  
Pontuch P.: P331  
Ponz De Antonio I.: P1711, P384  
Pop D.: P451  
Popescu D.: P311  
Popescu L.: P1554  
Popescu M.I.: P1171, P1172  
Popescu R.A.: P1050, P1687, P1892  
Popilkova O.: P995  
Pop-Moldovan A.: P1640, P970, P549  
Popov S.: P1987  
Popov T.: P2071, P252  
Popova A.: P578  
Popovic B.: 134  
Popovic V.: 745  
Porcu M.: P1544  
Porokhovnikov I.: P1946, P348  
Porporato P.: P1815  
Porretta V.: P1644  
Portnychenko A.: P1192  
Porto P.: P1504  
Portoghese M.: 1850  
Portugues J.M.: P894  
Poscia R.: 1415, P491  
Post H.: P1778, P1793, P2117, P2118  
Post M.C.: P2088  
Posteraro A.: P1028  
Potenza D.R.: P2101, P367  
Potus F.: P581  
Poullianitis N.: P544  
Poulos G.: P350  
Poulsen S.H.: P1659, P371  
Pousset F.: P937  
Povarova T.: P212, P385  
Poveshenko O.: 1250  
Poyarkina I.R.: P976  
Pozzi A.: P1017  
Pradas-Irun C.: P1781  
Pradhan A.K.: P2082  
Prado Gotor B.: P928  
Prasad S.K.: 632  
Pratesi A.: P260  
Prat-Vidal C.: 1257, 1260, P1776, P1786, P1790  
Precht B.C.: P1504  
Pres D.: P1700  
Prescott R.W.G.: P835  
Prihartono J.: P1094  
Primessnj U.: 163, P402  
Primo J.: P1934  
Prior D.: P2034  
Prior G.: P514  
Prisuc O.: P1148  
Pristipino C.: P1550  
Privalova E.V.: P1548, P304  
Privarova L.: P1636  
Priya S.: P2082  
Prkacin I.: P409  
Proclemer A.: 1361  
Proietti E.: P1028  
Prokhorova D.: 1354  
Prontera C.: P1039, P934  
Protasov V.N.: P1682, P423  
Provencher S.: P581  
Providencia R.: 1359  
Prud'homme M.: 17, P1164  
Pryse-Hawkins H.: P1467  
Ptasinskas T.: P1756  
Ptaszynska-Kopczynska K.: P1151, P1620, P1999, P2050  
Pucci M.: 1251, P838  
Pudil R.: P1952  
Puente-Lanzarote J.: P1874  
Puetz D.: P1770  
Puga L.: P1623, P1726  
Pugliese F.: P1956



Pujades-Rodriguez M.: 1849, 675  
Pulignano G.: P1993, P279, P443,  
P477, P852  
Pulkki K.: P1681  
Punjabi N.: 1410  
Puppe F.: 1241  
Purnomowati A.: P1722  
Puschita M.: P549, P970  
Pushkarev G.S.: P2054  
Puskar S.: P1581  
Pusnik Vrckovnik M.: P1905  
Putnik S.: P352  
Putnikovic B.: 745, P431  
Putri V.K.P.: 1419  
Putzu P.: 175  
Puvi K.: P1471  
Puymirat E.: P358  
Puzzovivo A.: 678  
Pyko S.A.: P292

## Q

Qin J.: P1446, P1885  
Qin S.: P1446, P1885  
Qirko S.: P2012  
Quaegebeur A.: 736  
Quaife R.A.: P1990  
Quartarone L.: P219  
Querjeta R.: P1670  
Quiete S.: P1739  
Quijano M.: P1002  
Quina-Rodrigues C.: P1690, P1941,  
P533, P942  
Quintas Ovejero L.: P1553, P2000,  
P2006  
Quka A.: P1888

## R

Raake P.W.: P1516, P262, P897  
Rabago R.: P1939  
Rabczenko D.: P1596  
Rabrenovic M.: P1720  
Rachok L.V.: P1539, P918  
Racioppi L.: P1176  
Radchenko G.: P2083  
Raddino R.: P1762  
Radeljak A.: P409  
Rademaker M.: P1189  
Radenovic S.: 1248, P1037, P1668,  
P415, P431  
Radini D.: P450, P852  
Radojicic Z.: 745  
Radovanovic M.: P1105, P2065

Radovanovic N.: P1105, P2065  
Radovanovic S.: P1193  
Radovits T.: P1775, P1777, P543  
Radu A.: P494  
Radu D.A.: P980  
Radwan M.: P1547  
Rafehi H.: 21  
Raglianti V.: P1562  
Ragusa R.: P1039  
Raharjo S.B.: 1419  
Rahman F.: P1540  
Rahman M.T.: P1974  
Raileanu G.: P864  
Raileanu M.: P1060, P1450  
Raimondo R.R.: 679  
Rajani R.: P1431, P188, P891  
Rajda M.: P1014  
Rajic D.: P1105, P1737, P2065  
Rajic J.: P519  
Raju P.K.: P1575  
Rakhmonkulov E.J.: P1635  
Rakisheva A.: P1007, P1961  
Ramani F.: P931  
Ramazanov J.: P437  
Ramcharitar S.: 1350  
Rametta F.: P368  
Ramires J.A.F.: P217, P426  
Ramiro Ortega E.: P194, P313  
Ramjankhan F.Z.: P1601  
Ramos S.: P2048  
Ramon Ferrandis J.M.: P507  
Ramon J.M.: P1568  
Ramos D.: P1875  
Ramos M.: P530  
Ramos R.L.: P1074, P1440  
Rampengan S.: P1094  
Randone S.: P219  
Rangel Sousa D.: P2016, P267  
Rapacciuolo A.: P302  
Rapezzi C.: P522  
Raposeiras Roubin S.: P1647  
Rasmussen H.H.: 1246  
Raspopova T.N.: P1971  
Rasputin V.: P827  
Rasputina L.: P827  
Rastam L.: P1186  
Rasulova Z.D.: P1895, P215, P806  
Ratkovic N.: P1035, P277  
Ratto R.D.: P920, P1505  
Rauch U.: P346  
Ravassa S.: P1053, P1670  
Ravindranath K.S.: P1161

Ravingerova T.: P1823  
Raya A.: P1786  
Raza F.: P203  
Razavi R.: P892  
Razin V.A.: 26  
Re F.: 1848  
Rea A.: P1124, P1514  
Realì M.: 1415  
Rebocho M.J.: P1724  
Rebora P.: P2040  
Recio Mayoral A.: P928  
Recio-Platero A.: 1358  
Reda A.A.: P564  
Redding S.: P841  
Redgaboef H.A.: P215  
Redondo-Gelvez A.M.: P1665, P2018,  
P411  
Redzek A.: P519  
Refaat Azab S.: P228  
Refae M.: P270  
Refatllari I.: P1130, P2120  
Regamey J.: P1004  
Regazzoni V.: P1762  
Regic E.: P871  
Regitz-Zagrosek V.: P512  
Regnault V.: 134  
Rehulka P.: P1952  
Rehulkova H.: P1952  
Reichert C.: P200  
Reil J.-C.: P978  
Reina-Couto M.: P2030  
Reis L.: 1845, P1532, P1533, P1534,  
P1535, P1623, P1949, P289, P291,  
P295, P400, P831, P936, P938  
Reiter G.: P2117, P2118  
Reiter U.: P2117, P2118  
Rekik B.: P1750  
Rekovets O.: P1129, P2083  
Religa P.: P1199  
Rena G.: P1970  
Renedo M.F.: P1505, P920  
Rengo F.: P1717  
Rengo G.: P316, P879  
Rentoukas I.: P2099  
Repasos E.: P2058  
Repin A.N.: P240  
Repolho D.: P1118  
Repova K.: P1180  
Reppas E.: P301  
Resic N.: P2062  
Resino Santamaria S.: P1006  
Resta M.: P360

- Restrepo Cordoba M.A.: P1877  
 Revilla A.: P2091  
 Rey M.: P1939  
 Reynolds N.: P2038  
 Reynolds S.: P893  
 Rhee M.-Y.: P501  
 Rhew J.-Y.: P1434  
 Rial Baston V.: P1003, P1587, P1613, P1711, P264, P384  
 Rial V.: P314, P389  
 Riba A.: P1782  
 Ribeiro B.: P807  
 Ribeiro F.F.: P1780  
 Ribeiro Galantini D.: P1067  
 Ribeiro J.: P1886, P1934, P1977, P202, P831  
 Ribeiro J.M.: P1623, P1726  
 Ribeiro R.: P807  
 Ribeiro V.: P1611, P339, P349, P923, P924  
 Riccardo Sperlinga R.S.: P1693  
 Ricceri I.: I346, I351, P1622  
 Ricci G.: P360  
 Ricci R.: P216  
 Ricciardi G.: I346, I351, P1622  
 Riccini C.: I70, P1893  
 Riccio G.: P546  
 Richards L-H Ling A.M.: P241  
 Richards A.M.: I240, I78  
 Richkova L.V.: P1592, P976  
 Richter C.: P1145  
 Richter M.J.: P370  
 Ridocci Soriano F.: I423  
 Riegel B.: 620, P2037, P2040  
 Riehle C.: P551  
 Riess H.: P1102, P471  
 Rieth A.: P1122, P370  
 Righini F.M.: I74, P1011, P1812, P904  
 Rigo F.: P441  
 Riustama J.M.: P254  
 Riley J.P.: P1698  
 Rilo Miranda I.: P1553, P2000, P2006  
 Rimbas R.C.: P2011  
 Rinaldi G.: 24  
 Rinaldi M.: P351, P353  
 Rinkuniene D.: P1010  
 Rios V.: P487  
 Ristic A.: P277  
 Ristic M.: P352  
 Risum N.: 633  
 Rivas C.: P1697, P1701  
 Rivas Lasarte M.: I40, I417, I31
- Rivellino A.: I252, I65, P536  
 Rivera A.: P1078, P902  
 Rivetti L.: P1114  
 Rizzello V.: P1028  
 Rizzo C.: I422, I72, 678, P1577, P1579, P1672, P1684, P964  
 Rizzola G.: P1766  
 Roa-Diaz Z.M.: P1665, P2018, P411  
 Robbi E.: P1960  
 Roberto-Roncon Jr R.: P533  
 Robertson A.D.: P1990  
 Robinson-Smith N.: P1980  
 Robledo-Carmona J.: P1567  
 Roblek T.: P842  
 Robles-Mezcua A.: P1567, P1955  
 Roca Castro R.: P1006  
 Rocca P.: P991  
 Rocco E.: I81, P1109, P1734  
 Roch A.: P199  
 Rocha A.: P1095, P1096, P287, P459  
 Rocha Goncalves F.: P1019, P1020, P1190, P1195, P1926, P287, P299  
 Rocha Rodrigues G.M.: I239  
 Rocha S.: P1690, P1941, P942  
 Rodegheri-Brito J.: I238  
 Roderburg C.: P1723  
 Rodgers C.: I69  
 Rodrigues Dos Santos M.: P232, P956  
 Rodrigues G.: P1724  
 Rodrigues J.: P1095, P459, P929  
 Rodrigues J.D.: P1096  
 Rodrigues P.: 737  
 Rodrigues R.: P1661, P2014, P2068, P257, P345, P373  
 Rodrigues R.R.: P1973, P2111  
 Rodriguez C.: P1507, P2072  
 Rodriguez Diego S.: P1634  
 Rodriguez M.: P1697, P1701  
 Rodriguez M.J.: P1078  
 Rodriguez Manero M.: P1614  
 Rodriguez-Bailon I.: P1735  
 Rodriguez-Costoya I.: P1428, P1429  
 Roerth R.: P862  
 Roeske C.: P1787  
 Rogdakis E.: P306  
 Rogers D.: I359, P1632  
 Rogovskaya Y.U.: P1527  
 Roh J.V.V.: P1029  
 Roig E.: P2023  
 Roig Minguell E.: P1133, P1705  
 Rojas-Sanchez L.Z.: P1665, P2018, P411
- Rolinski J.: P529, P531  
 Rolong B.: P1078  
 Roman Garcia F.: P508  
 Romanenko O.: P1594  
 Romano G.: P1626, P229, P958  
 Romano M.M.D.: P1780  
 Romano S.: P1644, P996  
 Romanov A.: I250  
 Romanovov A.: I354  
 Romanovskaya E.: P1637, P404  
 Romanovskiy D.V.: P2113, P1619  
 Romero A.: P236, P997  
 Romero Daza A.: I243, P1472, P1997, P237, P1639  
 Romero-Rodriguez N.: P2016  
 Romito R.: I422, I72  
 Rommel K.: 624  
 Rommel K.P.: I67  
 Roncales G-Blanco F.: P1655  
 Roncon Albuquerque Jr R.: P534, P575  
 Rontogianni D.: P544  
 Roque D.: P185, P276, P432, P908  
 Ros A.: P1697  
 Rosano G.: I237, I256, P1107, P1167, P1176, P1937, P239, P272, P552, P912  
 Rosano G.M.C.: P1009, P1459, P1485, P1550, P1557, P1991, P2122, P2123, P2124, P217, P335, P438, P440, P466, P865, P946, P1169, I847, P445, P914  
 Rosario Cruz I.: P1930  
 Rosillo Rodriguez S.O.: P1587, P264  
 Ross H.: P359  
 Rossi A.: I851, I851, P1569, P1896, P216  
 Rossi D.: P1173  
 Rossi E.: I39, 28, P354  
 Rossi F.: I252, I65, P1937, P536, P912  
 Rossi J.: P1442  
 Rossi L.: 622, P1115, P1608, P1984, P405  
 Rossignol P.: P1992  
 Rossini R.: P1524  
 Rosso G.L.: P563  
 Rosso J.R.: P935  
 Rotman S.: P1004  
 Roubille F.: P1899  
 Rouleau J.L.: P483  
 Roura S.: I257, I260, P1776, P1790, P1916, P2091  
 Rouskas P.: P1950  
 Rousseau M.: P1043, P1056, P1688  
 Rovo L.: P1792



- Rowell N.: P1474  
 Roy E.: P1507, P2072  
 Rozentryt P.: 747, P1049, P1501, P1700, P322, P334, P390  
 Rozwadowska N.: P1810  
 Rroji M.: P1119  
 Rubchevsky V.: P2115  
 Rubinchik V.: P310  
 Rubino M.: P1994  
 Rubio J.: P1116  
 Rubio-Gracia J.: P1655, P1874  
 Rudyk I.: P2003  
 Ruggieri A.: P229  
 Ruhparwar A.: P1516, P262, P897  
 Ruigomez A.: P1079  
 Ruivo C.: P1128, P1921, P910  
 Ruiz L.: P1996  
 Ruiz Olgado M.: P317  
 Ruiz Ortiz M.: P1634  
 Ruiz S.: P1428, P1429  
 Ruiz Salas A.: P1567  
 Ruiz-Laiglesia F.: P1874  
 Ruiz-Salas A.: P1559, P1733, P480  
 Rumiz E.: P2028  
 Runikhina N.K.: P2053  
 Runov A.: P281  
 Ruocco G.: P1630, P1767, P1964, P1966, P805  
 Ruozzi G.: P1807  
 Ruppert M.: P1775, P1777  
 Rusai K.: 741  
 Ruschitzka F.: P1001, P1197, P1198  
 Russell S.D.: P1606  
 Russkikh I.: P1140  
 Russo A.: P2101, P367  
 Russo C.F.: P1850  
 Russo G.: P473, P477  
 Russo M.: P450  
 Russo M.G.: P1124, P1514, P1747  
 Russo R.: P1252, P165, P536  
 Russo V.: P25, P820  
 Rutschow S.: P1593, P346  
 Rutten F.H.: P1366, P1582  
 Ruygrok P.: P2088  
 Ruyra X.: P2091  
 Ruzov V.: P1456  
 Ryabov V.: P1527  
 Ryabova T.: P1527  
 Ryabova T.R.: P240  
 Rychlak R.: P1521  
 Ryzek Robert R.R.: P1433  
 Ryndina N.: P823
- Rysz J.: P1041  
 Ryu K.H.: P1738  
 Ryu S.K.: P1529  
 Rywik T.: P1462
- S**  
 Sa C.: P2068, P257  
 Sa F.: P1921  
 Sa J.: P1901, P845  
 Saba M.: P1245  
 Sabaka P.: P1491, P1911  
 Sabanovic Bajramovic N.: P2062  
 Sabatini A.: P498, P500, P502  
 Sabato R.: P1958  
 Sabbah H.N.: P1255, P20, P1771  
 Sabirzyanova E.R.: P1592, P976  
 Saboe A.: P1722  
 Sacca' G.: P1109  
 Sacchi S.: P1622  
 Sacristani P.: P1734  
 Sadacharan S.: P848  
 Sado D.: P1458  
 Sadouane M.: P131  
 Sadoune M.: P17, P418  
 Sadykova D.K.: P1090, P1175  
 Safarova A.F.: P1426  
 Saffronenko V.A.: P1457  
 Sagach V.F.: P1179, P1824  
 Sahin A.A.: P1671  
 Sahin M.: P999  
 Saito M.: P956  
 Saitou T.S.: P1631  
 Sakai T.: P1957, P457  
 Sakata K.: P457  
 Sakowicz A.: P1041  
 Sakuma T.: P220  
 Sakuragi S.: P1040, P1903, P965  
 Sala J.: P185, P276, P432, P908  
 Sala M.: P1367  
 Saldarriaga C.I.: P1002, P1078, P998  
 Salem J.E.S.: P1515  
 Salem K.: P1438, P1473, P1820, P1919, P810  
 Salemi V.C.M.: P1933  
 Salerno A.: P1107  
 Salerno G.: P25, P1052, P1514, P1994, P566, P973  
 Sales A.L.F.: P525  
 Salgado A.: P942  
 Salgado-Somoza A.: P560, P561  
 Salguero E.: P1002  
 Salih M.: P530
- Salinaro F.: P164, P1537, P1766  
 Salinger-Martinovic S.: P1037, P1668  
 Salles E.F.: P962  
 Salles V.: P1917  
 Salpagarova Z.: P907  
 Salterain Gonzalez N.: P854  
 Salterain N.: P1628  
 Salvi A.: P1758  
 Salvi N.: P1357, P1522  
 Salvioni E.: P1347, P1091, P468  
 Salyamova L.: P1637, P433  
 Salzano A.: P424  
 Salzano G.S.: P1615  
 Samentzas A.: P1702, P1715, P2104  
 Sammut M.: P1479  
 Samotaev N.N.: P568  
 Sampaio F.: P1977  
 Samperiz P.: P1116  
 Samuel Avila M.: P1067  
 Samuel J.L.: P17  
 Samura T.: P1898, P1969  
 San Martin Prado A.: P1523  
 San Roman J.A.: P1358, P2091  
 Sanchez A.: P1947, P236  
 Sanchez B.: P1260  
 Sanchez Margallo F.M.: P1809  
 Sanchez Paule Y.: P1061  
 Sanchez S.: P1423  
 Sanchez Vega J.: P1705  
 Sanchez-Margallo F.M.: P1776, P1786, P1790  
 Sanchez-Marteles M.: P1655, P1874  
 Sanchez-Mas J.: P1259, P1783, P1785  
 Sanchez-Recalde A.: P264  
 Sanchez-Santillan R.R.: P1584, P1086, P245  
 Sanchis J.: P1055, P1568, P2027, P2028, P320, P481  
 Sancho N.: P1428, P1429  
 Sandek A.: P232, P321, P956  
 Sandercock G.R.: P2125  
 Sanders R.: P2034  
 Sandford T.: P1071  
 Sandgren A.S.: P1082  
 Sandor G.G.: P1150  
 Sandorfi G.: P1618  
 Sandri M.: P167  
 Sani G.: P1909, P819  
 Sanlialp M.: P829  
 Sanna N.: P1544  
 Sansores Hr R.: P1584  
 Santa Maria H.: P1742



- Santangelo L.: P1994  
 Santangelo S.: P1758  
 Santarelli S.: 25, P198, P427, P820  
 Santas E.: P1137, P1566, P1568, P481  
 Santas Olmeda E.: P320  
 Santavy P.: P369  
 Santellano-Juarez B B.: P1584, P225, P1083, P1087  
 Santesmases J.: P1112, P454, P945  
 Santillan-Sanchez R R.: P225  
 Santos A.: P1763  
 Santos B R.: P1975  
 Santos B.M.S.: P2036  
 Santos Iglesias J.L.: P317  
 Santos J.O.: P1520  
 Santos L.: P293  
 Santos M.: P575  
 Santos O.: P1500, P242  
 Santos R.: P1530, P1535, P289, P291, P295, P936, P938  
 Santos R.P.: P1488, P1489  
 Santos-Ribeiro D.: P1189, P1791, P581  
 Sanz R.: 738  
 Sanz Ruiz R.: P1809, P902  
 Sarafov S.: P1536  
 Saraiva F.: P1128  
 Saraiva F.S.: P2111, P497  
 Sarapohja T.: P1453  
 Sarchosi S.: P2116  
 Sargento L.: P851  
 Sari I.: P1671  
 Saric S.: P1649  
 Sarmento P.M.: P1901, P845  
 Sarnago F.: P902  
 Sarnago-Cebada F.: P812  
 Sarocchi M.: P332  
 Sassi C.: P1812, P904  
 Sassi V.S.: P1460  
 Sasso L.: P1062, P2035, P981  
 Sathyamurthy I.: P1889  
 Sato N.: P1957, P2086, P804  
 Satogami K.: P1761  
 Satue J.A.: P1523  
 Saurit V.: P487  
 Savarese G.: 1847, P302, P438, P445, P914  
 Savenkova G.: P1987  
 Savic L.: P1737, P2075  
 Savvatis K.: P542  
 Sawada T.: P493  
 Sawicka E.: P1151  
 Sayfiddinova N.B.: P1495  
 Sayour A.A.: P1775, P1777  
 Sazonova Y.: P310, P1912  
 Sbarigia M.: 1237, P239  
 Scafa Udriste A.: P849  
 Scagnetto A.: P450  
 Scala L.: P1569  
 Scala O.: P316  
 Scali M.C.: 168  
 Scalvini S.: P1707, P391  
 Scapigliati A.: P813  
 Scarano F.: P528, P538, P553, P554, P555  
 Scarcella A.: P538, P553, P554, P555  
 Scardovi A.B.: P216  
 Scardovi A.S.: 679  
 Scardulla C.: P1626, P958  
 Scarparo P.: 1357, P1522  
 Schaefer K.: 735, P521  
 Schekotov V.V.: P1175, P1772  
 Scherbakov N.: P321  
 Schermuly R.T.: P1117  
 Scherr D.: P2117, P2118  
 Scheuler S.: P1980  
 Schindler K.: P386  
 Schino P.: P1120  
 Schirmer S.H.: P978  
 Schiuler G.: 167  
 Schlattmann P.: P1944, P1946, P2100, P348  
 Schlensak C.: P357  
 Schmid J.P.: P1718  
 Schmidhauser M.: P1004  
 Schmidt A.: 1345  
 Schmidt A.F.: 1849  
 Schmitter D.: 743  
 Schmitto J.: P357  
 Schneider B.: P1538, P376, P925  
 Schneider M.: P406  
 Schnepf W.: P261  
 Schoeller R.: P1538  
 Schoenland S.O.: P1516  
 Scholte A.J.: P1753  
 Schou M.: P395  
 Schroen B.: 736  
 Schroeter M.R.: 735  
 Schuler G.: 624, P282  
 Schultheiss H.P.: P1528, P1938, P542  
 Schulz M.: P1015  
 Schulze P.C.: P1664, P1944, P1946, P2100  
 Schwab J.: P1538  
 Schwaiger M.L.: P406  
 Schwartz T.A.: P1627  
 Schwarzl M.: P1081, P1778, P1793, P576  
 Schwende H.: P1908  
 Sciatti E.: P1026, P1030, P1588, P1658, P1762, P1988, P2110  
 Sciborski K.: P186  
 Scicchitano M.: P547, P555  
 Sciomer S.: 1415, P491  
 Scvortcov A.A.: P2022  
 Sdiri W.: P2015, P496  
 Seabra D.: P1488, P1489, P1651, P1653, P401  
 Searle J.: P1881  
 Searle J.S.: P449  
 Sebo M.S.: P987  
 Secco G.M.: P1998  
 Secco L.S.: P1953, P2045  
 Sechtem U.: P1538  
 Secnik Jr P.: P1038, P2025  
 Sedov V.P.: P2057  
 Seed A.: P1058, P994  
 Seeger W.: P370  
 Seferi S.: P1119  
 Seferovic P.: P1713, P1718  
 Segal O.: 1359  
 Segers V.F.S.: P1774  
 Segiet A.: P1596  
 Segovia Cubero J.: P1877, P355  
 Segura J.V.: 130, P1506, P1708  
 Segura Schmitz L.: P978  
 Seica R.: 737  
 Seidman C.E.: P526  
 Seidman J.G.: P526  
 Seiffert M.: P1081  
 Seiti J.: P1119, P1650, P1888  
 Seixo F.: P807  
 Seker O.O.: P999  
 Sekma A.: P1427, P184  
 Selcuk H.: P1887, P1887, P1928  
 Selcuk T.: P1928  
 Seleccion S.R.: P930  
 Semernin E.N.: P292  
 Semino C.: P1907  
 Sen F.: P1928  
 Sena C.: 737  
 Senatore G.: P368  
 Senbonmatsu T.: P430  
 Senni M.: 626, P1524, P1959, P1993, P279, P443, P473, P477  
 Sente T.: P1166  
 Senvhikhin V.: P410



- Seo S.M.: P1814, P2026, P966  
 Seo W.W.: P510  
 Seoane Blanco A.: P1647  
 Seong I.W.: P196, P2005  
 Seong S.W.: I258, P196, P2005  
 Sequeira T.: P421  
 Serdarevic N.: P2062  
 Serdean A.: P1870  
 Seredenina E.M.: P857  
 Seres-Sturm L.: P1664, P1944, P2100  
 Seripa D.: P2101  
 Seronde M.-F.: P338  
 Serra W.: P486  
 Serraino C.: 24  
 Serrano S.: P355  
 Serugova L.: P1491, P1911  
 Sessa M.: P1937, P912  
 Sever P.: P452  
 Severino P.: I251, I357, P838  
 Severo M.: P960  
 Sevy Elias A.: P867  
 Sferra J.J.: P1439  
 Shabanov V.: I250, I354  
 Shadrin A.A.: P1772  
 Shafranskaya K.: P1972  
 Shah A.D.: 675  
 Shah P.: P1013, P1036, P1042, P278  
 Shaheen M.A.: P1585  
 Shahrani S.: P329  
 Shakaryants G.A.: P304, P1548  
 Shakespeare C.: 632  
 Shalaev S.: P1965, P532  
 Shalaeva A.: P318  
 Shalaeva E.: P318  
 Shalimova A.: P398  
 Shaltaeva Y.U.R.: P568  
 Sharabanski I.: P821  
 Sharara S.: P448  
 Sharka I.: P1650, P1888  
 Sharma R.: P315  
 Sharma R.K.: P1467  
 Sharma V.: P1607, P992  
 Shattock M.: P1800  
 Shavarov A.: P1675, P906  
 Shavarov A.A.: P1518, P1931, P1936, P273, P274, P444, P470  
 Shavlovsky \_.: P292  
 Shchendrygina A.A.: P304  
 Shchukin Y.V.: P1666  
 Sheeren K.: P1473  
 Shehu E.: P1676, P201, P2098  
 Sheng X.: P1150  
 Sheppard R.: P1014  
 Sherbanov O.: P941  
 Sherwood R.: P1669  
 Shevchenko I.V.: P444, P470  
 Shi V.: P1908  
 Shi V.C.: P483  
 Shiljaeva N.V.: P1666  
 Shimane A.: P493  
 Shimanskaya T.V.: P1824  
 Shimizu W.: P2047, P2086  
 Shin S.-H.: P303  
 Shin S.J.: P2026  
 Shiojima I.: P220  
 Shipulin V.: P1146  
 Shipulin V.M.: P268  
 Shiraiishi Y.: P1731, P1957  
 Shiwani H.: P1468, P447  
 Shkoza M.: P1878, P811  
 Shkoza M.S.: P817  
 Shlyakhto E.V.: P1480, P458  
 Shmidt E.A.: P419  
 Shochat M.: I33, I344, 27, 29, P1736  
 Shoko S.: P1678  
 Shotan A.: I33, I344, 27, 29, P1736  
 Shulenin S.N.: P856  
 Shumavets V.V.: P2113  
 Shyu K.G.: P517  
 Siagian M.: P1094  
 Siasos G.: P2103, P221  
 Sicari R.: P1753  
 Sicbaldi V.: P332  
 Sichev D.A.: P907  
 Sichinava L.: P1686, P442  
 Sigmoidano N.M.: P280  
 Siciliano G.: I846  
 Siddique A.: P1540  
 Sideris A.: P2058, P2078, P231  
 Sidorenko B.: P437  
 Sidorenko I.V.: P2113  
 Sid-Otmane C.: P1816  
 Siennicka A.: P1085, P2050  
 Siennicka A.E.: P1088, P2055  
 Siivitskaya L.N.: P1546  
 Sijbesma J.W.A.: P1796  
 Sikora J.: P390, P926  
 Silchenko V.M.: P1619  
 Siliste R.N.: P2020  
 Sillje H.H.W.: P1797, P1796  
 Silva A.F.: P575  
 Silva B.: P1819, P373, P943  
 Silva Cardoso J.: I28, P1019, P1020, P1190, P1195, P1926, P2013, P299,  
 P899, P929  
 Silva J.: P400  
 Silva J.S.: P1780  
 Silva M.: P185, P2066, P276, P432, P908  
 Silva P.: P1488, P1489  
 Silveira I.: P1975  
 Silvestri A.: 24  
 Sim D.: I78, P479  
 Sim D.K.L.: P241  
 Sim E.: P1894  
 Sim L.L.: P479  
 Simaku A.: P2012  
 Simic D.V.: P1193  
 Simic T.: P1193  
 Simioniuc A.: I68, P216  
 Simitsis P.S.: P826  
 Simko F.: P1180, P1491, P1911  
 Simoes A.V.: P851  
 Simoes M.V.: P1780  
 Simoes O.: P1118, P1755, P1930  
 Simon A.: P988  
 Simon A.R.: P357  
 Simon M.: I362  
 Simonenko M.: P310  
 Simonenko M.A.: P1912  
 Simonova Z.: P2095  
 Simonovic D.: P463  
 Simon-Saez I.: P1783, P1785  
 Simova I.: P1728, P2044  
 Simovicova V.: P809  
 Sinagra G.: 626, P1114, P1524, P1758, P1993, P296, P298, P443, P450, P473, P931, 679  
 Sinan U.Y.: P1741  
 Sinescu C.: P1060, P1450  
 Sing-Gupta V.: I255, P1771  
 Singh A.: P2082  
 Singh J.S.S.: P1570, P336, P375  
 Singh R.: P448  
 Siniscalchi G.: P1752  
 Sinking R.: P892  
 Sionis A.: I28, I31, I35, P1681, P2023, P832  
 Sionis G.: P1702, P2104  
 Sionis Green A.: I40  
 Spicic Miodrag S.M.: P1035  
 Sirbu I.V.: P1552  
 Sirenko Y.U.: P1129, P2083  
 Sirugo L.: P219  
 Sisakian H.: P1007  
 Sisserman A.: P1623

Siswanto B.: P325  
 Siswanto B.B.: I419  
 Siswanto C.-L. Hung B.: P2047  
 Sitar-Taut A.: P451  
 Sitbon O.: I412  
 Sitkiewicz D.: P413  
 Sitnikova M.: P204, P310  
 Sitnikova M.Y.: P250  
 Sitnikova M.Y.U.: P1710, P1712, P1912, P458, P1480  
 Sivitskaya L.N.: P933  
 Siwolowski P.: I29, P1051, P1573  
 Sizova Z.M.: P434  
 Ski C.F.: P2038  
 Skomedal T.: P1769  
 Skopal J.: 739  
 Skorka T.: P1795  
 Skorodumova E.: P204  
 Skoromna A.: P190  
 Skoularigis J.: P1080, P1452, P1891, P362, P420, P947  
 Skrobisz A.: P1595  
 Skrobowski Andrzej A.S.: P1433  
 Skurk C.: P2110  
 Skvortsov A.A.: P1682, P423  
 Sladojevic M.: P519  
 Sladojevic S.: P519  
 Slagman A.: P1881  
 Slagman A.S.: P449  
 Slavcev A.: P235  
 Slavik J.: P1983  
 Slemenik-Pusnik C.S.P.: P1905  
 Sliwa K.: P562  
 Slonka G.: P390  
 Slottje K.: P1476  
 Sluifier J.P.G.: P527  
 Slusarczyk S.: P186  
 Slusser J.P.: P1443  
 Smith B.: P2034  
 Smolenski R.T.: P1795  
 Smorto V.: P1545  
 Sobieszczanska-Malek M.: P1462  
 Sobkowicz B.: P1123, P490  
 Sobrino-Marquez M.: P2016, P267  
 Sochanowicz B.: I8, P556  
 Sochorova D.: P915  
 Soe T.: P823  
 Soeholm H.: I246  
 Soerarsro R.: I419, P325  
 Soerensen J.: P371  
 Soergaard M.: I246  
 Sogaard P.: 633

Sohn I.S.: P2067  
 Sokalskis V.: I425  
 Sokolski M.: I29, P1051, P1573  
 Sokoreli I.: P254  
 Sola A.: P1116, P1874  
 Sola G.: P852  
 Sola M.: P563  
 Soldatova A.M.: P2112  
 Sole Gonzalez E.: P1133, P1705  
 Solecki K.: P1899  
 Soler C.: P1907  
 Soler-Botija C.: I257, I260, P1776, P1786, P1790  
 Soliman M.: P564  
 Solla Ruiz I.: P1553, P2000, P2006  
 Sollie S.J.: P1769  
 Solodenkova K.S.: P1906  
 Solomon S.D.: P1763, P483  
 Solomonchuk A.: P827  
 Soloveva A.: P1558, P1560, P312  
 Son J.: P403  
 Son J.W.: P1543  
 Sondas K.: P2031  
 Song B.J.: P966  
 Song E.K.: P2042  
 Song J.-E.: P1434  
 Sonoda M.: P530  
 Sonveaux P.: P1815  
 Sorensen J.: P1648  
 Sori A.: P1599  
 Sorini Dini C.: P1599  
 Sorokin L.: P1686, P246, P442  
 Sorokowski P.: P2055  
 Sorriento D.: P572, P574  
 Sorsa T.: I9  
 Sossalla S.: P1145, P1804, P2106  
 Sossalla S.T.: P2107  
 Soubret A.: P1451  
 Soudi H.: P1585  
 Souissi I.: P341, P974  
 Soujeri B.: P336, P375  
 Soukoulis V.: P526  
 Sousa A.: P1019, P1020, P1190, P1195, P1926, P2013, P287, P299, P899  
 Sousa A.S.S.: P962  
 Sousa C.: P923  
 Sousa Casanovas I.: P206, P265, P269, P812, P898  
 Sousa L.: P345  
 Sousa T.: P2030  
 Sousa-Mendes C.: P1791  
 Souto D.: P1477, P223, P853

Souza G.E.: 627, P426  
 Souza G.E.C.: P1933  
 Souza J.R.M.: P1464, P839  
 Souza J.S.: P1504  
 Soya O.V.: P1181, P1182  
 Spadafora L.: 24  
 Spadotto V.: I425  
 Spallarossa P.: P332  
 Spampinato R.A.: P1982  
 Sparagna G.: I238  
 Sparla S.: I74, P1812, P904  
 Spartalis M.: P1503  
 Spataru D.: P2020  
 Spataru D.V.: P1445  
 Speirits I.: P1077  
 Spertus J.A.: I348  
 Spinar J.: I28, I31, I35, P1016, P1636, P1681, P238, P832, P948  
 Spinarova L.: P238, P884, P915  
 Spinarova M.: P238, P884  
 Spinetti P.P.M.: P962  
 Sprig R.: P261  
 Spoladore R.: P1021, P1107, P840  
 Spoletini I.: P1009  
 Spooner R.: P1872  
 Sposato B.: P466, P946  
 Springer J.: P1102, P1168, P232, P471, P569, P956  
 Squeo M.R.: P1667  
 Squire I.B.: I77  
 Sritara P.: P1674  
 Srivastava V.: P1071  
 Stabile E.: P302  
 Stachurska A.: P186  
 Staessen J.A.: P1072, P452  
 Stafylas P.: P362  
 Stahlberg M.: P255  
 Stalhammar J.: P1486, P230, P253, P873  
 Stalhbeg M.: P1900  
 Stamate C.S.: P1754, P1022  
 Stamate S.C.: P1432, P205  
 Stammel P.: P561  
 Stan A.: P1552  
 Stancheva N.: P941  
 Stanescu C.: P1687  
 Stankovic A.: P1183  
 Stankovic Stojanovic K.: P895, P922  
 Stanojevic D.: P1037, P1048, P1556, P1668  
 Stanopoulos I.: P488  
 Stara V.: P926



- Starostina E.: P307  
 Staszewsky L.: 1851, 676  
 Stauffer B.: 1238  
 Steca P.: 1367, 620  
 Steendijk P.: P1778, P1793  
 Stefan C.: P1517  
 Stefanadis C.: P462  
 Stefanelli C.: P477  
 Stefanelli G.: P1545  
 Stefano P.L.: P1599  
 Stefanovic B.: P1105, P2065  
 Steffens D.: P2110  
 Steffensen K.R.: P1796  
 Stein G.: P241  
 Stein J.: P376, P925  
 Stellato K.: P852  
 Stellbrink C.: P1001  
 Stelmashok V.I.: P1510  
 Stepanova R.: P884, P915, P948  
 Stepanovic J.: P1713  
 Stepinska J.: P1595  
 Stepniewski J.: P1745  
 Stettner D.: P529, P531  
 Stettner-Leonkiewicz D.: P1948  
 Stevens D.: P1474  
 Stevovic S.: P453  
 Stewart O.: P969  
 Stewart S.: 619  
 Sticozzi C.: 622, P1115, P1608, P1984, P405  
 Stienen S.: P1689, P1880  
 Stoeckl G.: P1642  
 Stoerk S.: 1241, 1852, P1642  
 Stoia M.A.: P2029  
 Stoickov M.: P1649  
 Stoickov V.: P1649  
 Stoiko O.: P532  
 Stojanovic S.: P1679, P463  
 Stoffo D.: P1758, P296, P298, P931  
 Stoll V.: 169  
 Stork S.: P1582, P1918, P200, P2049, P223  
 Stougiannos P.: P1702, P2104  
 Straburzynska-Migaj E.: P1810, P882  
 Strbova L.: P868  
 Streefkerk H.: P1908  
 Strelnikov A.: 1250  
 Streng K.W.: P2021  
 Stricagnoli M.: P904  
 Strimbu L.: P917  
 Strisciuglio T.: P302  
 Stromberg A.: 1360, 1366, P1064, P1089  
 Stromberg A.S.: P1082  
 Strong C.M.F.: P1724  
 Strong C.S.: 1239  
 Strottdrees E.: P1982  
 Stroux A.: P2110  
 Struck J.: 740, P427  
 Strutynskiy R.: P1187  
 Stuber M.: P545  
 Stulik J.: P1952  
 Suarez Sancho S.: P1809  
 Suarez-Barrientos A.: P988  
 Suarez-Fuentetaja N.: P1781  
 Subotic I.: P1105, P2065  
 Suceveanu A.I.: P1920  
 Suceveanu A.P.: P1920  
 Sucharov C.: 1238  
 Suchkova S.A.: P907  
 Suda S.: P243  
 Sudano I.: P1197, P1198  
 Sugano Y.: P429  
 Sugie M.: P957  
 Sugimoto T.: P1099, P467  
 Suhail P.T.: P916  
 Sujayeva V.A.: P1619, P1719, P2113  
 Sukmanova I.: P520  
 Sukmanova I.A.: P803  
 Sulo G.: P1888  
 Sultanova G.T.: P1635  
 Sumegi B.: P1782  
 Sunderland N.: P841  
 Sung L.-C.: P1496  
 Sung S.H.: P1890, P209  
 Suranggayudha V.: P325  
 Surdi L.: P1817, P192, P855  
 Surenjav C.H.: 182  
 Suresh Kumar V.R.: P916  
 Suryaprabha B.: P1889  
 Susak S.: P1713, P252, P519  
 Susca-Hojda S.E.: P2029  
 Suskovic S.: P842  
 Suslina E.: P1654
- T**
- Tabei N.: P1750  
 Taborsky M.: P369  
 Tacchini D.: P1812  
 Tachliabouris I.: P1600  
 Tacke F.: P1723  
 Taddei C.: 180, P1562  
 Tadonio I.T.: P486  
 Taeger T.: 1242, P1476
- Taeymans J.: P465  
 Tagaeva D.R.: P806  
 Taghavi S.: P954  
 Tagliamonte E.: P441  
 Tagney J.: P392  
 Tahirovic E.: 1248, P1037, P1494, P1668, P415, P431  
 Taibo M.: P1939  
 Taibo Urquia M.: P1472, P1639, P1997  
 Takabayashi K.: P2059, P808, P814  
 Takabayasi K.: P476  
 Takagi A.: P1678  
 Takagi K.: P2086, P804  
 Takahashi T.: P957  
 Takamura T.: P1903, P965  
 Takata Y.: P1561, P1563  
 Takayama M.: P1957  
 Takeishi Y.: P482  
 Talavera M.L.: P1113, P1725, P472, P474, P487  
 Tallis T.: P1469  
 Tallon E.: P1703  
 Tamayo S.: P280  
 Tamuleviciute-Prasciene E.: P1756  
 Tan C.K.: P1869  
 Tan R.S.: P479  
 Tan S.N.: P944  
 Tan V.H.: P366  
 Tanaka D.M.: P1780  
 Tanaka F.: P457  
 Tanaka S.: 618, 621  
 Tanaka Y.: P2061  
 Tane E.: P1650  
 Taneski F.: P1676, P201, P2098  
 Tang Y.: 1348  
 Taniguchi Y.: P1714, P266, P493, P900, P903  
 Tanimoto S.: P1957  
 Tarantini G.: P354  
 Tarantini L.: P1114, P279, P477, P852  
 Tarau C.: P2119  
 Taravari H.: P1676, P201, P2098  
 Targher G.: 1413, P1569, P2004  
 Tarlovskaya E.I.: P1012, P579  
 Tarlovskaya Y.: P2095  
 Tarner I.: P1122  
 Tarnow L.: 1247  
 Tarnowska A.: P1462  
 Tarro Genta F.: P1093  
 Tarta C.: P1870  
 Tarvasmaeki T.: P1453  
 Tarvasmaki T.: 128, P1880, P211, P832

- Tasaka Y.: P493  
 Tasoulis A.: P2058  
 Tataru A.: P937  
 Tatu A.M.: P930  
 Tatu-Chitoiu G.: P455, P849  
 Tautu O.: P849  
 Tavares Da Silva M.: P285, P924  
 Tavares Silva M.: P1095, P459, P1973,  
 P2111, P497, P1096, P2066, P923  
 Tavazzi L.: I249, I413, I851, 676,  
 P2004  
 Tay W.T.: I240, P241  
 Tayal U.: 632  
 Taylor A.M.: 741  
 Taylor B.J.: I360  
 Taylor J.: P1077, P1474  
 Taylor M.: P1156  
 Taylor X.: P512  
 Tchitcheck N.: P1188  
 Tebloev K.: P1583  
 Tedesco C.: P1962  
 Teerlink J.R.: I418, 740  
 Teiger E.: P1188  
 Teis A.: P2091  
 Teixeira J.A.C.: P1504  
 Teixeira L.: P1074, P1440  
 Teixeira R.: I845, P1623, P1726, P400,  
 P831  
 Tekeli S.: P1887  
 Teles L.: P1530  
 Tellez Cantero J.C.: P1463  
 Temizhan A.: P1887, P1928  
 Temporelli P.L.: P1896, I413, I851,  
 P2004, P216  
 Teng J.: P818  
 Teng K.T.H.: I240  
 Teng Miss W-T Tay T.H.K.: P2047  
 Teng T.H.K.: P241  
 Teo K.: I365  
 Teo W.S.: P366  
 Teppand P.: P1471  
 Ter Maaten J.M.: 22, 674, 740, P2021  
 Terentes-Printzios D.: P1715  
 Terenteva M.: P1986  
 Terentyev A.: P577  
 Terentyev V.P.: P1457  
 Tereschenko S.N.: P2022, P1682, P423  
 Terhoch C.B.: 629, P1436, P1571  
 Terlizzese P.: I422, I72, 678, P1577,  
 P1579, P1672, P1684, P964  
 Ternacle J.: I844  
 Terzic D.: P352  
 Tesanovic A.: P254  
 Testa E.: 24  
 Testa M.: P1194, P563  
 Testani J.M.: 22  
 Teterina M.A.: P1426, P189  
 Thakinkstian A.: 744  
 Thanscheid S.: P523  
 Thedorakis G.: P984  
 Themessl-Huber M.: P386  
 Theodorakis G.: P350  
 Theodoropoulos S.: P1600  
 Thet E.M.: P835  
 Thiele H.: P282  
 Thomas Ross N.: P1565  
 Thompson D.: 619  
 Thompson D.R.: P2038  
 Thorburn C.: P1908  
 Thormark Froest F.: P428  
 Thormark-Frost F.: P422  
 Thum T.: P1177, P1184, P1808, P523  
 Thuny F.: P199  
 Tiau W.: P329  
 Tibbits G.F.: P1150  
 Tica O.: P1171, P1172  
 Tidu M.: P1093  
 Tiede S.L.: P1117  
 Tigchelaar W.: P1797  
 Tiksnadi B.B.: P1722  
 Timmermans P.H.T.: P1963  
 Timmins F.: P2035  
 Tinti M.D.: P279  
 Tir Y.: P222  
 Tirilomis P.: P1804  
 Tisheva S.N.: P941  
 Tishman M.I.: P304  
 Tisserand P.: P1188  
 Tkach N.: P1157  
 Tkachev G.A.: P1682  
 Tkaczyszyn M.: I414, P955  
 Tlili R.: P2015, P496  
 Tobar J.: I358  
 Tobing D.: P325  
 Tobing D.P.L.: P207  
 Todd J.: P1051, P1573  
 Todiere G.: P407  
 Toepel W.: P1538  
 Tognoni G.: 676  
 Toischer K.: P1145  
 Tokareva O.G.: P434  
 Tokatli A.: P901  
 Tolbod L.: P1648  
 Tolbod L.P.: P371  
 Tolipov D.M.: P213  
 Tolone S.: P279  
 Tolonen J.: P1681  
 Tolppanen H.: I35, I40, I417  
 Tolppanen H.E.V.: I31  
 Toma M.: P359  
 Tomaniak M.: P413  
 Tomashevich K.A.: P1915  
 Tomashevskaya Y.: P404  
 Tomasovic A.: P1801  
 Tomer M.: I420, P877  
 Tondo C.: P1075  
 Tong E.C.: P475  
 Tong K.L.: P1706, P944  
 Tonti G.: P996  
 Topilsky Y.: P344  
 Toporan D.: P1022  
 Torbas O.: P1129, P2083  
 Torbica L.: P277  
 Torbica Lidija T.L.: P1035  
 Torlasco C.: P950  
 Torok M.: P1777  
 Torp-Pedersen C.: P1937, P862, P912  
 Torrado M.: P1781  
 Torre F.: P1998  
 Torres I.: P1116  
 Torres L.: P514  
 Torres S.: P1975  
 Torres W.: P1454  
 Torres-Bustamante A.M.: P1665,  
 P2018, P411  
 Torres-Courchoud I.: P1655, P1874  
 Torrini C.: P1802  
 Tortorici E.: P229  
 Toscano A.: P1602, P983  
 Toth A.: I261, I9  
 Tourne I.: P1536  
 Tournoux F.: P1014  
 Tousoulis D.: P1149, P1557, P1715,  
 P2103, P221, P462  
 Townsend M.: I41  
 Tozzi P.: P1004, P1752  
 Trabulo M.: P1103  
 Tralhao A.T.: I239  
 Tramarin R.: P1069, P435  
 Tramonte S.: P1994  
 Trautwein C.: P1723  
 Travaglino F.: P1052  
 Travers B.: P1005  
 Traversi E.: P1173, P1960  
 Trejo Velasco B.: I423  
 Trepá M.: P1975



Tretyakova N.: P469  
 Trevisan D.: P1545  
 Trichaki E.: P1762  
 Triggiani M.: P1109, P1734  
 Trikas A.: P1702, P1715, P2104  
 Triki F.: P1027, P2010, P341, P535, P974, P1750, P1945  
 Trimarco B.: 1847, P302, P316, P572, P574, P914  
 Triposkiadis F.: P1080, P1452, P1891, P362, P420, P947  
 Trippel T.: P1092, P1494, P431, P896  
 Trippel T.D.: P512  
 Tritto I.: P1992  
 Trivella M.G.: P983  
 Trivi M.S.: P1113, P1725, P472, P474  
 Trocino G.: P365  
 Trofenciuc M.: P549, P970  
 Trofimova T.A.: P1510  
 Trofimova T.A.: P1487  
 Troitskaya E.: P2080, P258  
 Trostyanskaya N.: P469  
 Trout G.: P1078  
 Troya M.I.: P1112, P454  
 Troyanova T.: P1617  
 Trueman D.: P1156  
 Trukshina M.A.: P1480  
 Truong Q.A.: I417  
 Tryposkiadis K.: P1891, P947  
 Tsakiridis K.: P1925  
 Tsamatsoulis M.: P1600  
 Tsang B.: P1607, P992  
 Tsarouchas K.: P947  
 Tschierschke R.: P1516, P262, P897  
 Tschoepe C.: P402, P541, P542  
 Tschope C.: P1528, P1938  
 Tseluyko V.: P1594, P425  
 Tseng C.C.S.: P1605  
 Tsiachris D.: P462  
 Tsioufis K.: P2048  
 Tsipis A.: P1503  
 Tsitsinakis G.: P462  
 Tsorlalis I.K.: P1872  
 Tsoy I.A.: P1493, P1495, P1497, P1531, P1942, P1968, P875, P887  
 Tsukamoto K.T.: P1631  
 Tsutani H.: P1673  
 Tserava D.M.: P2007, P397, P889, P1657, P1657, P2007, P2008, P397, P889  
 Tuana B.: P530  
 Tudorica C.: P1517

Tuev A.V.: P1175  
 Tufaro V.: P467  
 Tull S.: P2108  
 Tulli A.: P466  
 Tumasyan L.R.: P446  
 Tung Y.-C.: P1106  
 Tuxen C.D.: P395  
 Tyminska A.: P1765  
 Tyrankiewicz U.: P1795  
 Tytarenko N.V.: P1162  
 Tytova G.: P495, P823  
 Tyukhmenev E.: P1466, P226  
 Tzevelekos P.: P2099  
 Tzifa A.: P2048

## U

Uchmanowicz I.: P2041  
 Udovychenko M.: P2003  
 Ueda M.: P860  
 Ueland T.: P342  
 Ueyama T.: P220  
 Ugucioni M.: P279  
 Uhl A.: P537  
 Ukena J.: P248  
 Ullman B.U.: P244, P256  
 Umanskaya E.P.: P856  
 Umamura S.: P187  
 Underwood S.R.: P1039, P1753  
 Unger A.: P526  
 Upadhyaya C.B.: P2032  
 Uraimov O.: P437  
 Ural D.: P1680, P1727, P846, P901  
 Urban D.: P282  
 Urban M.: P1980  
 Urbaneck K.: I252, I65, P536  
 Urbinati A.: P1013, P1031, P278  
 Url-Michitsch M.: I345  
 Usachyova M.N.: P1906  
 Usarov M.X.: P213, P888  
 Usayeva G.: P1961  
 Uzokov J.K.: P1635

## V

Vado A.: P1194, P368  
 Vagany D.: P1478, P1610  
 Vahanian V.A.: P344  
 Vaikhanskaya T.: P1487, P1923, P297, P933, P1546  
 Vakhidova I.K.H.: P1635  
 Vakilian F.: P1132, P1136, P2085  
 Vakrou S.: P1811, P544  
 Valukhchik K.: P1965

Valbusa F.: P1569  
 Valcamonico A.: P1026, P1030, P1658  
 Valente F.: I848, P973  
 Valente S.: P1599  
 Valentova M.: I420, P1110, P321, P877  
 Valero E.: P1137, P2028, P320  
 Valeur N.: I246  
 Valikulova F.Y.: P1502, P1502  
 Valle L.: P1047  
 Valle R.: P1047  
 Valleggi A.: P1562  
 Valli G.: P491  
 Valverde S.: P1047  
 Van Ackeren K.: P1174  
 Van Berendonck A.M.: P1166  
 Van Bilsen M.: 736  
 Van Breemen C.: P1150  
 Van Cauwelaert P.: P1591  
 Van Craenenbroeck A.H.: P1174  
 Van Craenenbroeck E.M.: P1174  
 Van Den Berge J.C.: I27  
 Van Den Heuvel E.R.: 746  
 Van Den Wijngaard A.: 677  
 Van Der Gucht A.V.: P935  
 Van Der Harst P.: 674, 743, 746  
 Van Der Meer P.: I414, I418, 740, 743, P2019, P2021  
 Van Der Velde A.R.: 746, I76  
 Van Der Wal M.H.L.: I76, P1070  
 Van Der Weg S.M.: P527  
 Van Dijk K.S.: I76  
 Van Domburg R.T.: I27  
 Van Empel V.: P300, P932  
 Van Gilst V.H.: 746, P1796, P1797  
 Van Haarlem A.: P843  
 Van Heeswijk R.: P545  
 Van Linthout S.: P541, P542  
 Van Melle J.P.: I416  
 Van Mieghem N.: P1884  
 Van Montfort L.: 677  
 Van Paassen P.: P300  
 Van Pol P.: P843  
 Van Veldhuisen D.J.: I416, 743, P2019, I418, I76, 22, 740, P2021  
 Vanbakeel A.B.: P1627  
 Vandeberghe D.: P1899  
 Vandecasteele G.: P1803  
 Vandekerckhove L.: P1774  
 Vanermen A.: P1591  
 Vanhoutte E.: 677  
 Varas M.: P489  
 Varela B.: P487

- Varela Roman A.: P1647  
 Varela-Falcon L.H.: I358  
 Varga I.: P809  
 Varga Z.V.: P543  
 Varin A.: P1803  
 Varo G.: P1792  
 Vasatova M.: P1952  
 Vasconcelos M.: P1611, P1661, P2014, P285, P305, P349, P923, P924  
 Vasiliadis K.: P2048  
 Vasiljevic Z.: P1105, P2065  
 Vasilts L.M.: P1175, P1772  
 Vasques-Novoa F.: 742, P533  
 Vasquez-Echeverri D.: P1781  
 Vastarella R.: P1124, P1747  
 Vataman E.: P1148  
 Vataman E.B.: P1152  
 Vatasescu Radu-Gabriel V.R.-G.: P980  
 Vathesatogkit P.: P1674  
 Vausort M.: P560  
 Vavlukis M.: P1676, P1685, P201, P2098  
 Vaysberg A.R.: P1502, P1502  
 Vazir A.: P1467, P315  
 Vazquez Garcia R.: P1614  
 Vazquez M.E.: P902  
 Vebrugge F.H.: I355  
 Veeresh Patil H.: P1161  
 Vegh A.: I9  
 Vegter E.L.: 743, P2019  
 Velaga N.: P1869  
 Velasco L.: P1454  
 Velazquez Velazquez C.: P1463  
 Velcean L.A.: P549  
 Vella C.S.: P1045  
 Vellone E.: I367, 620, 623, P2040  
 Ventosa A.: P1103, P1724, P2070  
 Ventosa A.V.: I239  
 Ventura M.: P902  
 Vera S.: I358  
 Vebrugge F.H.: P1024, P218  
 Verde A.: P1100, P1718, P1817, P192, P468, P855  
 Verderber J.: P1793, P2117  
 Verdian V.: P830  
 Verdonshot J.: 677  
 Verdu J.M.: P2063  
 Vergaro G.: P1562, P407, P934  
 Vermeulen Z.: P1774  
 Verrengia M.: P1124, P1514  
 Verschuuren E.A.M.: I416  
 Vershinina E.: P240  
 Veselovskaya N.: P1643  
 Veskovcic J.: I248  
 Viana M.: P439  
 Viana P.: P910  
 Vicente P.: P1444  
 Vidakovic T.: P453  
 Vida-Simiti L.: P2029  
 Videbaek L.: I247, P395  
 Vieira C.: P942  
 Vieira J.L.: 627, P426  
 Vieira T.: P1019, P1020  
 Viereck J.: P1177, P1808  
 Vieyra Herrera G.: P1904  
 Viganò E.: P950  
 Vigliano C.A.: P920  
 Vignali L.V.: P486  
 Vignati C.: I347, P1091, P1962, P2060, P1460  
 Vijayaraghavan G.: P916  
 Viklicky O.: P417  
 Vilacosta I.: I30, P1506, P1708, P197  
 Villa Arranz A.: P265, P269  
 Villa C.: P1109, P1734  
 Villa M.T.: P991  
 Villacorta A.: P198  
 Villacorta A.S.: P1504  
 Villacorta H.: P1504, P198  
 Villa-Gil-Ortega M.P.: P2016  
 Villa-Martinez A.: P508  
 Villamizar M.C.: P1665, P2018, P411  
 Villani A.: P1609, P414, P950, P993  
 Villani G.: 622, P1115, P1608, P1984, P405  
 Villani G.Q.: P1100, P1718, P1817, P192, P1956, P468, P855  
 Villanueva Benito I.: P1553, P2000, P2006  
 Villar Raetz A.L.: P194, P313  
 Villevalde S.: P1125, P1466, P1558, P1560, P1574, P226, P312, P326, P327  
 Vincenti A.: P365  
 Vincenzi A.: P365  
 Vinereanu D.: P2011, P455  
 Vintila A.-M.: P1517  
 Vintila M.M.: P1432  
 Vinyoles E.: P2063  
 Virani S.A.: P992, P1607  
 Virgos Lamela A.: P1647  
 Viscardi L.: P991  
 Vissers D.: P465  
 Vitacca M.: P391  
 Vitale C.: P1009, P1557, P2122, P2124, P445, P466, P865, P946  
 Vitale G.: P1626  
 Vitale J.: P456  
 Vitali O.B.: P565  
 Vitali Serdoz L.: P1524  
 Vitiello L.: P1176  
 Vitorino R.: P550  
 Vitou L.: P1481  
 Vitsenia M.: P2081  
 Vittori C.: P1959  
 Vivenza D.: P1194  
 Vizza C.D.: I415, P491  
 Vizzardi E.: P1026, P1030, P1588, P1658, P1762, P1988, P210  
 Vlachopoulos C.: P1715  
 Vlaras E.: P1600  
 Vodovar N.: P1164, P418  
 Vogiatzis I.: P462  
 Vogl T.: P541  
 Voiculescu D.: P1060  
 Voiculet C.: P1430  
 Voinea F.: P1920  
 Volkova S.U.: P1915  
 Volterra D.: P427  
 Volterrani M.: P1459, P1485, P1991, P2122, P2123, P2124, P239, P272, P335, P391, P438, P440, P466, P865, P946  
 Volz B.: P1621  
 Von Haehling S.: 745, P1102, P1168, P232, P321, P471, P956, P431  
 Von Roeder M.: I67  
 Vondrakova D.: P238  
 Vonk Noordegraaf A.: I416  
 Vonsky M.: P281  
 Voors A.: P1018  
 Voors A.A.: 743, P2019, I414, I418, 22, 674, 740, P2021  
 Vorisek V.: P1490  
 Vorobiev A.P.: P1923  
 Vorobyov G.G.: P1179  
 Voronkov L.: P1187  
 Voronova M.A.: P1592, P976  
 Voska L.: P235  
 Votta C.: P1622  
 Voudris V.: P374  
 Vozhdaeva Z.: P1104, P1654, P247  
 Vozzi F.: P557  
 Vozzi G.: P557  
 Vranes D.: P277  
 Vranes Danijela V.D.: P1035  
 Vreeswijk-Baudoin I.: P1796



Vrints C.: P465  
 Vrints C.J.: P1166, P1174  
 Vritz O.: P424  
 Vujosevic S.: P1720, P913  
 Vukasin T.: P1822  
 Vukmirovic M.: P1720, P913  
 Vukoja M.: P1581  
 Vulin A.: P2071, P252  
 Vyalkina N.: P1965  
 Vyalkina Y.: P1965  
 Yygodin V.A.: P1629  
 Vyshnevska I.R.: P1162

**W**

Wachter A.: P1015  
 Wachter R.: I248, P1092, P1494, P512, P896  
 Waczulikova I.: P1823  
 Wafaia M.: P1547  
 Waga K.: P880  
 Wagenaar K.P.: I366  
 Wagner D.: P560  
 Wagner D.R.: P1789  
 Wagner J.: P415  
 Wagner R.: P1983  
 Wajngarten M.: P217  
 Wakasa M.: P416  
 Wakimoto H.: P526  
 Waldreus N.: P1070  
 Waligora M.: P1745  
 Walker J.: P1477, P1918, P223, P853  
 Walters D.: P2088  
 Wan S.H.: P1443  
 Wang B.W.: P517  
 Wang D.: P1446, P1885  
 Wang H.: P1108, P1111  
 Wang H.W.: P1787  
 Wang J.Y.: P1788  
 Wang X.: P2110  
 Ware J.: 632  
 Warink - Riemersma J.: 176  
 Warriner M.: P1632  
 Wasfi M.: P224  
 Waszkiewicz E.: P1999, P490  
 Watanabe M.: P1513  
 Watanabe M.W.: P1631  
 Watanabe S.: P482  
 Waterhouse D.F.: I236  
 Waterhouse D.W.: I363  
 Watson C.: I236, P1703, P436, P509  
 Watson C.J.: P1683  
 Watson R.: P2035

Watzka S.: P282  
 Wdowczyk J.: P251  
 Weaver F.: P1598  
 Webb J.: P1431, P188, P891, P892  
 Weber M.: 741  
 Weckbach L.: P537  
 Wedegaertner S.: P248  
 Wegrzynowska-Teodorczyk K.: P955  
 Weidemann F.: P1177, P1808  
 Weinstein J.: I33, I344, 27, 29, P1736  
 Weisrock F.: P415  
 Weiss E.: P1465, P1913  
 Weissmann N.: P1117  
 Welch S.P.: P1698  
 Wellnhofer E.: P1033, P478, P909  
 Wellwing E.: P969  
 Wende A.R.: P551  
 Wendler O.: P841  
 Wen-Shin L.: P543  
 Werner C.: P1806  
 Westermann D.: P1081, P1938, P576  
 Westphal J.G.: P1664, P1944  
 Wetzker R.: P571  
 Wetzl V.: P1117  
 Weyand M.: P357  
 Whalley B.: P1469  
 Whang B.H.: P2093  
 Whellan D.: I410  
 Whiffin N.: 632  
 White M.: P359  
 Wians F.H.: P1476  
 Widyantoro B.: P207  
 Wiedergruen A.-K.: P1476  
 Wiggers H.: I247, P1648  
 Wikstrom G.: P1486, P230, P253, P873  
 Wilczynska-Golonka M.: P1521, P2087  
 Wild P.S.: P1081  
 Wilkinson M.D.: P509  
 Wilkinson M.D.: I236, P1703  
 Willems T.P.: I416, I76  
 William V.: P228  
 Willun S.: P1881  
 Wilson D.G.: P1469  
 Wilton S.B.: P475  
 Winata S.M.: P275  
 Wintzell V.: P1486, P230, P253, P873  
 Wirtwein M.: P251  
 Wise M.P.: P561  
 Wisniewska J.: P1462  
 Witkowski M.: P1151, P1620  
 Wittkopper K.: P1800

Wleklek M.: P2041  
 Wlodarczyk I.: P2064  
 Woehrl H.: I410  
 Wojakowski W.: P1700  
 Wojta J.: 741  
 Wojtera K.: P286, P921  
 Wojtkowska I.: P1595  
 Wolsk E.: P1023  
 Wong A.: P1447, P2032  
 Wong C.K.: P366  
 Wong J.: P475  
 Wong K.: P1706  
 Woo J.S.: P548  
 Woo S.-I.: P303  
 Wood-Gismera S.: I41  
 Woods A.: P1980  
 Wrightson N.: P1980  
 Wrobel M.: I349  
 Wu L.: P1071  
 Wu V.C.C.W.U.: 631  
 Wunderlich N.: P1981  
 Wust R.: 737  
 Wysokinski A.: P1948, P529, P531

**X**

Xanthopoulos A.: P1080, P1452, P1891, P420, P947  
 Xaplanteris P.: P1715  
 Xatzakis S.: P306  
 Xavier S.S.X.: P962  
 Xhafaj M.: P1650, P1888  
 Xia Y.: P542  
 Xiao K.: P1177, P523  
 Xirogiannis J.: P1452, P1891, P947  
 Xuereb R.G.: P1479

**Y**

Yaari V.: P1696, P1709  
 Yagawa M.: P1731, P860  
 Yagdi T.: P1511  
 Yahia F.: P2121  
 Yakubovskaya E.E.: P2057  
 Yalonetsky S.: I411  
 Yamamoto Y.: P220  
 Yamashina A.: P1561  
 Yamauchi H.: P1979  
 Yamin P.: I419, P325  
 Yamwong S.: P1674  
 Yanagisawa Y.: P1469  
 Yang D.H.: P1054, P403  
 Yang D.M.: P1706, P944  
 Yang J.F.: P1108, P1111



Yaqin D.: P1922  
 Yaramova K.: P821  
 Yardley M.: P1097  
 Yaroslavskaya E.I.: P2054  
 Yasaka Y.: P1714, P900, P903  
 Yasuda S.: P429  
 Yatomi Y.: P1513  
 Yatsu S.: P1678, P243  
 Yazaki K.Y.: P1631  
 Yehuda A.: P1713  
 Yenercag M.: P999  
 Yeo D Sim P.S.D.: I240  
 Yeo D.: I78  
 Yeo G-K-T Leong P.S.D.: P241  
 Yerly P.: P1752  
 Yermak A.: P823  
 Yerramilli R.: P1573  
 Yevstigneeva A.Y.U.: 26  
 Yildirim E.: P1656  
 Yildiz B.S.: P829  
 Yilmaz I.: P1680, P846, P901  
 Yilmaz M.B.: P1671, P1876, P850  
 Yilmaz O.: P999  
 Yingchoncharoen T.: P1674  
 Yiu Y.: P1431, P188, P891  
 Yokoyama H.: P1714  
 Yokoyama M.: P903  
 Yolcu M.: P1656  
 Yonekura Y.: P457  
 Yoo B.S.: P1543, P1732, P2033  
 Yoo K.D.: P506  
 Yoon H.J.: P2092, P288  
 Yoon H.E.: P2026  
 Yoon J.H.: P1543  
 Yoshihisa A.: P1563, P482  
 Yoshikawa T.: P1731, P860  
 Yoshinori Y.: P266  
 Yoshio T.: P220  
 Yoshioka K.: P220  
 Yoshizawa M.: P1101  
 Youn H.J.: P1029, P966  
 Youn J.C.: P1738  
 Yu T.Y.: P2108  
 Yu T-Ngarmukos C.-M.: P2047  
 Yu W.C.: P1890, P209  
 Yuan X.: P1446  
 Yuan Z.: P280  
 Yubrina I.: P1686, P246, P442  
 Yuhay G.: P1121  
 Yuksel S.: P999  
 Yuldasheva Y.U.K.: P1493, P1942  
 Yurchenko A.V.: P1480

Yusoff M.R.: P1565  
 Yusoff R.: P329  
 Yusuf S.: I365  
 Yusupov A.A.: P273  
  
**Z**  
 Zabarovskaja S.: I66, P356  
 Zabelis K.: P2099  
 Zaca' V.: P368  
 Zacchigna S.: P1802, P1807  
 Zachara E.: I848  
 Zacharia E.: P2103  
 Zachariah D.: P1474  
 Zacharias L.G.T.: P1464, P839  
 Zafirovska P.: P1138  
 Zafra F.: P1996  
 Zaglavira P.: P2099  
 Zaharescu C.: P849  
 Zahidova K.: P953  
 Zaimi E.: P1650  
 Zainal A.: P329  
 Zairi I.: P1025, P2009, P2031  
 Zakirov N.U.: P1935  
 Zaleska-Kociecka M.: P1595  
 Zalewski J.: P1521, P2087  
 Zaliaduonyte-Peksiene D.: P1756  
 Zaluska W.: P1948  
 Zambon E.: 626, P1993  
 Zamfir D.: P980  
 Zamora E.: P1055, P1112, P1701, P454, P945  
 Zampachova V.: P915  
 Zamroni D.: P207  
 Zanini M.P.: P2035, P981  
 Zannad F.: I34, 674, P1992, P452  
 Zannad F.A.: P1598  
 Zanni A.: 622, P1115, P1608, P1984, P405  
 Zaour N.: P870  
 Zapatero A.: P489  
 Zaseeva A.V.: P2022  
 Zatarain E.: P902  
 Zatarain-Nicolas E.: P265  
 Zavadovsky K.F.: P268, P1146  
 Zdravkovic M.: P1822  
 Zdravkovska M.: P1685  
 Zdrengheaz D.T.: P451  
 Zechowicz M.: P333  
 Zedginidze E.: P1594  
 Zegkos T.: P1950  
 Zeiher A.M.: P361  
 Zeimaite R.: P2109

Zelina M.: P1491  
 Zeller T.: P1081  
 Zembala M.: P1501, P390  
 Zenteno-Hernandez R.R.: P1584  
 Zentili L.: P1802, P1807  
 Zeriali N.: P852  
 Zhadan A.: P1594  
 Zhang F.: P193  
 Zhang F.Y.: P195  
 Zhang J.: P1031, P1036, P1042, P193  
 Zhang K.: I255  
 Zhang L.: P524, P560  
 Zhang M.: P475  
 Zhang S.: P2047  
 Zhang Y.Z.: P1482  
 Zhani W.: P1427  
 Zharikova E.: P1125, P1466, P226  
 Zheltova I.: P803  
 Zheng S.: P1764  
 Zhiron I.V.: P2022  
 Zhong L.: P479  
 Zhou W.: P1908  
 Zhou Y.: P1446, P1885  
 Zhuravlyova L.: P1572  
 Zicchino S.: P1739  
 Ziegelhoffer A.: P1823  
 Ziehm J.: P1147  
 Zielinski T.: I8, P1462, P556  
 Ziemann M.: 21  
 Zieroth S.: P1607, P992  
 Zikos A.: P1702  
 Zile M.R.: P1598, P483  
 Zimmer A.: P523  
 Zimmer R.M.: P571  
 Zirngast B.: P1778, P1793  
 Zitny B.: P331  
 Zivkovic M.: P1183  
 Zivotic I.: P1183  
 Zlateva V.Z.Z.: P2046  
 Zoghi M.: P1511  
 Zografos T.: P221  
 Zolty R.: P1990  
 Zotter-Tufaro C.: I71, 630, P1131, P406, P883  
 Zugck C.: P1642  
 Zweiker D.: P1793, P2118  
 Zykov M.V.Z.: P1972  
 Zymliński R.: I29, P1051, P1573



A series of horizontal dotted lines for writing notes, starting below the yellow line and extending to the bottom of the page.







A series of horizontal dotted lines spanning the width of the page, intended for taking notes.











# HFA

HEART FAILURE ASSOCIATION OF THE ESC

Working together for the future of heart failure

## Ready for an enhanced eLearning experience?

### Continuing medical education accredited by EBAC

- 20 available modules
- 1 module completed = 2 CME credits
- State of the art presentations
- Based on Heart Failure Curriculum and Guidelines
- Content written by internationally renowned experts
- Case studies
- 3D animations



### Exclusively for HFA Silver, Gold and Fellow Members!

**APPLY FOR MEMBERSHIP**

[www.escardio.org/HFA-membership](http://www.escardio.org/HFA-membership)



The HFA eLearning programme is supported by **Abbott Vascular, SERVIER, Thoratec Europe Limited, Pfizer Limited, Vifor Pharma, Edwards Lifesciences** in the form of an unrestricted educational grant.

ESC eLEARNING PLATFORM

[www.learn.escardio.org/heart-failure](http://www.learn.escardio.org/heart-failure)



Congress organised by the Heart Failure association of the ESC

# Heart Failure

## 2017

and 4<sup>th</sup> World Congress  
on Acute Heart Failure



Paris  
France

29 April - 2 May

Heart Failure: rendez-vous with the future

[www.escardio.org/HFA](http://www.escardio.org/HFA)

#heartfailure2017



NOW APPROVED<sup>1</sup>  
FROM WEBBOWED



Entresto<sup>®</sup>  
sacubitril/valsartan



A MAJOR  
BREAKTHROUGH IN  
CHRONIC HEART FAILURE<sup>2</sup>

VISIT **BOOTH D10** TO LEARN MORE

Please see Summary of Product Characteristics at Booth D10.

▽ This medicinal product is subject to additional monitoring. Healthcare professionals are asked to report any suspected adverse reactions.

**References:** 1. Marketing authorization granted by the European Commission on 19 November 2015. Detailed information on this medicinal product, including the SmPC, is available on the website of the European Medicines Agency <http://www.ema.europa.eu>. 2. Roversi S, Tonelli R, Fabbri LM. Breakthroughs in internal and respiratory medicine. *Lancet*. 2015;3(8):600-602.